

RECEIVED

PUBLIC SAFETY AND CRIMINAL JUSTICE
DALLAS CITY COUNCIL COMMITTEE AGENDA

2017 OCT -6 AM 10: 10

CITY SECRETARY
CITY HALL, TEXAS

MONDAY, OCTOBER 9, 2017
CITY HALL
COUNCIL BRIEFING ROOM, 6ES
1500 MARILLA STREET
DALLAS, TEXAS 75201
11:00 A.M. – 12:30 P.M.

Chair, Council Member B. Adam McGough
Vice Chair, Council Member Philip T. Kingston
Domestic Violence Task Force Chair, Council Member Jennifer S. Gates
Mayor Pro Tem Dwaine R. Caraway
Deputy Mayor Pro Tem Adam Medrano
Council Member Sandy Greyson
Council Member Kevin Felder

Call to Order

1. Approval of Minutes from the September 25, 2017 Public Safety and Criminal Justice Committee Meeting
2. Monthly Crime Report
Police Chief U. Reneé Hall
Dallas Police Department
3. Public Safety Dashboard
Assistant City Manager Jon Fortune
City Manager's Office
4. Local Cooperation - DART Rail Stations
Police Chief U. Reneé Hall
Dallas Police Department
5. Public Safety and Criminal Justice Committee
Action Matrix
Assistant City Manager Jon Fortune
City Manager's Office
6. Upcoming Agenda Item(s)

October 11, 2017

- A. Agenda Item 3: Authorize the (1) acceptance of a grant from the U.S. Department of Homeland Security (DHS) through the Federal Emergency Management Agency under the 2016 Assistance to Firefighters - Fire Prevention and Safety (FPS) Grant (Grant No. EMW-2016-FP00475, CFDA No. 97.044) for smoke alarms, mobile fire house and other miscellaneous items for the period August 25, 2017 through August 24, 2018 in the amount of \$197,764; (2) establishment of appropriations in an amount not to exceed \$197,764 in the DHS-FY 2016 Assistance to Firefighters Grant-FPS 17-18 Fund; (3) receipt and deposit of funds in an amount not to exceed \$197,764 in the DHS-FY 2016 Assistance to Firefighters Grant-FPS 17-18 Fund; (4) local cash match in the amount of \$9,888; and (5) execution of the grant agreement - Total not to exceed \$207,652 - Financing: U.S. Department of Homeland Security Assistance to Firefighters Grant Funds (\$197,764) and Current Funds (\$9,888)

Adjourn



B. Adam McGough, Chair
Public Safety and Criminal Justice Committee

A closed executive session may be held if the discussion of any of the above agenda items concerns one of the following:

1. seeking the advice of its attorney about pending or contemplated litigation, settlement offers, or any matter in which the duty of the attorney to the City Council under the Texas Disciplinary Rules of Professional Conduct of the State Bar of Texas clearly conflicts with the Texas Open Meetings Act. [Tex. Govt. Code §551.071]
2. deliberating the purchase, exchange, lease, or value of real property if deliberation in an open meeting would have a detrimental effect on the position of the city in negotiations with a third person. [Tex. Govt. Code §551.072]
3. deliberating a negotiated contract for a prospective gift or donation to the city if deliberation in an open meeting would have a detrimental effect on the position of the city in negotiations with a third person. [Tex. Govt. Code §551.073]
4. deliberating the appointment, employment, evaluation, reassignment, duties, discipline, or dismissal of a public officer or employee; or to hear a complaint or charge against an officer or employee unless the officer or employee who is the subject of the deliberation or hearing requests a public hearing. [Tex. Govt. Code §551.074]
5. deliberating the deployment, or specific occasions for implementation, of security personnel or devices. [Tex. Govt. Code §551.076]
6. discussing or deliberating commercial or financial information that the city has received from a business prospect that the city seeks to have locate, stay or expand in or near the city and with which the city is conducting economic development negotiations; or deliberating the offer of a financial or other incentive to a business prospect. [Tex. Govt. Code §551.087]
7. deliberating security assessments or deployments relating to information resources technology, network security information, or the deployment or specific occasions for implementations of security personnel, critical infrastructure, or security devices. [Tex. Govt. Code §551.089]

NOTICE: Handgun Prohibition Notice for Meetings of Governmental Entities

"Pursuant to Section 30.06, Penal Code (trespass by license holder with a concealed handgun), a person licensed under Subchapter H, Chapter 411, Government Code (handgun licensing law), may not enter this property with a concealed handgun."

"De acuerdo con la sección 30.06 del código penal (ingreso sin autorización de un titular de una licencia con una pistola oculta), una persona con licencia según el subcapítulo h, capítulo 411, código del gobierno (ley sobre licencias para portar pistolas), no puede ingresar a esta propiedad con una pistola oculta."

"Pursuant to Section 30.07, Penal Code (trespass by license holder with an openly carried handgun), a person licensed under Subchapter H, Chapter 411, Government Code (handgun licensing law), may not enter this property with a handgun that is carried openly."

"De acuerdo con la sección 30.07 del código penal (ingreso sin autorización de un titular de una licencia con una pistola a la vista), una persona con licencia según el subcapítulo h, capítulo 411, código del gobierno (ley sobre licencias para portar pistolas), no puede ingresar a esta propiedad con una pistola a la vista."

Public Safety and Criminal Justice Committee Meeting Record

Meeting Date: Monday, September 25, 2017

Convened: 11:02 A.M. **Adjourned:** 11:50 A.M.

Committee Members Present:

Council Member B. Adam McGough, Chair
Council Member Philip T. Kingston, Vice Chair
Council Member Jennifer S. Gates
Mayor Pro Tem Dwaine R. Caraway
Deputy Mayor Pro Tem Adam Medrano
Council Member Sandy Greyson
Council Member Kevin Felder

Committee Members Absent:

Other Council Members Present:

Staff Present:

Assistant City Manager Jon Fortune, CMO
Fire Chief David Coatney, DFR

Deputy Chief Eric Beal, DFR
Assistant Chief Dominique Artis, DFR

AGENDA:

Call to Order

1. Approval of Minutes from the September 11, 2017 PSCJ Committee Meeting

Presenter(s): Council Member B. Adam McGough, Chair

Information Only:

Action Taken/Committee Recommendation(s):

A motion was made to approve the September 11, 2017 minutes.

Motion made by: CM Greyson

Item passed unanimously:

Item failed unanimously:

Motion Seconded by: Vice Chair Kingston

Item passed on a divided vote:

Item failed on a divided vote:

2. Statistical Data / Administrative (Fire) Reports

Presenter(s): Fire Chief David Coatney, DFR

Information Only:

Action Taken/Committee Recommendation(s):

An informational memo was provided to the committee that included a brief description of statistical data and fire incidents during the period of July 31, 2017 – August 27, 2017.

Motion made by:

Item passed unanimously:

Item failed unanimously:

Motion Seconded by:

Item passed on a divided vote:

Item failed on a divided vote:

3. DFR Accomplishments and Strategic Direction

Presenter(s): Fire Chief David Coatney, DFR

Information Only:

Action Taken/Committee Recommendation(s):

This briefing provided the committee with information on the department's goals and accomplishments. Discussed certain programs that have been enhanced and/or produced cost avoidance and overall provided DFRs strategic direction. CM Felder had a constituent question the availability of an extractor machine at Station No. 53. Staff explained that each station in a district doesn't have an extractor machine but there is a station in each district that does. The department is looking into ways to expand the availability of this machine. Training is ongoing to bring awareness on when and how to use the equipment to limit the exposures of Cancer.

Motion made by:

Item passed unanimously:

Item failed unanimously:

Motion Seconded by:

Item passed on a divided vote:

Item failed on a divided vote:

4. Public Safety and Criminal Justice Committee Action Matrix

Presenter(s): Assistant City Manager Jon Fortune, DPD

Information Only:

Action Taken/Committee Recommendation(s):

Staff provided the committee with responses to the requests/questions asked during the Monday, September 11, 2017 Committee Meeting along with an updated action matrix. CM Greyson would like to see a stand-alone public awareness campaign that is aimed at discouraging giving money to panhandlers. Due to the size of the proposed campaign, she is afraid this specific message is going to get lost. Chair McGough also mentioned that the City needs to get in touch with our faith leaders and have this message delivered to help bring awareness.

Chair McGough also would like to include the following three items for discussion: how are we using cameras in crime hot spot areas, why can't the City get a dedicated County employee to improve the time it takes our officers to book at the jail, and TABC not partnering with the City on a number of issues primarily issuing licenses when there is a specific hold/protest from the City at specific locations, e.g., to a dollar store located next to a church (how do we communicate better).

Motion made by:

Item passed unanimously:

Item failed unanimously:

Motion Seconded by:

Item passed on a divided vote:

Item failed on a divided vote:

5. Upcoming Agenda Item(s)

Presenter(s): Council Member B. Adam McGough, Chair

Information Only:

Action Taken/Committee Recommendation(s):

CM Felder questioned the procurement process via the Houston-Galveston Area Council of Governments and the M/WBE participation for Agenda Item No. 5. Staff from Purchasing will follow up and provide the requested information before the September 27th Council Agenda. A motion was made to move these upcoming agenda items forward with recommendation to full Council. Motioned passed with CM Felder voting against.

Motion made by: MPT Caraway

Item passed unanimously:

Item failed unanimously:

Motion Seconded by: CM Greyson

Item passed on a divided vote:

Item failed on a divided vote:

APPROVED BY:

ATTEST:

B. Adam McGough, Chair
Public Safety and Criminal Justice Committee

Crystal Lee, Coordinator
Public Safety and Criminal Justice Committee

Memorandum



DATE October 4, 2017

TO Honorable Members of the Public Safety and Criminal Justice Committee

SUBJECT **Monthly Crime Report**

On Monday, October 9, 2017, Chief of Police U. Reneé Hall will brief the Public Safety and Criminal Justice Committee on the Monthly Crime Report on behalf of the Dallas Police Department. The department continues to provide the highest level of service to the citizens of Dallas. Overall crime from January 1, 2017 to September 25, 2017 has decreased by 3.77% in comparison to the same period last year. The attached presentation provides an overview of crime, response times and current staffing levels.

Please contact me if you have any questions or need additional information.



Jon Fortune
Assistant City Manager

[Attachment]

cc: Honorable Mayor and Members of the City Council
T.C. Broadnax, City Manager
Larry Casto, City Attorney
Craig D. Kinton, City Auditor
Biliera Johnson, City Secretary (Interim)
Daniel F. Solis, Administrative Judge
Kimberly Bizer Tolbert, Chief of Staff to the City Manager
Majed A. Al-Ghafry, Assistant City Manager

Jo M. (Jody) Puckett, Assistant City Manager (Interim)
Joey Zapata, Assistant City Manager
M. Elizabeth Reich, Chief Financial Officer
Nadia Chandler Hardy, Chief of Community Services
Raquel Favela, Chief of Economic Development & Neighborhood Services
Theresa O'Donnell, Chief of Resilience
Directors and Assistant Directors

Monthly Crime Report

Public Safety and Criminal Justice Committee

October 9, 2017

U. René Hall, Chief of Police
Dallas Police Department
City of Dallas



Presentation Overview

- Purpose
- Issues/Operational Concerns
- Next Steps



Purpose

- Provide the 2017
 - Year to Date Crime Report
 - Month to Date Crime Report
 - Response Time and Calls for Service
- Discuss the police department's ongoing efforts to address crime

Year to Date Crime Report

January 1 – September 25, 2017

City Total				
Offense	YTD	YTD Last Year	Count DIFF	% Change
Murder	112	132	-20	-15.15%
Sexual Assault	449	527	-78	-14.80%
Agg Assault NFV	2,444	2,099	345	16.44%
Agg Assault FV	1,272	1,206	66	5.47%
Robbery Business	645	542	103	19.00%
Robbery Individual	2,549	2,803	-254	-9.06%
Sub-Total	7,471	7,309	162	2.22%
Burglary Business	2,836	2,418	418	17.29%
Burglary Residence	4,395	5,478	-1,083	-19.77%
Shoplift	1,361	1,685	-324	-19.23%
BMV/ Auto Acc	11,007	11,481	-474	-4.13%
Other Theft	5,630	5,976	-346	-5.79%
UUMV	5,656	5,513	143	2.59%
Sub-Total	30,885	32,551	-1,666	-5.12%
Total	38,356	39,860	-1,504	-3.77%

Month to Date Crime Report

September 1 – September 25, 2017

City Total				
Offense	MTD	MTD Last Year	Count DIFF	% Change
Murder	8	15	-7	-46.67%
Sexual Assault	42	50	-8	-16.00%
Agg Assault NFV	227	224	3	1.34%
Agg Assault FV	123	122	1	0.82%
Robbery Business	54	32	22	68.75%
Robbery Individual	244	311	-67	-21.54%
Sub-Total	698	754	-56	-7.43%
Burglary Business	221	244	-23	-9.43%
Burglary Residence	358	532	-174	-32.71%
Shoplift	93	125	-32	-25.60%
BMV/ Auto Acc	991	1,032	-41	-3.97%
Other Theft	526	616	-90	-14.61%
UUMV	479	558	-79	-14.16%
Sub-Total	2,668	3,107	-439	-14.13%
Total	3,366	3,861	-495	-12.82%

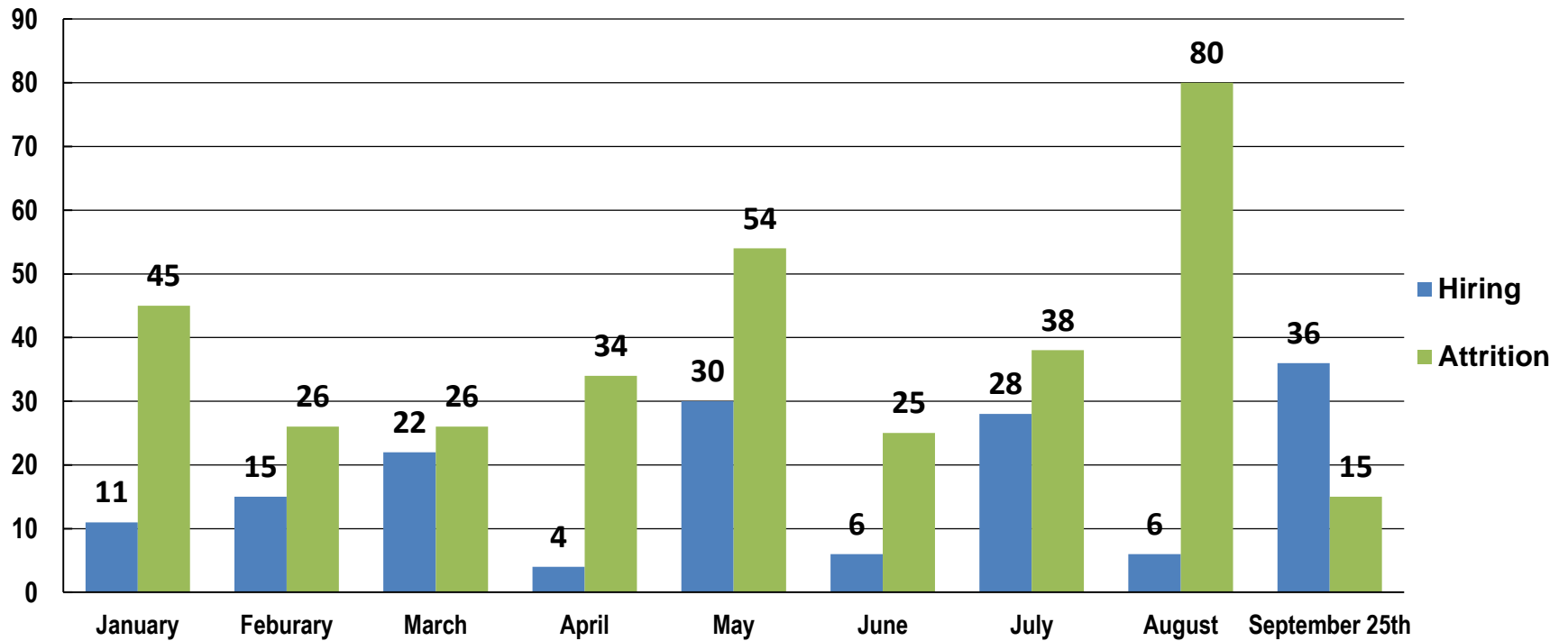
Source: DPD CompStat Daily Crime Briefing

Response Times & Calls for Services

September 25, 2017

Year	Priority 1 Response Time	Priority 2 Response Time	Priority 3 Response Time	Priority 4 Response Time	Total Dispatched 911 Calls	Sworn Strength Actual
2017 as of 9/25/17	8.31	20.84	58.36	75.57	445,340	3,072
2016 as of 9/25/16	7.62	17.31	46.71	61.24	467,252	3,338

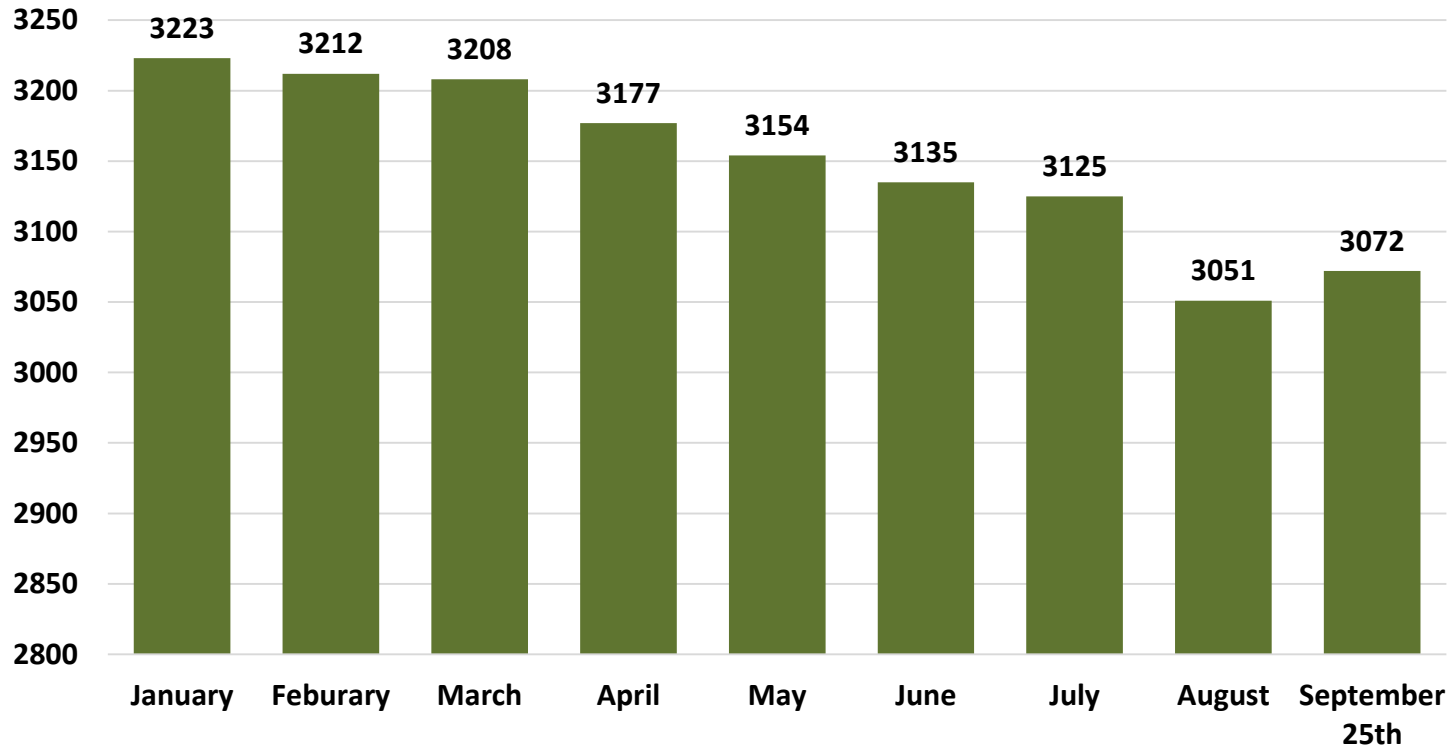
2017 Hiring / Attrition by Month



Sworn hired during FY16/17 YTD 190

Source: DPD Personnel Division End of Month Reports. YTD: Personnel Division 9/25/17

2017 Sworn Strength by Month



■ Actual

Source: DPD Personnel Division End of Month Reports. YTD: Personnel Division 9/25/17

Issues/Operational Concerns

- Reduce overall crime
- Maintain response time goal for Priority 1 calls
- Increase hiring efforts



Next Steps

Prevent



Foot Patrols
Enhance community engagement
Private Sector Partnerships
Increased visibility

Respond



Analyze critical needs to identify efficiencies to ensure core services are met

Reduce



Fugitive Apprehension
Gang and Narcotics Enforcement
Collaboration

Monthly Crime Report

Public Safety and Criminal Justice Committee

October 9, 2017

U. René Hall, Chief of Police
Dallas Police Department
City of Dallas



Appendix

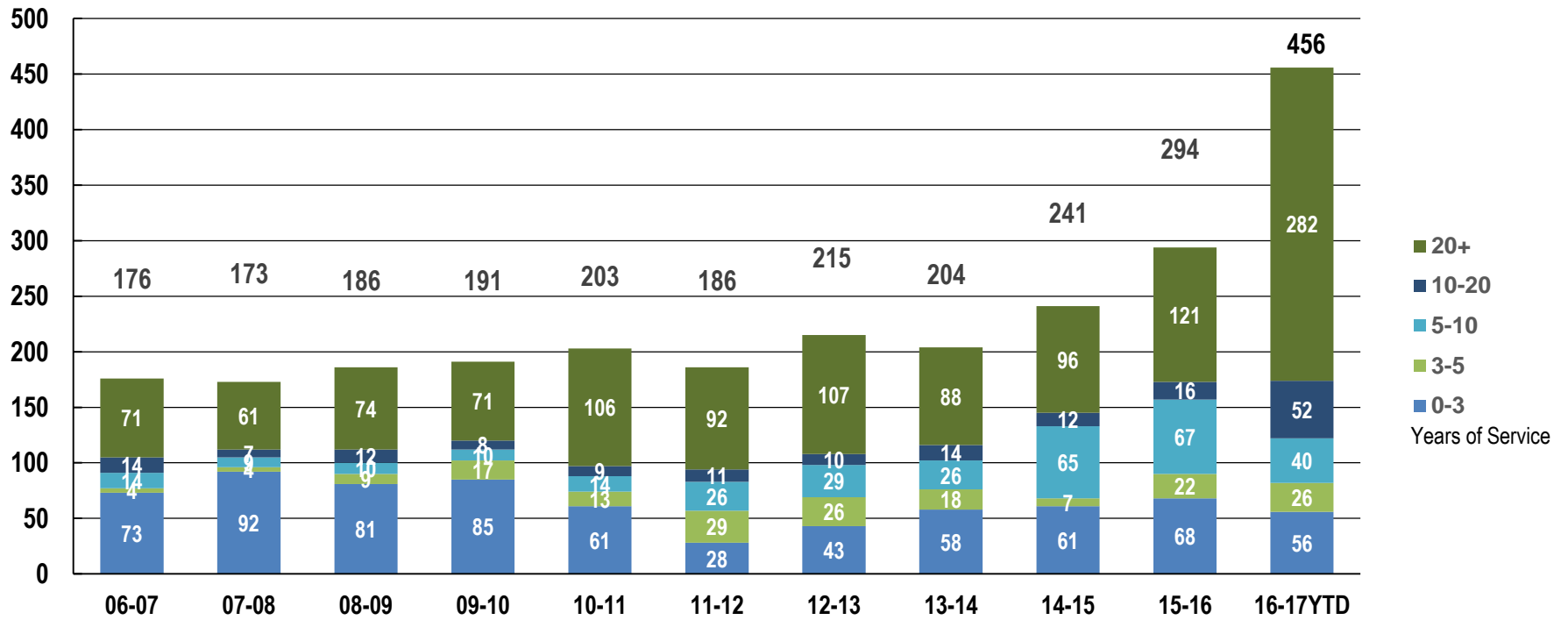
911 Call Center Response Time

August 31, 2017

City of Dallas goal is 90% of all calls answered within 10 seconds.

Month	Calls Received	Average Time to Answer	Service Level
8/1/17 – 8/31/17	166,580	2 Seconds	95.46%
7/1/17 – 7/31/17	174,256	2 Seconds	94.90%
6/1/17 - 6/30/17	173,302	2 Seconds	93.89%
5/1/17 - 5/31/17	179,355	3 Seconds	91.70%
4/1/17 – 4/30/17	176,715	7 Seconds	87.07%
3/1/17 – 3/31/17	180,791	56 Seconds	71.90%
2/1/17 – 2/28/17	161,869	43 Seconds	64.02%
1/1/17 – 1/31/17	169,905	9 Seconds	79.36%

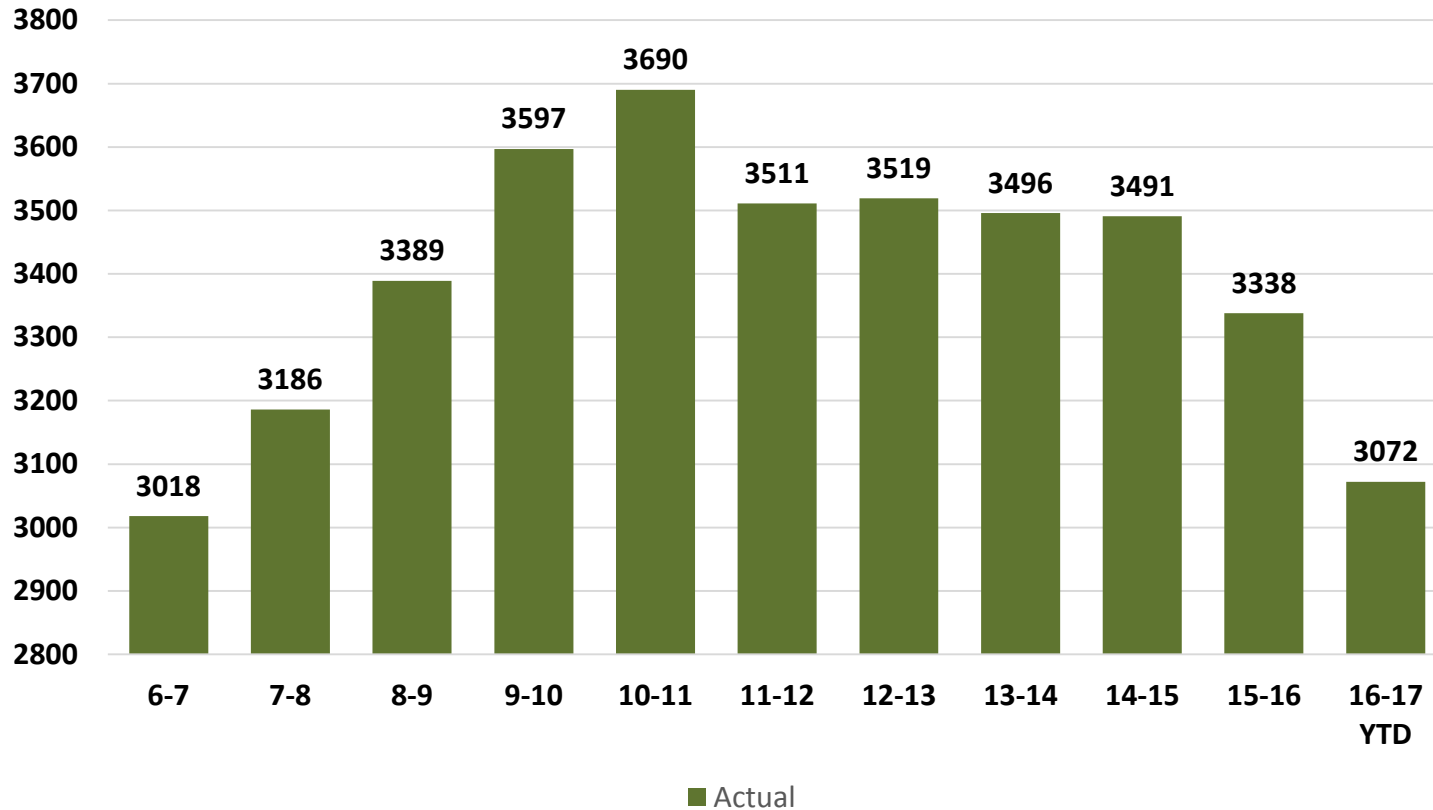
Attrition by Fiscal Year



Sworn hired during FY16/17 YTD 190

Source: DPD Personnel Division End of Month Reports. YTD: Personnel Division 9/25/17

Sworn Strength by Fiscal Year



Memorandum



DATE October 4, 2017

TO Honorable Members of the Public Safety and Criminal Justice Committee

SUBJECT **Public Safety Dashboard**

On Monday, October 9, 2017 you will be presented with a draft view of the Public Safety Dashboard which will include the Dallas Police, Dallas Fire-Rescue, and Court and Detention Services Departments. The purpose of the dashboard is to provide a comprehensive snap shot of performance measures, critical areas of concerns, and staffing levels each month. The Committee will be able to use the dashboard to monitor trends and focus on areas that need immediate attention.

This will be a standard agenda item set for the first committee meeting of each month and the intent is to eventually phase out the Dallas Police Department's Monthly Crime Report as well as the Dallas Fire-Rescue Statistical Data/Administrative Fire Report. During the committee meeting staff will request your feedback, recommendations, or additional datasets you would like to see included. The draft dashboard is attached for your review.

Please contact me if you have any questions or need additional information.



Jon Fortune
Assistant City Manager

[Attachment]

cc: Honorable Mayor and Members of the City Council	Jo M. (Jody) Puckett, Assistant City Manager (Interim)
T.C. Broadnax, City Manager	Joey Zapata, Assistant City Manager
Larry Casto, City Attorney	M. Elizabeth Reich, Chief Financial Officer
Craig D. Kinton, City Auditor	Nadia Chandler Hardy, Chief of Community Services
Biliera Johnson, City Secretary (Interim)	Raquel Favela, Chief of Economic Development & Neighborhood Services
Daniel F. Solis, Administrative Judge	Theresa O'Donnell, Chief of Resilience
Kimberly Bizer Tolbert, Chief of Staff to the City Manager	Directors and Assistant Directors
Majed A. Al-Ghafry, Assistant City Manager	

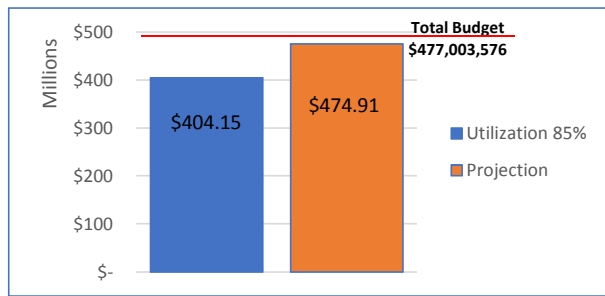
FY16-17 BUDGET

UNIFORM CRIME REPORTING

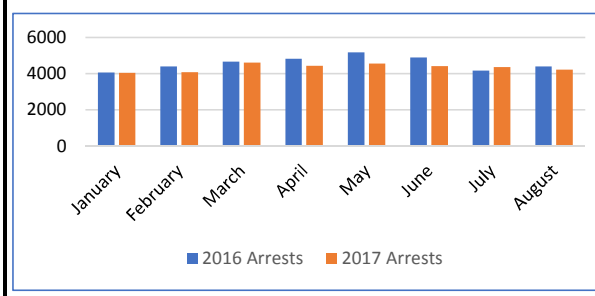
Sworn Overtime *



Total Budget



Total Arrests



Month to Date Crime

City-Wide Total August 1 st - August 31 st					
Offense	AUG 17 MTD	AUG 16 MTD	Count DIFF	% Change	Clearance Rate
Murder	10	15	-5	-33.33%	118.2%
Sexual Assault	45	61	-16	-26.23%	60.9%
Agg Assault	432	357	75	21.01%	48.8%
Robbery Business	94	65	29	44.62%	45.4%
Robbery Individual	313	378	-65	-17.20%	15.1%
Sub-Total	894	876	18	2.05%	38.6%
Burglary Business	353	281	72	25.62%	7.6%
Burglary Residence	494	610	-116	-19.02%	3.2%
Theft	2,101	2,282	-181	-7.93%	6.2%
UUMV	651	635	16	2.52%	10.4%
Sub-Total	3,599	3,808	-209	-5.49%	6.7%
Total	4,493	4,684	-191	-4.08%	12.9%

SWORN STAFFING AND HIRING

PATROL PERFORMANCE YTD 9/1/2017

Function	2017 Actual	2016 Actual	2015 Actual
CBD	110	108	84
Central	201	228	260
NW	233	263	282
SE	313	334	367
SW	281	311	319
NE	317	346	362
NC	190	222	220
SC	284	306	316
Patrol Total	1,929	2,118	2,210
Strategic Deploy	377	434	470
Investigations	309	355	348
Administrative	299	304	321
Support	137	151	140
Total	3,051	3,362	3,489

Crime Change by Division			Response time	
Violent Crime	Property Crime	Total	Priority 1	Priority 2
-1.07%	-1.57%	-1.51%	6.90	20.44
8.09%	-0.18%	0.86%	8.35	19.87
1.57%	-8.75%	-6.16%	8.44	21.19
0.91%	-2.72%	-1.99%	8.46	19.93
-6.21%	-5.70%	-5.79%	8.38	19.40
-9.72%	-8.08%	-8.26%	8.48	19.50
17.37%	-9.33%	-2.35%	8.57	24.33

COMMUNICATIONS

911 Call Center Information					
911 Calls	Avg Answer	Service Level			
166,580	2 Seconds	95.46%			
911 Operator Staffing					
Trainee	Operator	Actual	Authorized		
41	67	108	122		
Dispatched Calls and Response Time					
Year	Priority 1 Response Time	Priority 2 Response Time	Priority 3 Response Time	Priority 4 Response Time	Total Dispatched 911 Calls
2017 as of 8/31/17	8.28	20.80	57.92	74.54	405,351
2016 as of 8/31/16	7.59	17.12	45.95	60.19	422,914

INTERNAL AFFAIRS			
Complaint Type	2017 YTD	2016 YTD	2015 YTD
Investigations Conducted by Internal Affairs	128	158	172
Use of Force Complaints Received	26	28	28

Special Assignment

Task Force Staffing

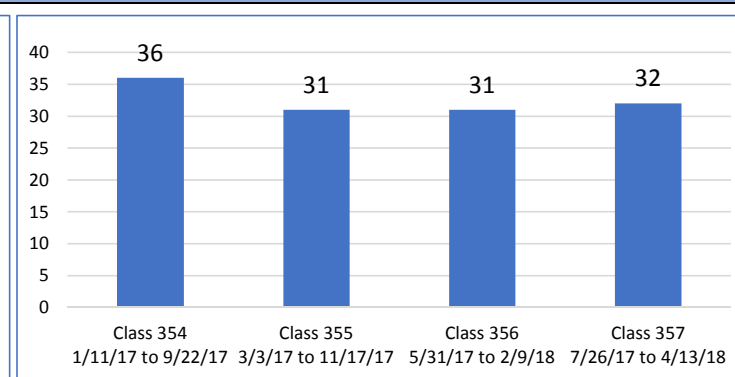
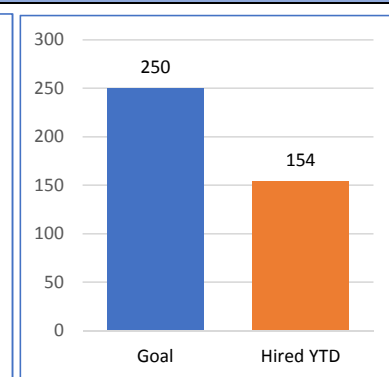
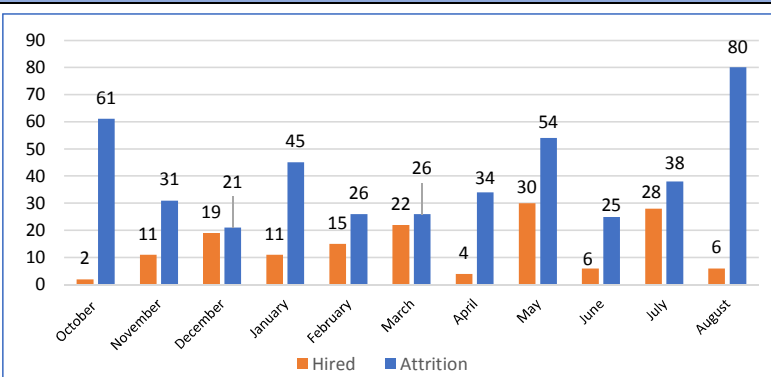
Assigned	Temporary Special Assignment	Actual
1,929	119	1,810

Assigned	Task Force Assigned	Actual
377	37	340

Hiring and Attrition

FY16-17 Hiring Goal : 250

Current Recruits in Academy



Type	Calls YTD	August-2017	August-2016
Major Disturbance	80,594	3,426	3,719
Other Incidents	45,348	1,844	1,941
Other Escalated	37,336	1,426	1,679
Suspicious Person	22,368	825	974
Minor Accident	19,157	664	887
Loud Music	14,828	800	740
Major Accident	11,990	478	464
Business Alarm	11,041	439	522
Burg Motor Veh	10,036	439	448
911 Hang-up	7,654	269	294

Notes:

* Sworn overtime attributed to Late Relief, Court Overtime, Love Field Overtime, State/Federal Task Forces, Grants i.e. (STEP for Traffic), Special Task Force OT (Summer Crime Initiative). Savings offset from heightened attrition.

** Strategic Deployment includes the following units - Narcotics, Vice and Tactical/SWAT

*** Support includes the following units - Communications, Auto Pound and Property Unit

*** Other Incident Calls- used when a call is received but does not fit into any other category of signals. Ex. harassing phone calls, criminal trespass, death notifications

**** Other Escalated Calls - used when a call is received but does not fit into any other category of signals and is a priority in nature. Ex. person walking on the shoulder of freeway, suspicious activity that could lead up to an offense

DRAFT

DALLAS FIRE-RESCUE DASHBOARD for AUGUST 31, 2017

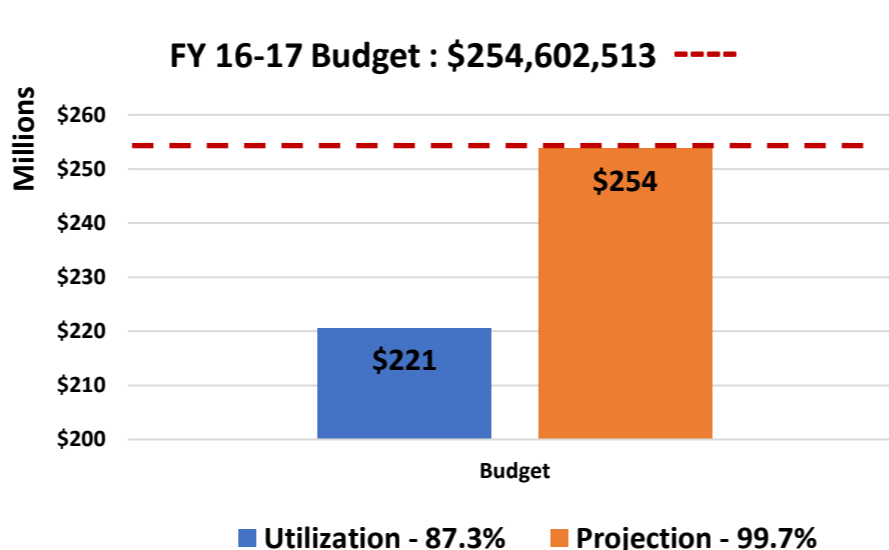
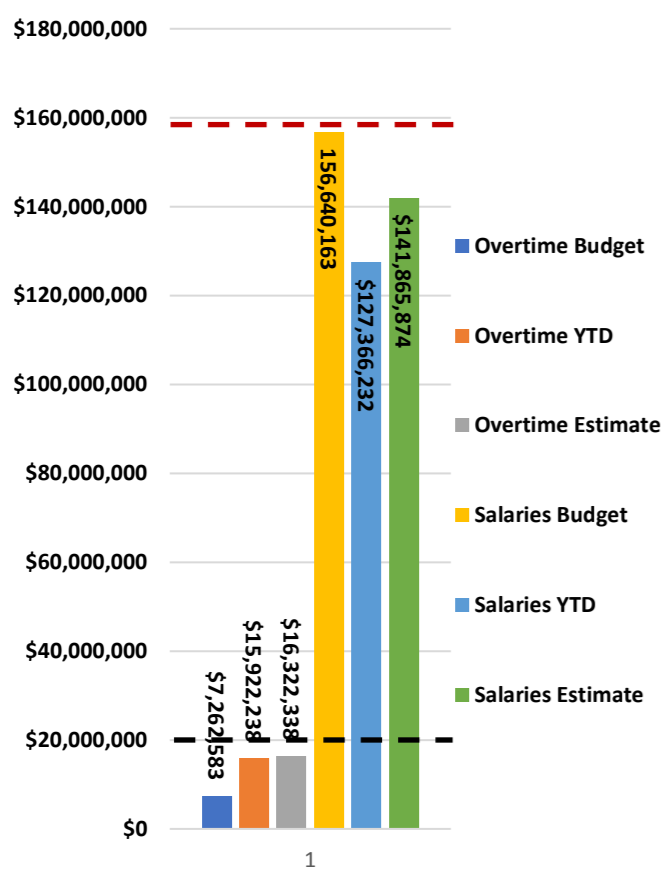
FY 2016-17 BUDGET

AMBULANCE UNIT HOUR UTILIZATION (UHU) RATE

Uniform Salaries & Overtime

Total Budget

Optimal Ambulance UHU Rate is 45% per J.R. Henry Consulting, Inc.



Excessive Utilization	Optimal Utilization	Above Average Utilization	Average Utilization	Below Average Utilization	Poor Utilization
Above 55 %	55% - 45%	45% - 35%	35% - 25%	25% - 15%	15% - 01%

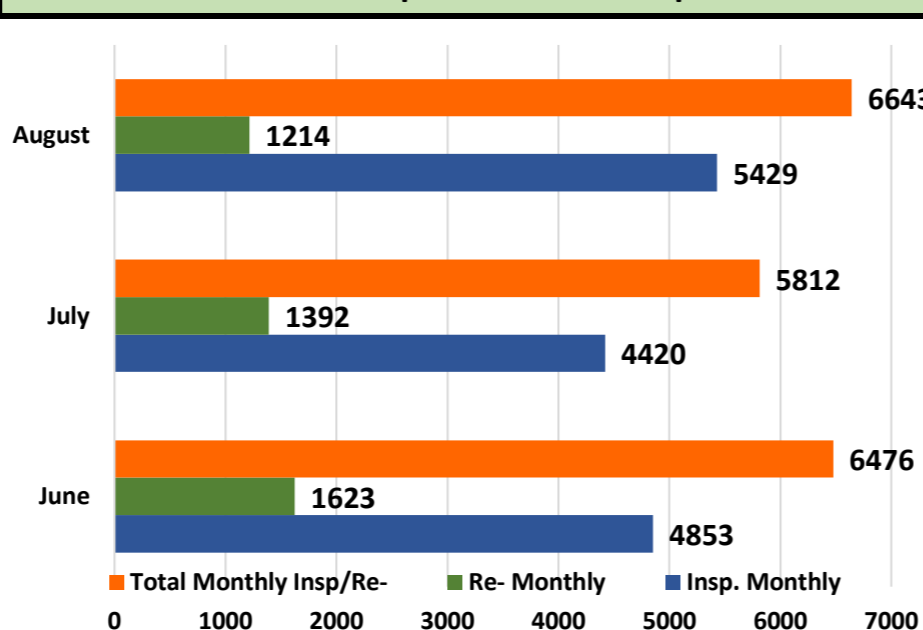
Dallas Fire-Rescue EMS Ambulance Services

17-Apr	May-17	Jun-17	Jul-17	Aug-17	Sep-17
68.42%	67.73%	57.92%	61.32%	61.28%	TBD

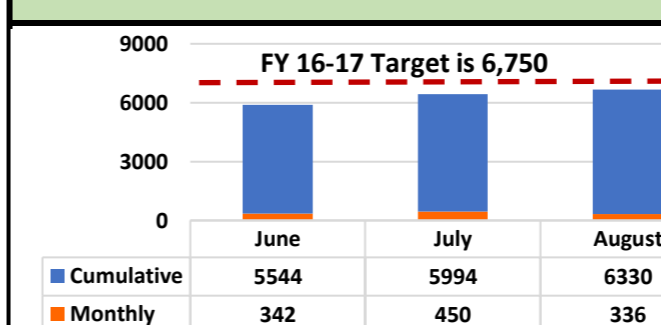
Incident Response Data

Council Districts	Requests for DFR Emergency Svcs	Ambulance (EMS) Requests	Council Districts	Requests for DFR Emergency Svcs	Ambulance (EMS) Requests
1 (Griggs)	2,094	9,654	8 (Atkins)	2,721	19,497
2 (Medrano)	6,452	25,844	9 (Clayton)	2,542	9,636
3 (Thomas)	3,071	15,709	10 (McGough)	2,857	12,302
4 (Caraway)	3,577	25,489	11 (Kleinman)	3,084	11,156
5 (Callahan)	1,513	9,623	12 (Greyson)	1,654	5,457
6 (Navarez)	4,425	17,764	13 (Gates)	3,502	10,993
7 (Felder)	4,040	25,780	14 (Kingston)	5,781	16,337

Fire Marshal Inspections & Re-Inspections



Smoke Detector Installations

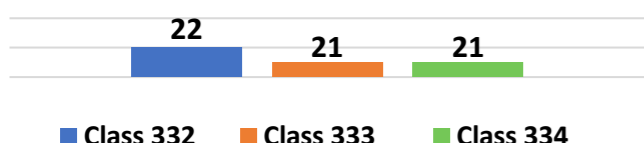


Fire Communications

911 Calls	Fire Calls	EMS Calls
263,095	47,313	215,241
100.00%	17.98%	81.81%
Other Calls	Operators	Authorized
541	43	65

Recruits in DFR Academy

Class Dates: April 19th to October 18th, 2017



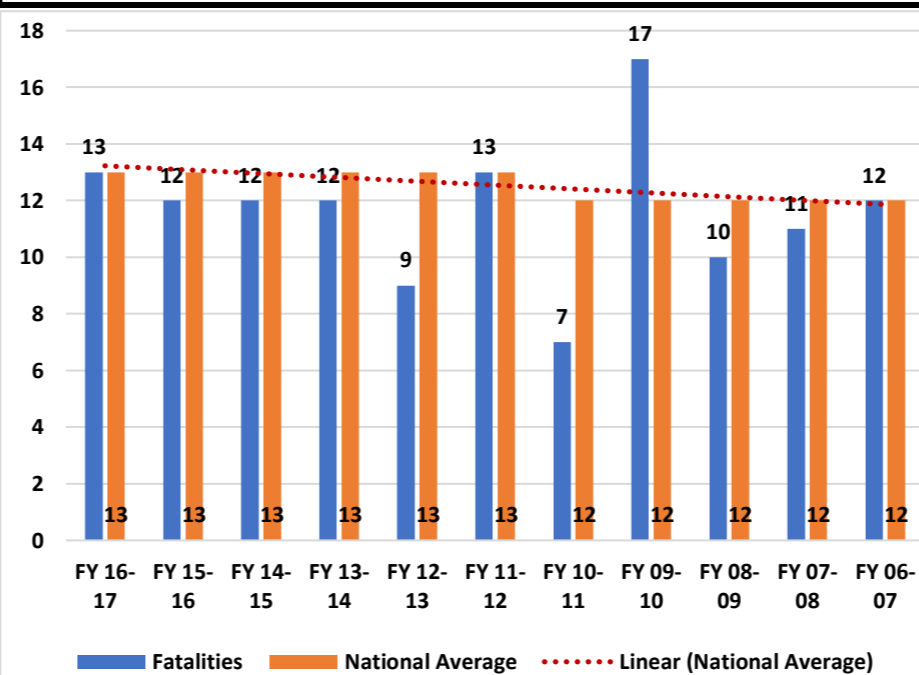
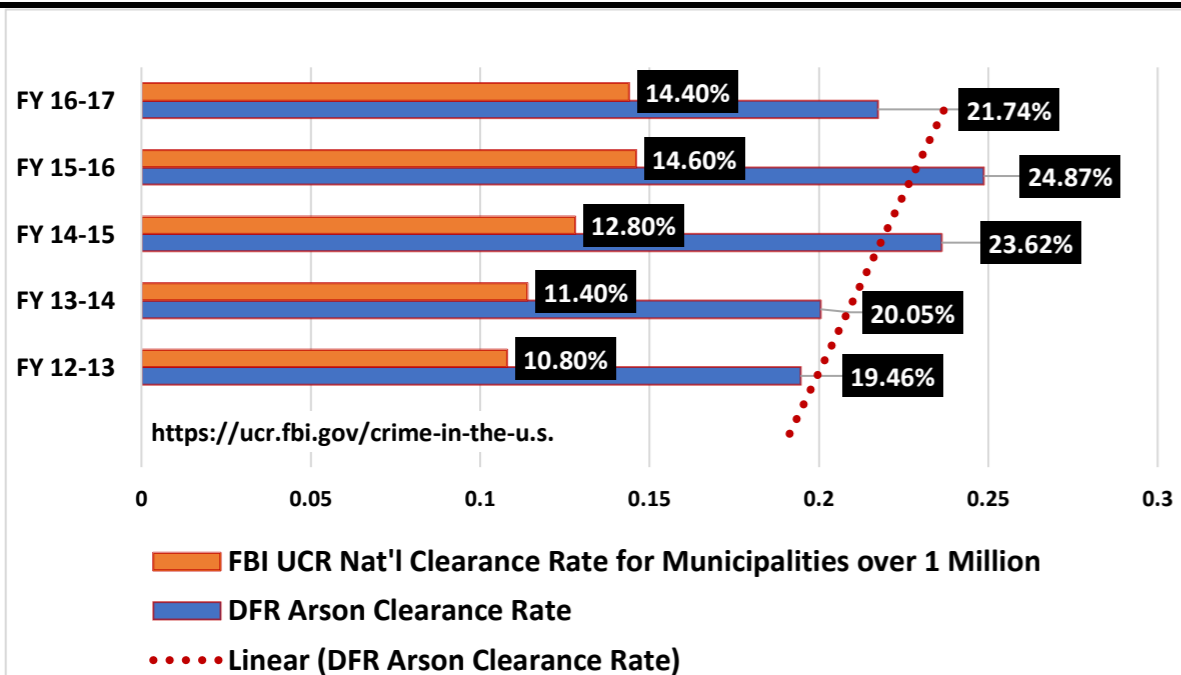
Arson Clearance By Arrest

FIRE FATALITIES

SWORN UNIFORM STAFFING

FBI Uniform Crime Rate Data is the National Standard of Measurement

Nat'l Standards (FBI UCR) - 1 Fire Fatality per 100K Population



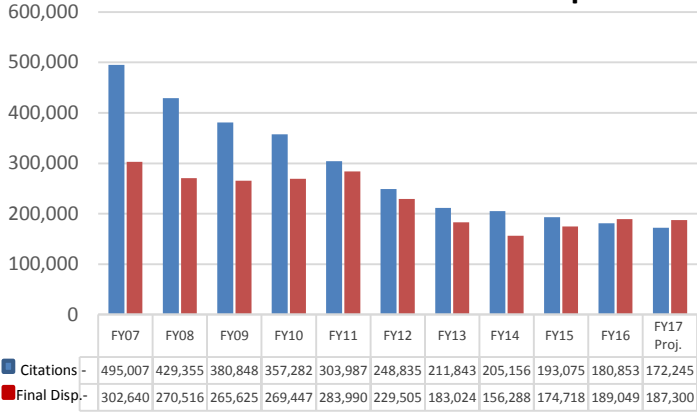
Function	FY 2014-15 Headcount Totals	FY 2015-16 Headcount Totals	FY 2016-17 Headcount Totals
EMS & Emergency Response	1667	1620	1526
Dispatch Comms & GIS	61	58	56
Fire Prevention & Inspection	97	81	88
Arson Investigation EOD	27	22	17
Training & Recruitment	76	81	85
Aircraft Rescue Fire Fighting (ARFF)	34	33	32
Texas Task Force 2 Administration	11	8	7
Human Resources & Wellness	6	5	4
Total Uniform	1,979	1,908	1,815

Average Response Times (NFPA 1710 Standards)

1st Paramedic on Scene	5:14 min	1st Heavy Apparatus on Scene within 5:20	86.96%
------------------------	----------	--	--------

Municipal Court Dashboard: Month Ending August 31, 2017

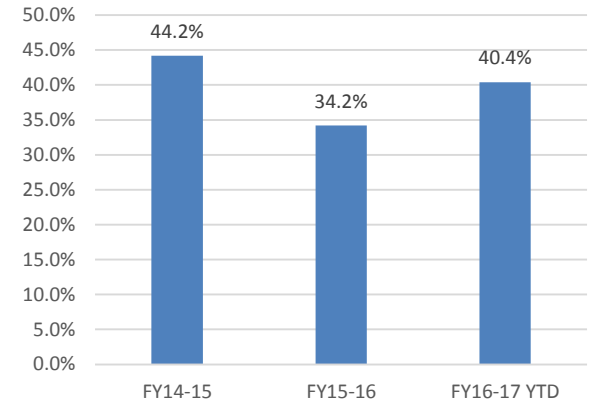
Citation Count & Clearance Report



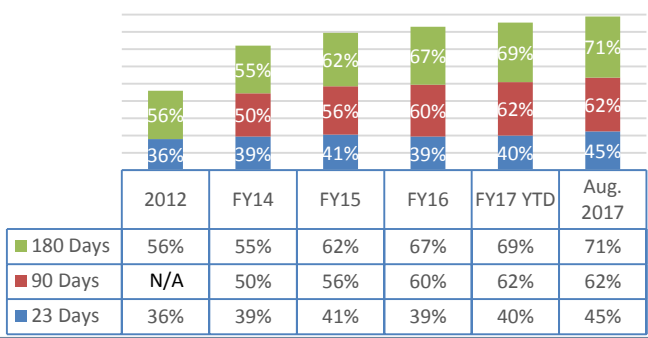
Collections Per Citation

Months	FY12	FY13	FY14	FY15	FY16	FY17
Oct	\$110.34	\$114.77	\$120.17	\$128.81	\$145.05	\$140.55
Nov	\$115.54	\$102.96	\$88.90	\$108.25	\$153.01	\$122.22
Dec	\$117.85	\$103.78	\$98.01	\$118.61	\$128.04	\$118.82
Jan	\$124.34	\$111.98	\$83.24	\$118.13	\$141.73	\$135.50
Feb	\$115.10	\$123.29	\$131.95	\$129.23	\$179.15	\$236.55
March	\$110.53	\$141.96	\$122.64	\$154.70	\$191.14	\$180.92
April	\$95.82	\$122.70	\$100.03	\$109.57	\$147.43	\$167.86
May	\$104.35	\$104.15	\$77.68	\$139.39	\$156.04	\$166.01
June	\$83.37	\$103.44	\$92.13	\$123.12	\$118.76	\$141.03
July	\$91.39	\$130.22	\$97.66	\$97.01	\$188.27	\$129.32
Aug	\$93.02	\$103.76	\$94.74	\$126.93	\$174.18	\$142.71
Sept	\$101.81	\$110.25	\$167.78	\$142.93	\$128.86	
FY Avg.	\$104.90	\$115.15	\$99.77	\$123.37	\$153.06	\$153.99

E-Citations Percentage



Defendant's Cumulative Response Rate Looking Back 23, 90 & 180 Days



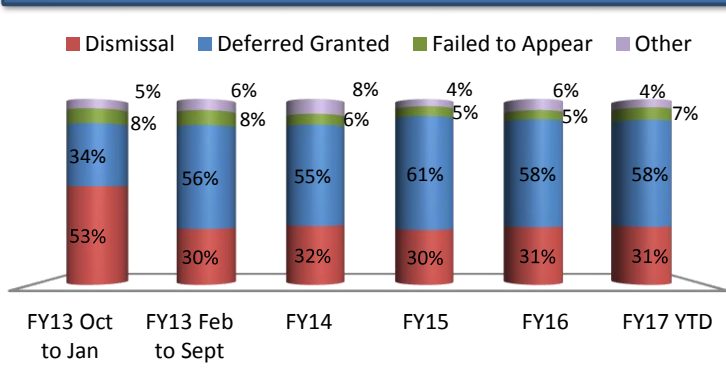
Judicial Warrant Pool

Through August 2017	
Warrants signed in FY12 (Source: OCA)	69,630
Warrants signed in FY13 (Source: OCA)	97,285
Warrants signed in FY14 (Source: OCA)	64,671
Warrants signed in FY15 (Source: OCA)	223,010
Warrants signed in FY16 (Source: OCA)	179,823
Warrants signed FY17 YTD (Source: OCA)	166,224
Warrants cleared FY17 YTD (Incode)	120,359
# of active warrants	725,927
Active Warrant Case Value	\$286,331,819

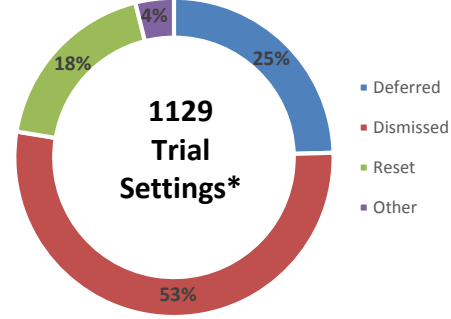
General Municipal Court Stats

Through August 2017	
Courthouse Exp. - FY17 GF Budget	\$15,325,718
Courthouse Rev. - Proj. FY17 GF	\$17,735,675
Active Case Count (includes juv.)	1,945,493
Active Case Value (includes juv.)	\$737,520,639
Cases sent to Collection Agency	1,657,650
Value of Cases sent to Collection Agency	\$641,335,203
Final Judgments Case Count	278,524
Final Judgments Case Value	\$87,459,429

Docketed Court Room Activity

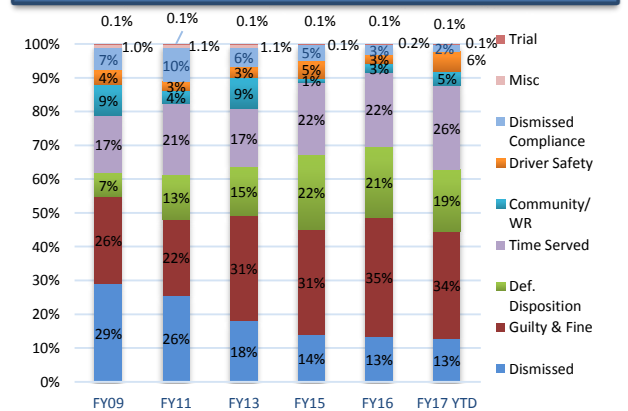


August Trial Phase Only



* This data is included in the Docketed Courtroom Activity

Courthouse Dispositions



Memorandum



DATE October 2, 2017

TO Honorable Members of the Public Safety and Criminal Justice Committee

SUBJECT **Local Cooperation - DART Rail Stations**

On Monday, October 9, 2017, Chief of Police U. Reneé Hall will brief the Public Safety and Criminal Justice Committee on Local Cooperation - DART Rail Stations. The Dallas Police Department has identified criminal activity in and around DART rail stations. To address these challenges, the department has leveraged collaborative partnerships with multiple agencies including but not limited to: DART, El Centro Police, and the Downtown Safety Patrol to pursue solution based strategies. The attached presentation will identify challenges faced, discuss collaborative solutions utilized, and preview strategies needed to further reduce crime in and around DART rail stations.

The briefing materials are attached for your review.

Please contact me if you have any questions or need additional information.



Jon Fortune
Assistant City Manager

[Attachment]

cc: Honorable Mayor and Members of the City Council
T.C. Broadnax, City Manager
Larry Casto, City Attorney
Craig D. Kinton, City Auditor
Billerae Johnson, City Secretary (Interim)
Daniel F. Solis, Administrative Judge
Kimberly Bizer Tolbert, Chief of Staff to the City Manager
Majed A. Al-Ghafry, Assistant City Manager

Jo M. (Jody) Puckett, Assistant City Manager (Interim)
Joey Zapata, Assistant City Manager
M. Elizabeth Reich, Chief Financial Officer
Nadia Chandler Hardy, Chief of Community Services
Raquel Favela, Chief of Economic Development & Neighborhood Services
Theresa O'Donnell, Chief of Resilience
Directors and Assistant Directors

Local Cooperation - DART Rail Stations

Public Safety and Criminal Justice Committee
October 9, 2017

U. René Hall, Chief of Police
Police Department
City of Dallas



Presentation Overview

- Purpose
- Background
- Issues/Operational Concerns
- Collaborative Partnerships
- New Action Items



Purpose

- Discuss public safety and quality of life concerns at high density crime areas near DART rail stations
- Outline collaborative partnerships and enforcement efforts
- Provide an update on new action items



Background

DPD Responsibilities

- Provides assistance when requested on DART property within the City of Dallas:
 - making arrests
 - patrolling transit property
 - preparing offense reports
 - conducting follow-up criminal investigations

Background

DART Responsibilities

- Primary responsibility to provide police services to its patrons, employees and properties:
 - on-board vehicles
 - park and ride lots
 - transit/rail centers

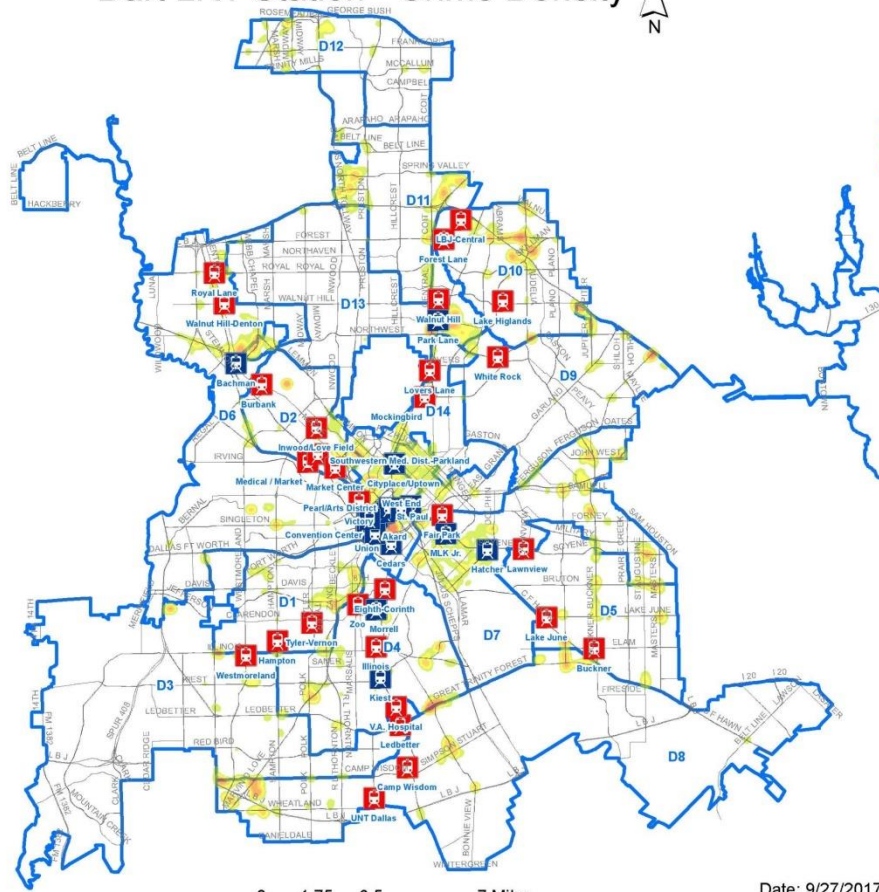
Background

- DPD and DART Police maintain a collaborative partnership to address public safety and quality of life concerns:
 - share intelligence
 - discuss ongoing issues
 - develop crime strategies
 - implement crime initiatives

Issues/Operational Concerns

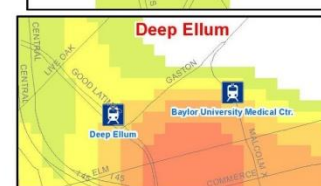
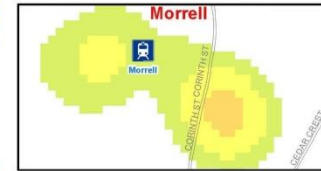
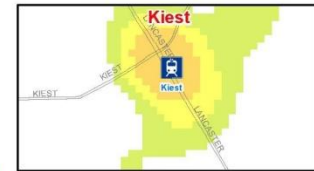
- 46 DART rail stations in the City of Dallas
- Identified locations with highest concentrations of overall crime:
 - Central Business District - CBD (six separate platforms)
 - Deep Ellum (two separate platforms)
 - Bachman
 - Park Lane
 - Morrell
 - Kiest

Dart LRT Station - Crime Density



0 1.75 3.5 7 Miles

Date: 9/27/2017
Author: #7192



DART LTR Station Area Crime: 1-Mile Radius

Year to Date

	UCR Part 1 Crime	UCR Part 2 Crime	Total Arrests
Kiest 2016	678	1,997	754
Kiest 2017	586	2,114	763
%Change	-13.57%	5.86%	1.19%
Morell 2016	482	1,915	668
Morrell 2017	474	1,857	850
%Change	-1.66%	-3.03%	27.25%
Park Lane 2016	1,278	3,414	1,049
Park Lane 2017	1,209	2,875	867
%Change	-5.40%	-15.79%	-17.35%
CBD 2016	689	4,905	2,778
CBD 2017	731	4,183	3,222
%Change	6.10%	-14.72%	15.98%
Bachman 2016	647	2,425	894
Bachman 2017	733	2,345	842
%Change	13.29%	-3.30%	-5.82%
Deep Ellum 2016	176	786	889
Deep Ellum 2017	240	1,026	1,474
%Change	36.36%	30.53%	65.80%

Issues/Operational Concerns

- Complaints, calls and arrests related to narcotic and K2 sales in the vicinity of the West End and areas around DART rail stations

Drug Complaints and Calls January 1, 2017 - August 31, 2017				
DART Station Locations	Drug House Complaints	911 Drug House Calls	911 Open Air Drugs Sales Calls	K-2 Arrests
West End	21	0	75	151
8 th & Corinth	46	22	22	6
Morrell	60	29	21	6
Kiest & Lancaster	72	45	12	16

10

Collaborative Partnerships

- DPD and DART provides directed patrol around the vicinity of the DART rail stations
- DPD maintains a list of downtown impact offenders and shares it with the Dallas County District Attorney's Office Community Response Team
- El Centro Police has expanded their area of responsibility to include additional patrols in parts of the West End
- Downtown Safety Patrol provides bike and foot patrols within the CBD
- Crisis Intervention Team visits encampments to engage homeless; refer to services to help transition from the streets into adequate shelter

11

Collaborative Partnerships

West End Task Force

- Monthly meeting for law enforcement agencies to share information and collaborate on initiatives to improve public safety in the West End
- Partners include:
 - DPD
 - DART PD
 - El Centro College Police
 - Dallas County District Attorney Community Response Team
 - Crisis Intervention Team
 - DISD Police
 - Downtown Safety Patrol
 - Downtown Dallas Inc.

12



Collaborative Partnerships

- Results from West End Patrols conducted by DPD, DART, El Centro and Downtown Safety Patrol

Violations and Arrests	
January 1, 2017 – August 31, 2017	
Violations	Arrests
Truancy	20
Sleeping/Urinating in Public	18
Public Intoxication	6
Failure to Appear	9
Open Container	5
Panhandling	44
Criminal Trespass Arrest	4
Vending without a Permit	6
Felony Warrant	2
Apprehension by Police Officer Without Warrant	1

Collaborative Partnerships

Community Interaction

- Monthly West End Association Resident Crime Watch meetings
- Monthly Downtown Security Directors Association meetings
- Quarterly meetings with Corporate stakeholders:
 - Downtown Dallas Inc., Dallas Office Emergency Management, DA's Office, Allied Universal Security, AT&T, Hunt Oil, Oncor, Peloton Real Estate and Hamilton Properties

14

Continued Efforts

- Patrol, Narcotics, and DART will continue to conduct operations to address: quality of life issues, K2, panhandling, and other criminal violations
- Narcotics Division will continue to conduct major undercover investigations to combat drug sales of K2 and seek federal prosecution
- Continued efforts have resulted in positive change, however further collaboration is necessary to further combat these issues therefore DPD is initiating the following new action items

New Action Items

- Collaborate with Dallas Fire-Rescue and Crisis Intervention to conduct a K2 Education campaign for the homeless – **October 8, 2017**
- Assign a Dallas Officer or supervisor with DART PD for a 30 to 60 day period to identify better methods of collaboration
- Hold monthly Compstat meetings with DART, DPD and DCCD at DPD Headquarters
- Provide DART PD Sergeant access to DPD computer systems and reports in the Dallas Fusion Center

16

New Action Items

- Investigate narcotics activity and drug house locations within a one mile radius of DART Train Stations
- Improve real time communications by providing DART Communications with a base station to communicate directly with Dallas Officers
- Utilize camera trailers monitored by fusion and working in conjunction with Dallas CRT officers

Local Cooperation - DART Rail Stations

Public Safety and Criminal Justice Committee
October 9, 2017

U. René Hall, Chief of Police
Police Department
City of Dallas



Memorandum



DATE October 4, 2017

TO Honorable Members of the Public Safety and Criminal Justice Committee

SUBJECT **Public Safety and Criminal Justice Committee Action Matrix**

Please see the attached responses to the requests/questions asked during the Monday, September 25, 2017 Committee Meeting. The updated matrix is also attached for your review.

Please contact me if you have any questions or need additional information.



Jon Fortune
Assistant City Manager

[Attachment]

cc: Honorable Mayor and Members of the City Council
T.C. Broadnax, City Manager
Larry Casto, City Attorney
Craig D. Kinton, City Auditor
Billierae Johnson, City Secretary (Interim)
Daniel F. Solis, Administrative Judge
Kimberly Bizer Tolbert, Chief of Staff to the City Manager
Majed A. Al-Ghafry, Assistant City Manager

Jo M. (Jody) Puckett, Assistant City Manager (Interim)
Joey Zapata, Assistant City Manager
M. Elizabeth Reich, Chief Financial Officer
Nadia Chandler Hardy, Chief of Community Services
Raquel Favela, Chief of Economic Development & Neighborhood Services
Theresa O'Donnell, Chief of Resilience
Directors and Assistant Directors

Public Safety and Criminal Justice Committee Action Matrix

	Requestor	Request	Request Date	Staff/Dept Responsible	Status
1	Felder	Is there a way to require funeral homes to register and report their formaldehyde purchases.	9/11/2017	Legal	Pending Research
2	Greyson	Specific Public Awareness Campaign - Discourage Giving Money to Panhandlers	9/25/2017	Cheritta Johnson	A Panhandling Initiative Briefing is scheduled for Nov. 13th. This briefing will share a proposed implementation plan (including a Public Awareness Campaign) for consideration and approval.
3	McGough	How are we using Cameras in Crime "Hot Spot" Areas	9/25/2017	Chief Hall	Complete - Attached
4	McGough	Dedicated County Employee for Lew Sterret Booking of DPD Prisoners	9/25/2017	Chief Hall	Pending Research
5	McGough	Provide a report on City and TABC Coordination and Communication	9/25/2017	Chief Hall	Complete - Attached
6	Felder	Need MWBE Info - 9/27/17 Council Agenda No. 5 (Consoles)	9/25/2017	Zarin Gracey	Complete - An email was sent on 9/26/17
7					
8					
9					
10					
12					
13					
14					
15					
16					
17					
18					
19					
20					

Attachment

Public Safety and Criminal Justice Committee Action Matrix

September 25, 2017 Requests/Responses

3) How are we using cameras in crime “hot spot” areas?

Overt cameras are positioned to record in “hot spot” areas that are likely to capture criminal activity. The cameras are visible and display DPD logos to ensure the public is aware of their presence. DPD staff monitors calls for service, verifies camera location, and provide responding patrol officers and detectives with real time intelligence information. They are often able to provide video evidence of actual offenses in addition to activities leading up to and after the commission of a crime. During an investigation, patrol officers and detectives review respective footage for video evidence. The retention schedule for video storage is 14 days.

The cameras are also proactively used during specific operations to look for activity such as hand-to-hand drug transactions, burglary of motor vehicle offenses and congregating in known high crime locations (convenience stores and carwashes).

5) Provide a report on City and TABC Coordination and Communication.

The Dallas Police Department’s Vice Unit is the criminal investigative unit of all alcohol complaints and alcohol related violations within the City of Dallas. The Vice Unit regularly meets and conducts inspections with Texas Alcoholic Beverage Commission (TABC) to determine if various businesses have TABC licenses to sell alcoholic beverages. If during the process of an inspection or investigation, it is determined the business is selling alcoholic beverages in violation of the TABC licensing restrictions (i.e. selling to an underage or intoxicated individual), enforcement action can be taken by the Dallas Police Department.

The Dallas Police Department can request an Emergency Summary Suspension for investigative purposes. This is utilized when an investigation of a violent act occurring on premise of a TABC licensed establishment and leads investigators to believe subsequent acts of violence will occur at the location. Under the Texas Alcoholic Beverage Code, [Sections 11.61(d), 11.613 and 61.71(e) AB Code], TABC may summarily suspend a retail dealer’s license, mixed beverage permit, private club registration permit, and/or a wine and beer retailer’s permit for not more than seven days.

Additionally, the Texas Alcoholic Beverage Code allows the TABC, a member of the public, a governmental entity or a governmental official to file a written allegation contesting the granting or issuing of an original, renewal, reinstatement, or change of location of an alcoholic beverage license or permit. Upon request from the Dallas Police Department and individual councilmembers contesting the granting of an alcoholic beverage license, the Dallas City Attorney’s Office (CAO) may file such protests. When the CAO files a protest, the TABC will either join in the protest or will remain neutral.

Continuity of communication and collaboration continue to be a consistent focus between the City of Dallas and the TABC. In 2017, the Vice Unit conducted 23 inspections and 17 TABC arrests. The Department will continue its effort to provide excellent service to the citizens of Dallas, while providing accountability and transparency with those businesses and retail establishments that are licensed or permitted by both TABC and the City of Dallas.

STRATEGIC PRIORITY: Public Safety

AGENDA DATE: October 11, 2017

COUNCIL DISTRICT(S): All

DEPARTMENT: Fire

CMO: Jon Fortune, 670-1204

MAPSCO: N/A

SUBJECT

Authorize the **(1)** acceptance of a grant from the U.S. Department of Homeland Security (DHS) through the Federal Emergency Management Agency under the 2016 Assistance to Firefighters - Fire Prevention and Safety (FPS) Grant (Grant No. EMW-2016-FP00475, CFDA No. 97.044) for smoke alarms, mobile fire house and other miscellaneous items for the period August 25, 2017 through August 24, 2018 in the amount of \$197,764; **(2)** establishment of appropriations in an amount not to exceed \$197,764 in the DHS-FY 2016 Assistance to Firefighters Grant-FPS 17-18 Fund; **(3)** receipt and deposit of funds in an amount not to exceed \$197,764 in the DHS-FY 2016 Assistance to Firefighters Grant-FPS 17-18 Fund; **(4)** local cash match in the amount of \$9,888; and **(5)** execution of the grant agreement - Total not to exceed \$207,652 - Financing: U.S. Department of Homeland Security Assistance to Firefighters Grant Funds (\$197,764) and Current Funds (\$9,888)

BACKGROUND

The U.S. Department of Homeland Security through the Federal Emergency Management Agency provides Assistance to Firefighters - Fire Prevention and Safety (FPS) Grant funds to protect the health and safety of the public and firefighting personnel against fire and fire-related hazards. Dallas Fire-Rescue was awarded funding with a federal share of \$197,764 and a City cash match share of \$9,888. The approved total project cost is \$207,652. The term of the grant is August 25, 2017 through August 24, 2018.

Currently, Fire Safety educators use a mobile Fire Safety House to travel to elementary schools and civic events to engage large numbers of families and children in one setting. The existing Fire Safety House is a single mock-up that is over 20 years old. The existing Fire Safety Houses maintenance and repair is no longer cost effective, nor is it reliable.

BACKGROUND (continued)

The Smoke Alarm Installation Program is to prevent fire-related fatalities in high-risk residential communities' due to lack of operable smoke alarms installed in the appropriate locations within single family dwellings while contacting as many residents as possible. On average 6,000-7,000 smoke alarms are installed annually. Smoke alarms will be equipped with tamper-proof ten-year lithium batteries. Smoke alarms that may have been installed ten years ago in previous Smoke Alarm Installation Program projects are replaced with new tamper resistant, ten-year lithium battery alarms.

The awarded grant amount of \$207,652 will be used to purchase the following items; 6,785 smoke alarms and replace 1 mobile fire safety house and other miscellaneous items.

PRIOR ACTION/REVIEW (COUNCIL, BOARDS, COMMISSIONS)

On September 26, 2012, City Council authorized acceptance of a grant from the U.S. Department of Homeland Security under the 2011 Assistance to Firefighters Grant Program - Fire Prevention and Safety Grants for smoke alarm campaign program for the period August 9, 2012 through August 8, 2013 and execution of the grant agreement by Resolution No. 12-2364.

On September 22, 2015, City Council authorized acceptance of a grant from the U.S. Department of Homeland Security under the 2014 Assistance to Firefighters Grant - Fire Prevention and Safety Grants for a smoke alarm campaign program for the period August 20, 2015 through August 19, 2016 and execution of the grant agreement by Resolution No. 15-1822.

Information about this item will be provided to the Public Safety and Criminal Justice Committee on September 25, 2017.

FISCAL INFORMATION

U.S. Department of Homeland Security Assistance to Firefighters Grant Funds - \$197,764
Current Funds - \$9,888

October 11, 2017

WHEREAS, the U.S. Department of Homeland Security (DHS) through the Federal Emergency Management Agency provides Assistance to Firefighters - Fire Prevention and Safety (FPS) Grant Funds to protect the health and safety of the public and firefighting personnel against fire and fire-related hazards; and

WHEREAS, on September 26, 2012, City Council authorized acceptance of a grant from the U.S. Department of Homeland Security under the 2011 Assistance to Firefighters - Fire Prevention and Safety Grants for smoke alarm campaign program for the period August 9, 2012 through August 8, 2013, in an amount not to exceed \$68,000, by Resolution No. 12-2364; and

WHEREAS, on September 22, 2015, City Council authorized acceptance of a grant from the U.S. Department of Homeland Security under the 2014 Assistance to Firefighters - Fire Prevention and Safety Grants for a smoke alarm campaign program for the period August 20, 2015 through August 19, 2016, in an amount not to exceed \$94,412, by Resolution No. 15-1822; and

WHEREAS, the Dallas Fire-Rescue submitted a grant application and received an award of funds for a smoke alarms campaign program and replace mobile fire safety house and other miscellaneous items.

Now, Therefore,

BE IT RESOLVED BY THE CITY COUNCIL OF THE CITY OF DALLAS:

SECTION 1. That the City Manager is hereby authorized to accept the grant from the U.S. Department of Homeland Security through the Federal Emergency Management Agency under the 2016 Assistance to Firefighters - Fire Prevention and Safety Grant (Grant No. EMW-2016-FP-00475, CFDA No. 97.044) for the purchase of 6,785 smoke alarms and replace 1 mobile fire safety house and other miscellaneous items for the period August 25, 2017 through August 24, 2018, in an amount not to exceed \$207,652, with a federal share of \$197,764 and the City's share of \$9,888; and sign the grant agreement, approved as to form by the City Attorney.

SECTION 2. That the City Manager is hereby authorized to establish appropriations in an amount not to exceed \$197,764 in the DHS-FY 2016 Assistance to Firefighters Grant-FPS 17-18 Fund, Fund F537, Department DFD, Unit 3539, various Object Codes according to the attached Schedule.

SECTION 3. That the Chief Financial Officer is hereby authorized to receive and deposit grant funds in an amount not to exceed \$197,764 in the DHS-FY 2016 Assistance to Firefighters - Grant-FPS 17-18 Fund, Fund F537, Department DFD, Unit 3539, Revenue Code 6506.

October 11, 2017

SECTION 4. That the Chief Financial Officer is hereby authorized to disburse funds in an amount not to exceed \$197,764 from the DHS-FY 2016 Assistance to Firefighters Grant-FPS 17-18 Fund, Fund F537, Department DFD, Unit 3539, various Object Codes according to the attached Schedule.

SECTION 5. That the Chief Financial Officer is hereby authorized to disburse a local cash match in an amount not to exceed \$9,888 from Fund 0001, Department DFD, Unit LS02, various Objects Codes according to the attached Schedule.

SECTION 6. That the City Manager is hereby authorized to reimburse to the granting agency any expenditures identified as ineligible. The City Manager shall notify the appropriate City Council Committee of expenditures identified as ineligible not later than 30 days after the reimbursement.

SECTION 7. That the City Manager shall keep the appropriate City Council Committee informed of all final granting agency monitoring reports not later than 30 days after the receipt of the report.

SECTION 8. That the City Manager or his designee is authorized to provide additional information, make adjustments, and take other actions related to the implementation of the grant as may be necessary to satisfy the U.S. Department of Homeland Security and Federal Emergency Management Agency.

SECTION 9. That this contract is designated as Contract No. DFD-2017-00004031.

SECTION 10. That this resolution shall take effect immediately from and after its passage in accordance with the provisions of the Charter of the City of Dallas, and it is accordingly so resolved.

SCHEDULE

Grant # EWM-2016-FP-00475
CFDA # 97.044

<u>Fund Source</u>	<u>Fund</u>	<u>Unit</u>	<u>Object Code</u>	<u>Amount</u>
AFG	F537	3539	4750	\$95,750
		3539	2280	\$94,990
		3539	2890	\$7,024
AFG Total			<u>\$197,764</u>	
City	0001	LS02	2280	\$3,526
		LS02	2890	\$6,362
City Total			<u>\$9,888</u>	
Sum Total			<u>\$207,652</u>	