

# Memorandum



DATE December 7, 2017

TO Honorable Members of the Public Safety and Criminal Justice Committee

SUBJECT **Public Safety Dashboards**

On Monday, December 11, 2017 you will be presented with the month ending October/November 2017 Public Safety Dashboards for the Court and Detention Services, Dallas Fire-Rescue and Police Departments. Starting in January 2018, the Public Safety Dashboards will be presented to you during the second meeting of each month instead of the first to enable the departments to provide the most current data.

As a reminder, the dashboards are intended to provide a comprehensive snap shot of performance measures, critical areas of concerns, and staffing levels each month. You will be able to use the dashboards to monitor trends and focus on areas that need immediate attention.

The Public Safety Dashboards are attached for your review.

Please contact me if you have any questions or need additional information.



Jon Fortune  
Assistant City Manager

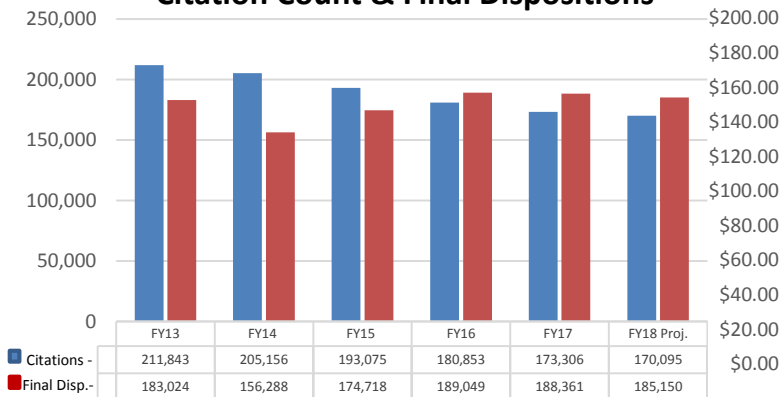
[Attachment]

cc: Honorable Mayor and Members of the City Council  
T.C. Broadnax, City Manager  
Larry Casto, City Attorney  
Craig D. Kinton, City Auditor  
Billierae Johnson, City Secretary (Interim)  
Daniel F. Solis, Administrative Judge  
Kimberly Bizer Tolbert, Chief of Staff to the City Manager  
Majed A. Al-Ghafry, Assistant City Manager

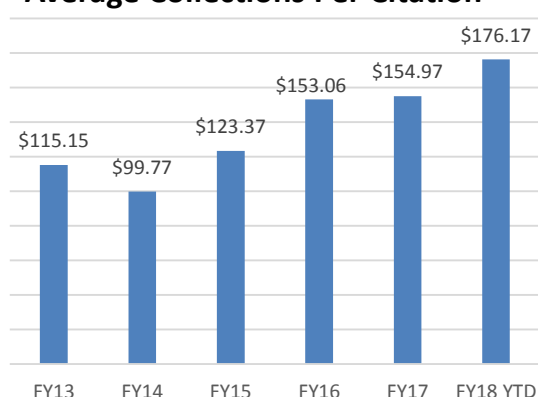
Jo M. (Jody) Puckett, Assistant City Manager (Interim)  
Joey Zapata, Assistant City Manager  
M. Elizabeth Reich, Chief Financial Officer  
Nadia Chandler Hardy, Chief of Community Services  
Raquel Favela, Chief of Economic Development & Neighborhood Services  
Theresa O'Donnell, Chief of Resilience  
Directors and Assistant Directors

# Court & Detention Services Dashboard: Month Ending October 31, 2017

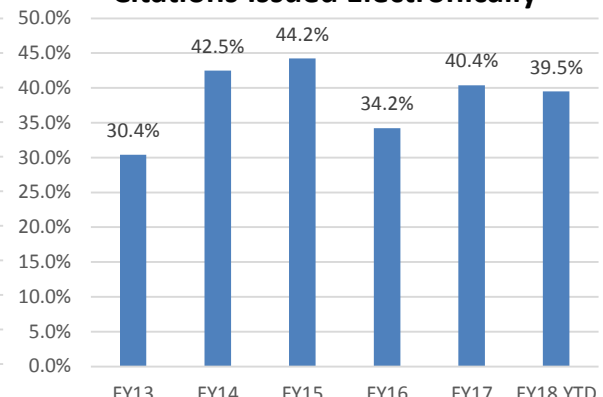
## Citation Count & Final Dispositions



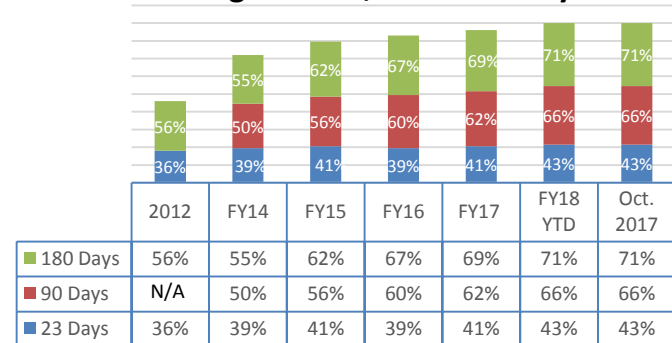
## Average Collections Per Citation



## Citations Issued Electronically



## Defendant's Cumulative Response Rate Looking Back 23, 90 & 180 Days



## Judicial Warrant Pool

### Through October 2017

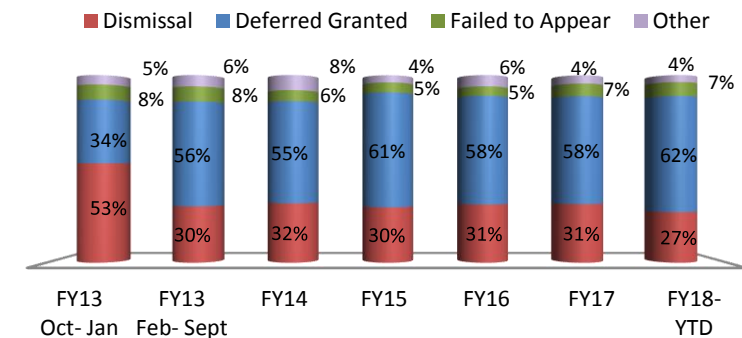
Warrants signed in FY13 (Source: OCA)	97,285
Warrants signed in FY14 (Source: OCA)	64,671
Warrants signed in FY15 (Source: OCA)	223,010
Warrants signed in FY16 (Source: OCA)	179,823
Warrants signed in FY17 (Source: OCA)	173,675
Warrants signed in FY18 YTD (Source: OCA)	5,900
Warrants cleared FY18 YTD (Source: Incode)	11,810
# of active warrants	721,425
Active Warrant Case Value	\$285,528,617

## General Municipal Court Stats

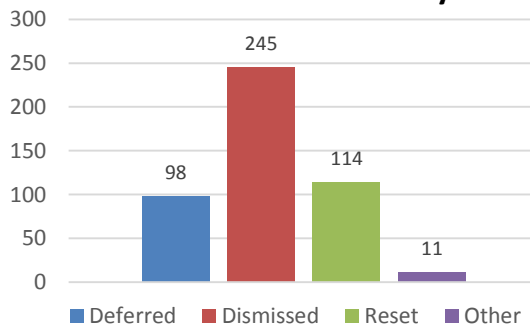
### Through October 2017

Courthouse Exp. - FY18 GF Budget	\$15,364,719
Courthouse Rev. - FY18	\$16,191,471
Active Case Count (includes juv.)	1,942,001
Active Case Value (includes juv.)	\$743,655,262
Cases sent to Collection Agency	5,598
Value of Cases sent to Collection Agency	\$2,614,123
Final Judgments Case Count	280,123
Final Judgments Case Value	\$93,390,494

## Docketed Court Room Activity

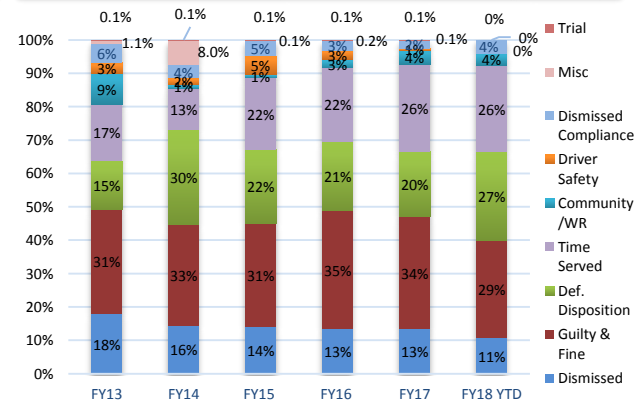


## October Trial Phase Only



\* This data is included in the Docketed Courtroom Activity

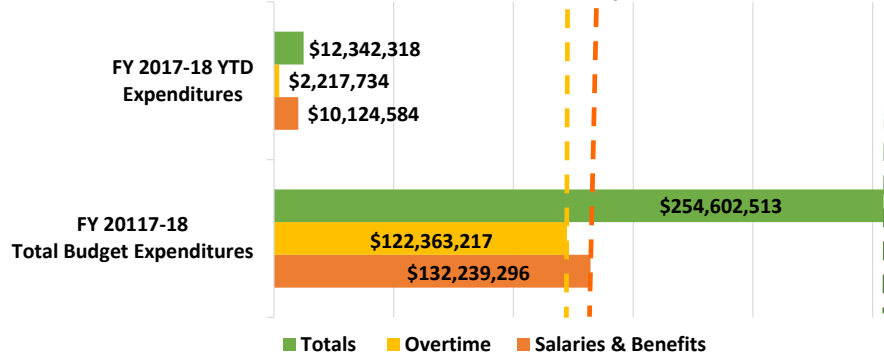
## Courthouse Dispositions



# Dallas Fire-Rescue Department Dashboard: Month Ending November 30, 2017

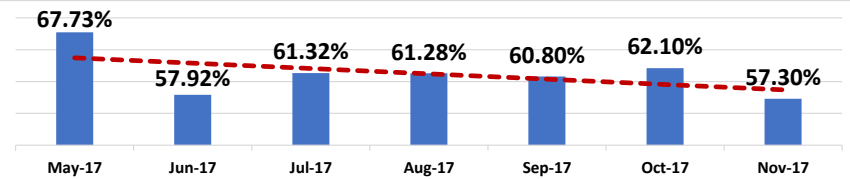
## FY 2017-18 BUDGET \*\*

### Uniform Salaries & Overtime Expenditures



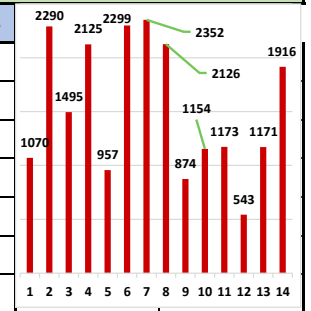
## AMBULANCE UNIT HOUR UTILIZATION (UHU) RATE

Optimal Ambulance UHU Rate is 45% per J.R. Henry Consulting, Inc.



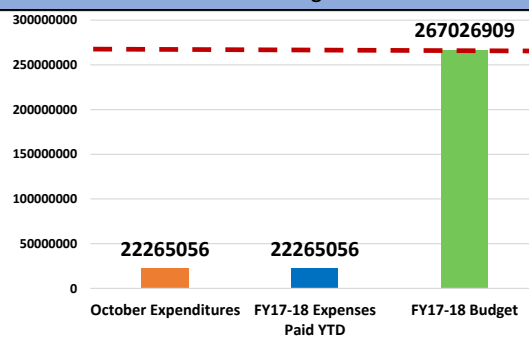
## INCIDENT RESPONSE DATA - PER COUNCIL DISTRICTS \*

CM Districts	October Incidents	CM Districts	October Incidents
1 (Griggs)	1,070	8 (Atkins)	2,126
2 (Medrano)	2,290	9 (Clayton)	874
3 (Thomas)	1,495	10 (McGough)	1,154
4 (Caraway)	2,115	11 (Kleinman)	1,173
5 (Callahan)	957	12 (Greyson)	543
6 (Navarez)	2,299	13 (Gates)	1,171
7 (Felder)	2,352	14 (Kingston)	1,916

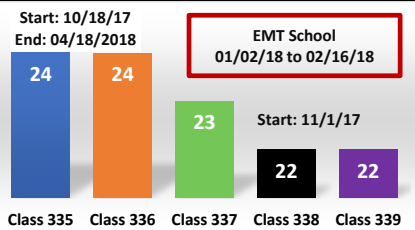


YTD Over / (-Under)		FY17-18 Percentage of Budget Elapsed
Salaries	-\$895,357	16.66%
Overtime	\$1,284,051	

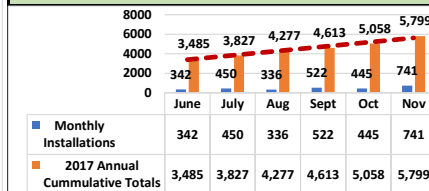
## Total DFR FY17-18 Budget Outlook \*\*



## RECRUITS IN DFR ACADEMY



## SMOKE DETECTOR INSTALLATIONS



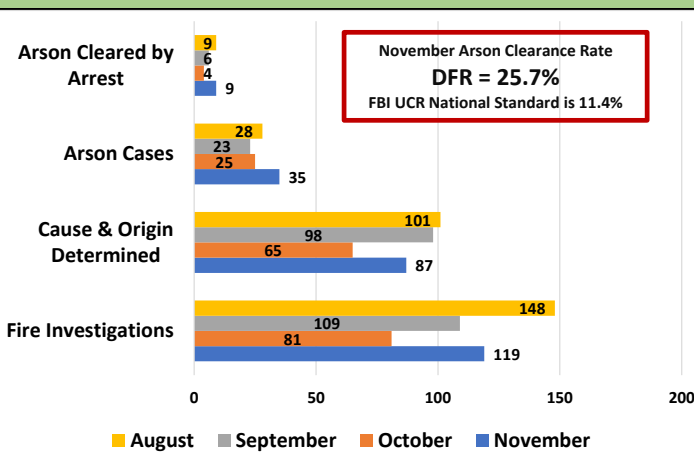
## FIRE COMMUNICATIONS

November Dispatched	November Fire	November EMS
19,942	3,868	16,074
100.00%	19.40%	80.60%

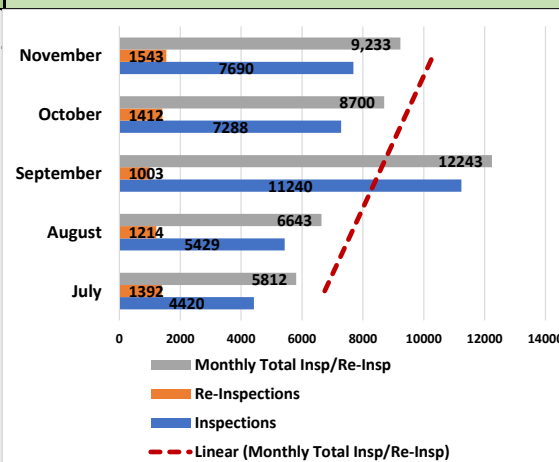
## FIRE FATALITIES - Nat'l Measure is < 13

January thru November, 2017 = Seven (7)

## FIRE INVESTIGATIONS & ARSON CLEARANCE BY ARREST



## FIRE MARSHAL INSPECTIONS & RE-INSPECTIONS



## SWORN UNIFORM STAFFING

Function	September 2017	October 2017	November 2017
EMS & Emergency Response	1521	1570	1554
Dispatch Comms & GIS	56	55	47
Fire Prevention & Inspection	88	103	103
Arson Investigation EOD	17	17	16
Training & Recruitment	85	112	134
Aircraft Rescue Fire Fighting (ARFF)	32	30	37
Texas Task Force 2 Administration	7	7	6
Human Resources & Wellness	4	4	4
<b>Total Uniform</b>	<b>1,810</b>	<b>1,898</b>	<b>1,901</b>

## AVERAGE RESPONSE TIMES (NFPA 1710 Standards)

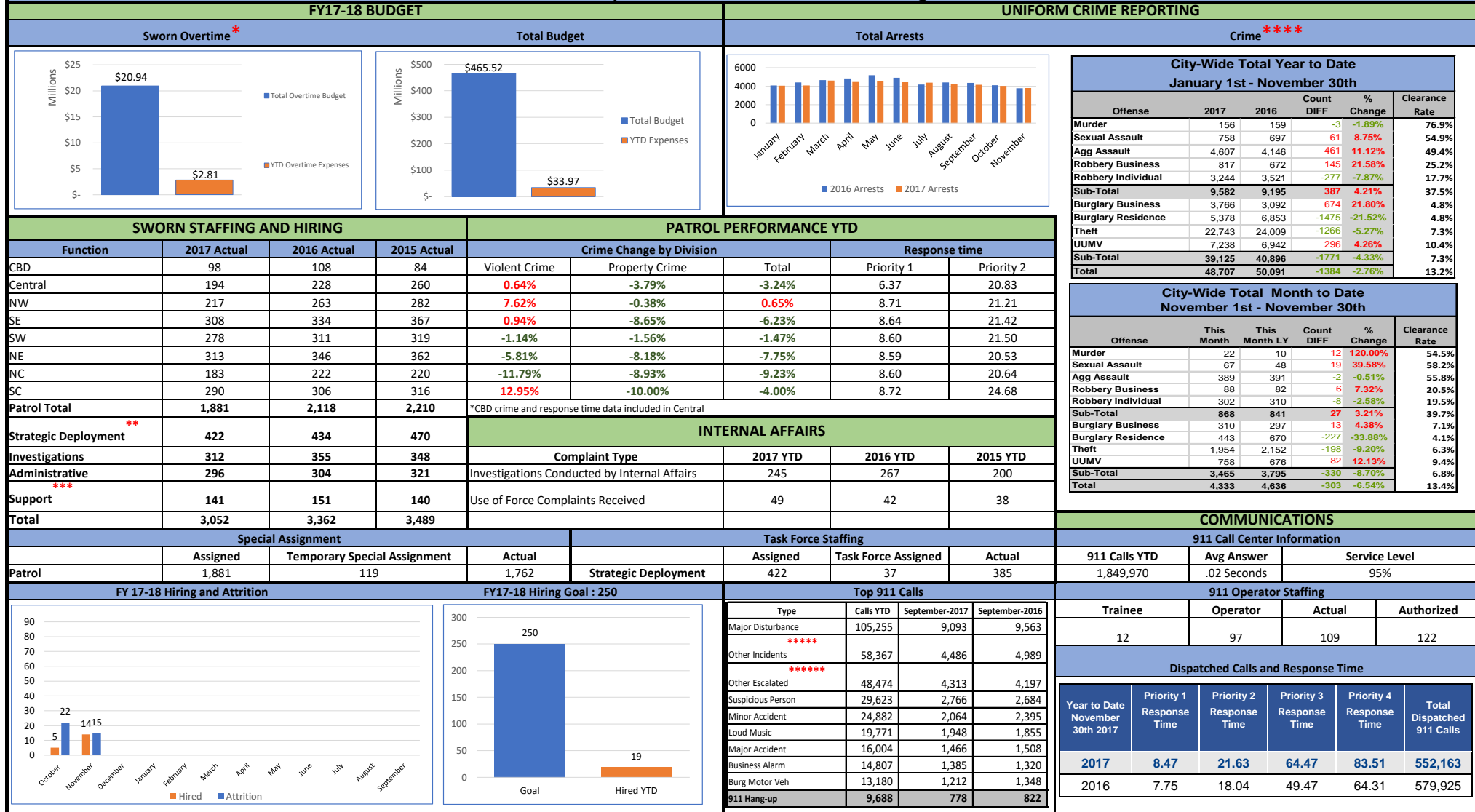
1st Paramedic on Scene under 8:00	5:15 min	1st Heavy Apparatus on Scene within 5:20	79.68%
-----------------------------------	----------	--	--------

### NOTES:

\* October Information Displayed. November Incident Breakdown by Council Districts Not Available Until 12/12/2017

\*\* October Information Displayed - November Budget Information Not Available Until 12/12/17

## Dallas Police Department Dashboard: Month Ending November 30, 2017



### Notes:

\*Sworn overtime attributed to Late Relief, Court Overtime, Love Field Overtime, State/Federal Task Forces, Grants i.e. (STEP for Traffic), Special Task Force OT (Summer Crime Initiative). Savings offset from heightened attrition. **October Information Displayed. November Budget Information Not Available Until 12/12/17**

\*\*Strategic Deployment includes the following units - Narcotics, Vice and Tactical/SWAT

\*\*\*Support includes the following units - Communications, Auto Pound and Property Unit

\*\*\*\*Clearance Rates - When the homicide clearance rate exceeds 100% in any given month, that is because credit for solving a murder is given when the murder is actually solved. So if there is an open investigation for a murder offense that occurred in 2016 and the case is solved in 2017, the credit for the murder is taken in 2017

\*\*\*\*\*Other Incident Calls - used when a call is received but does not fit into any other category of signals. Ex. harassing phone calls, criminal trespass, death notifications

\*\*\*\*\*Other Escalated Calls - used when a call is received but does not fit into any other category of signals and is a priority in nature. Ex. person walking on the shoulder of freeway, suspicious activity that could lead up to an offense