

Memorandum



DATE August 14, 2017

TO Honorable Members of the Human and Social Needs Committee:
Councilmember Casey Thomas, II (Chair), Deputy Mayor Pro Tem Adam Medrano (Vice Chair),
Mayor Pro Tem Dwaine R. Caraway, Councilmember Omar Narvaez,
Councilmember Mark Clayton, Councilmember B. Adam McGough

SUBJECT **Office of Welcoming Communities and Immigrant Affairs Overview**

On Monday, August 21, 2017, you will be briefed on the Office of Welcoming Communities and Immigrant Affairs Overview by Liz. Cedillo-Pereira, Esq., Director. The briefing materials are attached for your review.

Please contact me if you have any questions or need additional information.



Nadia Chandler-Hardy
Chief of Community Services

[Attachment]

cc: Honorable Mayor and Members of the City Council
T C. Broadnax, City Manager
Larry Caslo, City Attorney
Craig D. Kinton, City Auditor
Rosa A. Rios, City Secretary
Daniel F. Solis, Administrative Judge
Kimberly Bizar Tolbert, Chief of Staff to the City Manager
Majed A. Al-Ghafry, Assistant City Manager

Jo M. (Jody) Puckett, Assistant City Manager (Interim)
Joey Zapata, Assistant City Manager
Jon Fortune, Assistant City Manager
M. Elizabeth Reich, Chief Financial Officer
Raquel Favela, Chief of Economic Development & Neighborhood Services
Theresa O'Donnell, Chief of Resilience
Directors and Assistant Directors

Office of Welcoming Communities and Immigrant Affairs Overview

Human & Social Needs
Committee

August 21, 2017

Liz Cedillo-Pereira, Esq.
Director
Office of Welcoming
Communities & Immigrant
Affairs (WCIA)



City of Dallas

Overview

- Immigration Trends and Demographics
- WCIA Background & Purpose
- Preliminary WCIA Survey Results
- Key Focus Areas
- Next Steps

Where Immigrants live in Texas

Texas Cities	Percentage
Houston	32.5
Dallas	19.6
Fort Worth//Arlington	7.4
Austin/Round Rock	6.3
San Antonio	6.2
McAllen /Edinburg/Mission	5.4
El Paso	5.0
Other	17.4



(Metro Areas) U.S. Census Bureau,
2010-2014 American Community Survey
5-Year Estimates, Table S0501.

Dallas' Changing Demographics

- Dallas is the 9th largest city in the U.S. where 1 in 4 residents was born in the another country.
- 42% of Dallas households speak a language other than English.
- Immigrants make up 25.2 percent of the labor force in the Dallas metro area.



4

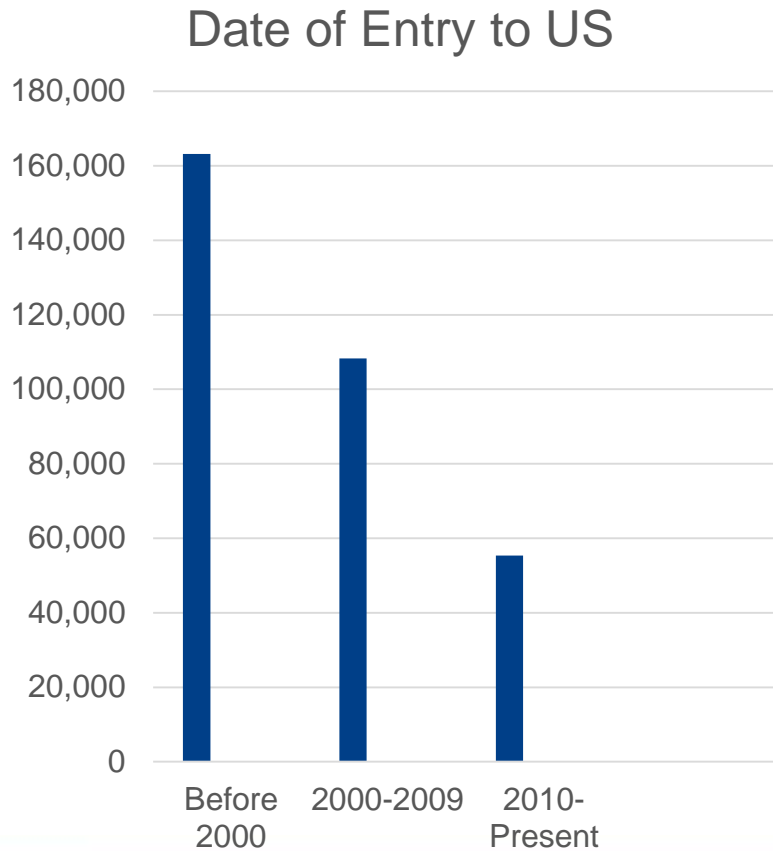
Dallas' Immigrant Population

Region of Origin	#	%
Latin America	260,588	80%
Mexico	218,698	67%
Central America	31,924	10%
South America	6,022	2%
Caribbean	3,944	1%
Asia	34,383	11%
Africa	20,907	6%
Europe	8,726	3%
Canada	1,724	1%
Oceania	497	<1%
Total Dallas Foreign Born	326,825	100%

- Greatest number of Immigrants to Dallas come from Latin America
- 67% or 218,698 from Mexico
- Total Dallas foreign born population = 326,825
- Total Dallas population = 1.3 million

U.S. Census Bureau, 2015 American Community Survey 1-Year Estimates, Table S05006 5

Average Length of Residency in Dallas



6

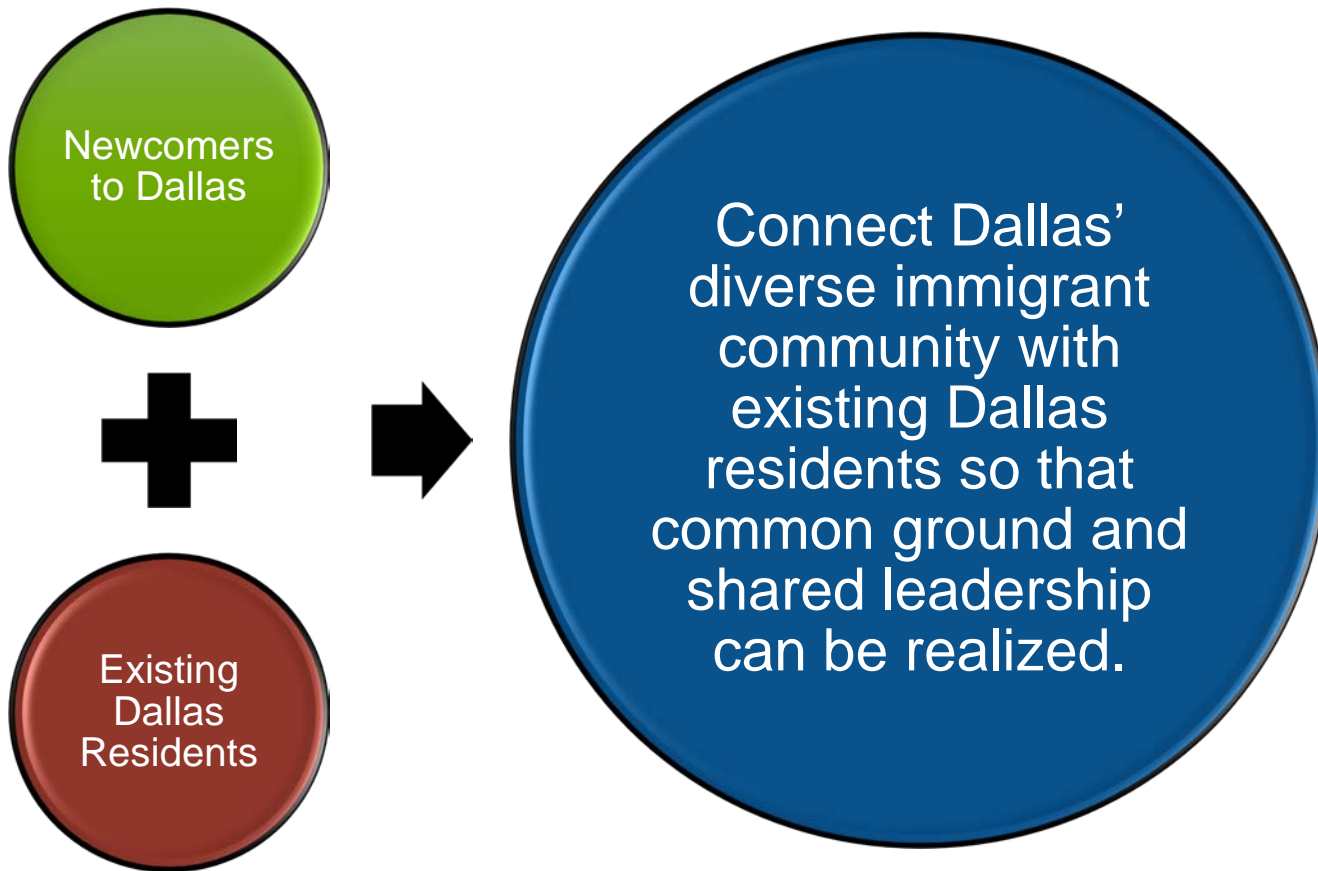
U.S. Census Bureau, 2011-2015 American Community Survey 5-Year Estimates, Table S0502

WCIA Background & Purpose

- Established in March 2017
- To serve as a convener to promote & advance the economic, civic and social engagement of immigrants and refugees residing in Dallas.



Primary Goal of WCIA

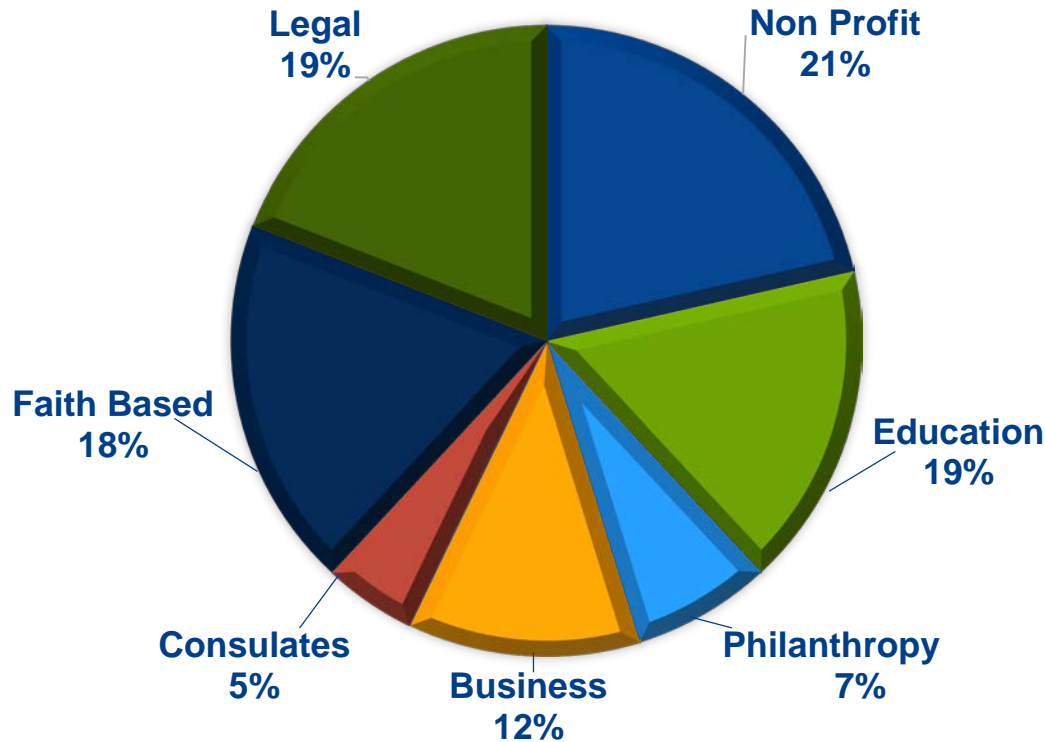


Dallas WCIA Plan

The Office of Welcoming Communities & Immigrant Affairs will carry out a multi-faceted program, Welcoming Plan, to promote the successful inclusion of immigrants into the social and economic fabric of the Dallas community.



WCIA Stakeholder Survey Respondents



- 113 Surveys sent as of 5/9/17
- 42 responses (32% response rate)

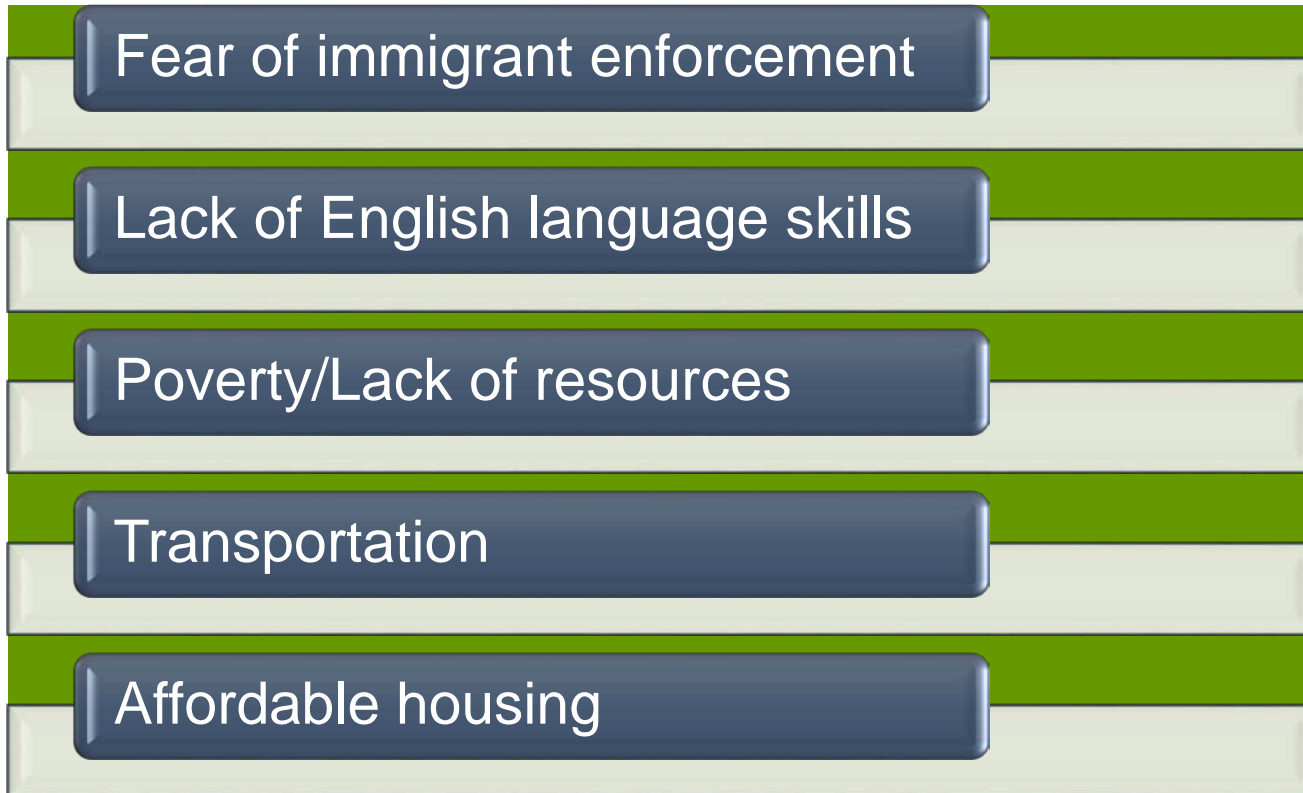
Preliminary Survey Results

Top 5 Greatest Needs:

- 1 Knowledge of rights and preparedness information
- 2 Access to civil immigration legal services
- 3 Access to and utilization of available services & benefits
- 4 ESL, Literacy and Citizenship instruction
- 5 Promotion of US Citizenship

Preliminary Survey Results

Biggest Barriers Facing Immigrants:



What can Dallas do?



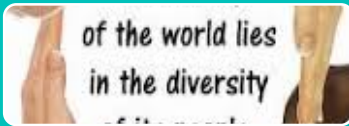
Community outreach between law enforcement & government leaders



Celebrate contributions of immigrants & refugees



Promote & provide ESL & U.S. Citizenship instruction



Support diversity initiatives & include immigrants



Break down social & economic barriers

Welcoming Plan: 5 Key Focus Areas



Leadership and Communications



Equitable Access



Economic Opportunity and Education



Civic Engagement



Safe and Connected Communities

Building on a National Model

- Joining Other U.S. Cities
- Welcoming America
- New American Economy
- Gateways for Growth
- Cities4Citizenship



15

Next Steps - Path Forward

- Utilize survey results to identify areas of opportunities
- Convene Welcoming Committee
- Implement Welcoming Plan
- Seek Welcoming Certification Status



16

Thank You! We Welcome Your Ideas.



[http://dallascityhall.com/departments/welcoming
communitiesimmigrantaffairs/](http://dallascityhall.com/departments/welcoming_communitiesimmigrantaffairs/)

17

Office of Welcoming Communities and Immigrant Affairs Overview

Human & Social Needs
Committee

August 21, 2017

Liz Cedillo-Pereira, Esq.
Director
Office of Welcoming
Communities & Immigrant
Affairs (WCIA)



City of Dallas