

Memorandum



CITY OF DALLAS

DATE February 1, 2019

Honorable Mayor and Members of the City Council:

TO Mayor Pro Tem Casey Thomas, II (Chair), Deputy Mayor Pro Tem Adam Medrano (Vice Chair), Councilmember Omar Narvaez, Councilmember Mark Clayton, Councilmember B. Adam McGough, Councilmember Carolyn King Arnold

SUBJECT **Charter Schools Update**

Summary

On February 4, 2019, at the request of Mayor Pro Tem Casey Thomas, II, DISD Board Member, Trustee Joyce Foreman (District 6), will brief the Human and Social Needs Committee on an update on Charter Schools.

Background

On June 18, 2018 the Human and Social Needs Committee was briefed on a list of Dallas area charter schools within or intersecting the DISD boundary, the impact charter schools have on public schools and surrounding neighborhoods, and ways the City and DISD can partner on legislative items.

Purpose of the Briefing

The purpose of this briefing is to provide an update on the demographics of the DISD students enrolled for the 2018-19 school year, acknowledge the average state funding per student in charter schools versus Dallas ISD and reiterate the impact charter schools have on the school district.

Please contact me if you have any questions or require any additional information.

A handwritten signature in blue ink, appearing to read 'Nadia'.

Nadia Chandler-Hardy

Assistant City Manager and Chief Resilience Officer

c: T.C. Broadnax, City Manager
Chris Caso, City Attorney (Interim)
Carol A. Smith, City Auditor (Interim)
Biliera Johnson, City Secretary
Preston Robinson, Administrative Judge
Kimberly Bizzor Tolbert, Chief of Staff to the City Manager

Majed A. Al-Ghafry, Assistant City Manager
Jon Fortune, Assistant City Manager
Joey Zapata, Assistant City Manager
M. Elizabeth Reich, Chief Financial Officer
Laila Alequresh, Chief Innovation Officer
Directors and Assistant Directors



Charter Schools Update

Dallas ISD Trustee Joyce Foreman to City of Dallas Human and Social Needs Committee

Dallas ISD Commitment

Dallas ISD schools will be the primary choice for families in the district.



Quick Look at Dallas ISD

Demographics	2014-15	2015-16	2016-17	2017-18	2018-19
Total Students	160,148	158,495	157,787	155,760	154,683
African American	23%	23%	23%	22%	22%
Hispanic	70%	70%	70%	70%	70%
White	5%	5%	5%	5%	5%
Economically Disadvantaged	86%	88%	88%	86%	85%
English Learners	42%	43%	44%	44%	45%

Quick Look at Dallas ISD

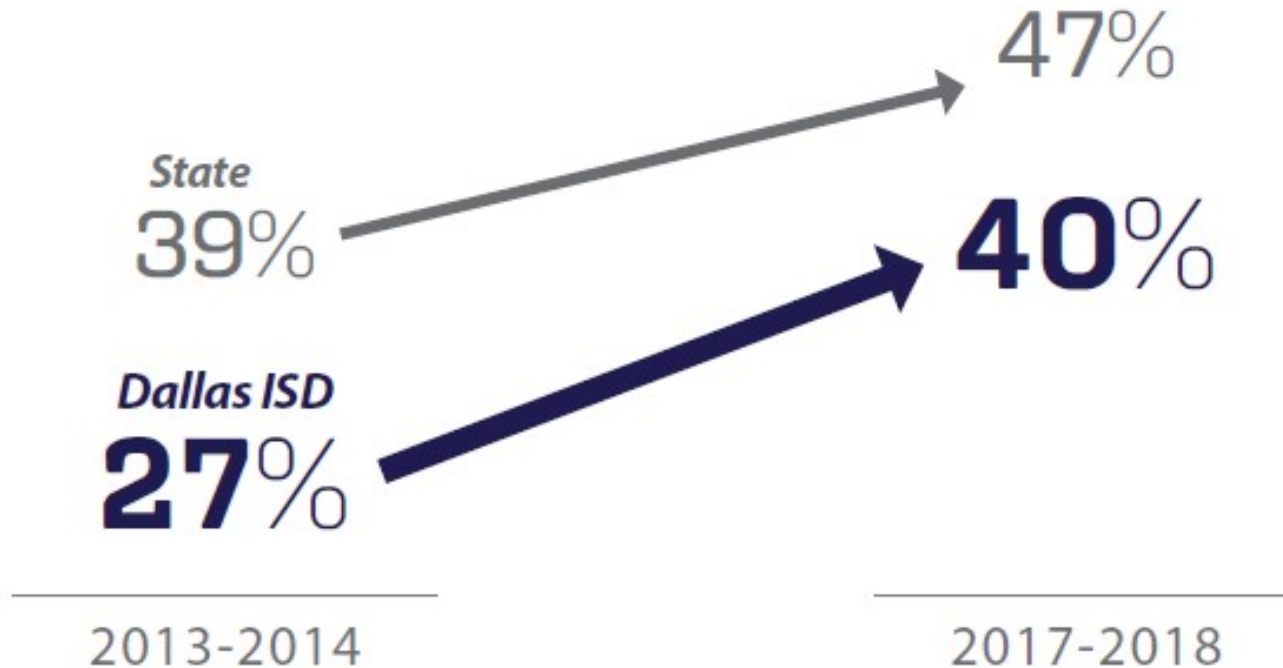
RISING ACADEMIC ACHIEVEMENT



*Dallas ISD achieved a **steep decline** in the number of Improvement Required Campuses.*



Quick Look at Dallas ISD



*More Dallas ISD students are meeting state standard on the STAAR exam, **narrowing the gap** between the district and the state.*

District Strategic Initiatives

- **Early Learning**
 - *Expanded opportunities include tuition-based pre-K(3) and pre-K(4) offerings*
- **Collegiate Academies**
 - *Twenty-three (23) collegiate academies at comprehensive high schools are partnered with community college and industry partners. **Four new collegiate academies will open in August 2019.***
- **Public School Choice**
 - *From magnets, Montessori and STEAM/STEM to single-gender and dual language programs, Dallas ISD offers numerous school choice options to families. FYI: Dallas ISD boasts the largest dual language program in the U.S. with nearly 72,000 students at 58 campuses.*
- **Strategic Compensation**



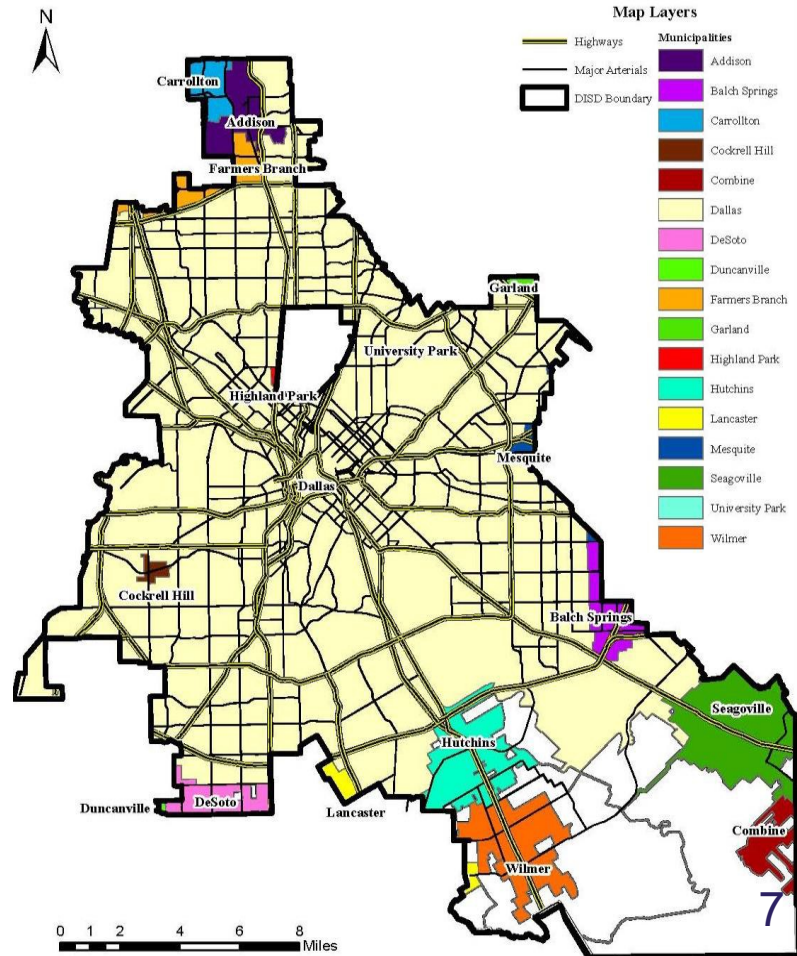
Dallas ISD Coverage Area

- Approximately 384 square miles
- 17 cities within or intersecting Dallas

ISD boundary:

- | | |
|------------------|-------------------|
| • Dallas | • Garland |
| • Addison | • Highland Park |
| • Balch Springs | • Hutchins |
| • Carrollton | • Lancaster |
| • Cockrell Hill | • Mesquite |
| • Combine | • Seagoville |
| • Duncanville | • University Park |
| • Desoto | • Wilmer |
| • Farmers Branch | |

- Current school-aged (3-17) population is estimated at 231,704



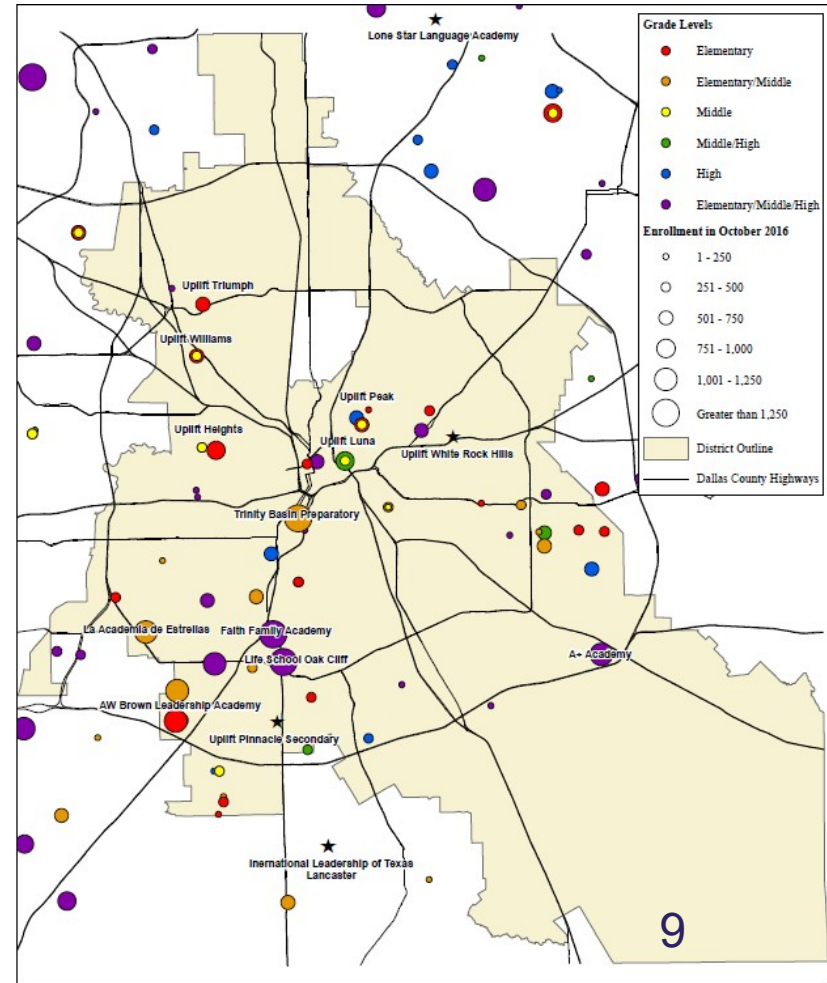
Dallas ISD Area Market Share - 2018

Dallas ISD Market Share	2015-16		2016-17		2017-18	
	Enrollment 2015-16	% of Resident Population	Enrollment 2016-17	% of Resident Population	Enrollment 2017-18	% of Resident Population
Public Schools - EE-12th Residents of Dallas ISD						
Attending Dallas ISD ^{1,2,3}	158,018	66.13%	156,569	67.00%	155,279	67.02%
Attending Charter Schools ³	30,912	12.94%	33,338	14.27%	34,623	14.94%
Attending Other ISDs ³	1,041	0.44%	1,374	0.59%	1,503	0.65%
Private Schools						
Aged 3-17 Residents of Dallas ISD Attending Private Schools, 2017 ⁴	18,297	7.66%	19,447	8.32%	17,410	7.51%
Not Enrolled in School/Home-Schooled						
Aged 3-4 Residents of Dallas ISD Not Enrolled in School, 2017 ⁴	23,876	9.99%	18,682	7.99%	16,959	7.32%
Aged 5-17 Residents of Dallas ISD Not Enrolled in School, 2017 ⁴	6,804	2.85%	4,277	1.83%	5,930	2.56%
Total EE-12th (3-17 yr. olds) Children Residing in Dallas ISD	238,948		233,687		231,704	

Charters within Dallas ISD

Charter enrollment within Dallas ISD:
33,206 as of October 2017

	2012	2013	2014	2015	2016	2017
Charter Enrollment within Dallas ISD	22,548	25,630	28,199	31,535	33,413	34,206
Dallas ISD Transfers to Charters	26,973	29,292	27,803	30,912	33,338	34,623



Dallas Area Charter Schools

A+ Academy

Academy of Dallas

Advantage Academy

A. W. Brown Leadership Academy

Alpha Charter School

Clay Classical Academy

Coppell Classical

Dallas Can Academies

East Grand Preparatory

Evolution Academy

Faith Family Academy Oak Cliff

Faith Family Academy Waxahachie

Founders Classical Mesquite

Gateway Charter Academy

Golden Rule Charter Schools

Great Hearts Irving

Harmony Science Academy – Dallas

Harmony Science Academy – Grand Prairie

Harmony Science School of Business

Harmony School of Nature and Athletics

Harmony School of Innovation – Garland

Harmony School of Innovation - Carrollton

I-School High School

Inspired Vision Academy

International Leadership of Texas Lancaster

International Leadership of Texas Garland

International Leadership of Texas Lancaster-Desoto High

International Leadership of Texas Grand Prairie

Jean Massieu Academy

KIPP Truth Elementary

KIPP Truth Academy

KIPP Destiny Elementary

KIPP Destiny Middle

KIPP Pleasant Grove Primary

KIPP Pleasant Grove Middle

KIPP Oak Cliff Academy High School

La Academia de Estrellas

Legacy Preparatory

Life School Oak Cliff

Life School Mountain Creek

Life School Red Oak

Life School Cedar Hill

Life School Lancaster

Life School Waxahachie

Lumin Lindsley Park Community

Manara Academy

Newman International Academy

Nova Academy

Pegasus Charter

Pioneer Technology and Arts Academy

Premier High School

Quest – Coppell

Quest - Lewisville

Responsive Education Virtual Learning

Richardson Classical Academy

St. Anthony Academy

Texas Virtual Academy

Treetops School International

Trinity Basin Preparatory 10th Street

Trinity Basin Preparatory Ewing

Trinity Basin Preparatory Jefferson

Trinity Basin Preparatory Ledbetter

Trinity Environmental

UME Preparatory Academy

Universal Academy

Uplift Gradus

Uplift Grand

Uplift Hampton Preparatory

Uplift Heights

Uplift Infinity

Uplift Luna Preparatory

Uplift North Hills

Uplift Peak

Uplift Pinnacle

Uplift White Rock Hills

Uplift Wisdom

Uplift Summit

Uplift Williams

Village Tech

VISTA Academy

Winfree Academy – Dallas

John H. Wood Jr. Public Charter

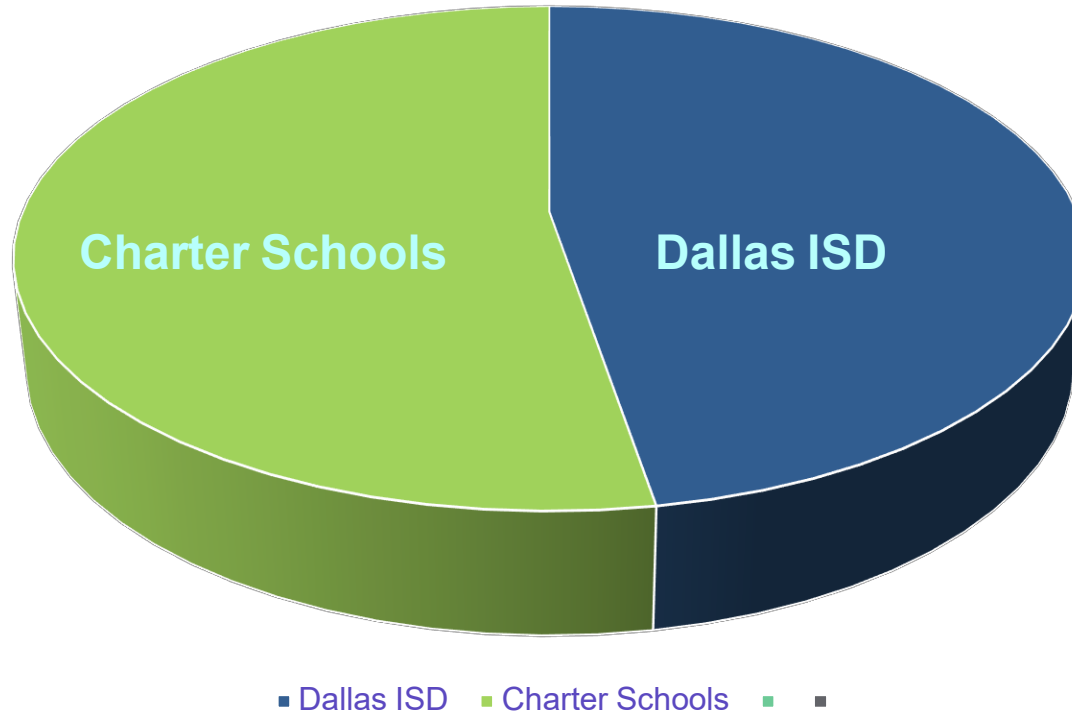
schools shown in Red are located in or near Dallas ISD Districts 5 and District 6

New Charter School Applications

- DELL Academy Incorporated Charter School
Dallas County (physical address not shown on application)
- New Horizon International Leadership Academy
Fort Worth (physical address not shown on application)
- Leaders of Excellence and Achievement Preparatory Science Technology Engineering Arts and Technology (LEAP STEAM) Academy
7440 S. Westmoreland Rd. Dallas, TX 75237
- Heritage Preparatory Academy
H.E.B. Area, SE Tarrant County, Southwest Dallas County

Charters vs Dallas ISD

Average State Funding per Student



The State's complex funding formulas treat charters like small school districts, so they receive what amounts to a subsidy that leads to greater funding for each charter student compared to a student enrolled in Dallas ISD.

Source: Texas Education Agency

Charters vs Dallas ISD

Impact of Charters on Dallas ISD:

- Dallas ISD students outperform charter students on the STAAR test. When students return to Dallas ISD from charters, our schools must provide additional support to bring students up to grade level, which costs resources.
- Charter schools are allowed to operate free of many of the rules governing independent school districts, such as class size caps and TEKS-aligned curriculum.
- When students move from neighborhood schools to charters, Dallas ISD loses funding, creating budget shortfalls which can result in layoffs and cuts in teaching staff.



Charters vs Dallas ISD

Impact of Charters on Dallas ISD:

- Charters do not have a minimum salary scale and may only require teachers to have a high school diploma rather than a degree and state certification.
- Most charter operators do not provide the same level of costly special education services for students with disabilities.
- Many do not accept students with juvenile criminal records and can deny enrollment and more easily expel students for behavior considered disruptive.





Thank you!