

Memorandum



CITY OF DALLAS

DATE August 3, 2017

Honorable Members of Human & Social Needs Committee:

TO (Chair) Casey Thomas, II (Vice Chair), Adam Medrano, Dwaine R. Caraway,
Mark Clayton, Omar Naravez, B. Adam McGough

SUBJECT **Mayor's Task Force on Poverty Update**

On Monday, August 7, 2017, you will be briefed on the Mayor's Task Force on Poverty Update outlining the Drivers of Poverty in Dallas. The briefing materials are attached for your review.

Please feel free to contact me if you have any questions or need additional information. Thank you.



Nadia Chandler Hardy,
Chief of Community Services

c: Honorable Mayor and Members of the City Council
T.C. Broadnax, City Manager
Larry Casto, City Attorney
Craig D. Kinton, City Auditor
Rosa A. Rios, City Secretary
Daniel F. Solis, Administrative Judge
Kimberly Bizer Tolbert, Chief of Staff to the City Manager
Majed A. Al-Ghafry, Assistant City Manager
Raquel Favela, Chief of Economic Development & Neighborhood Services

Jo M. (Jody) Puckett, P.E., Assistant City Manager (Interim)
Jon Fortune, Assistant City Manager
Joey Zapata, Assistant City Manager
M. Elizabeth Reich, Chief Financial Officer
Theresa O'Donnell, Chief of Resilience
Directors and Assistant Directors

Mayor's Task Force on Poverty Update: Drivers of Poverty in Dallas

Human and Social Needs Committee
August 7, 2017

Regina Montoya, Chair
Mayor's Task Force on Poverty

Mark Clayton
City Councilmember, District 9
Chair and City Council Liaison,
Mayor's Task Force on Poverty



Presentation Overview

- Purpose of Presentation
- Dallas Poverty Statistics
- Drivers of Poverty in Dallas
- Short Term Successes
- Actions In Progress



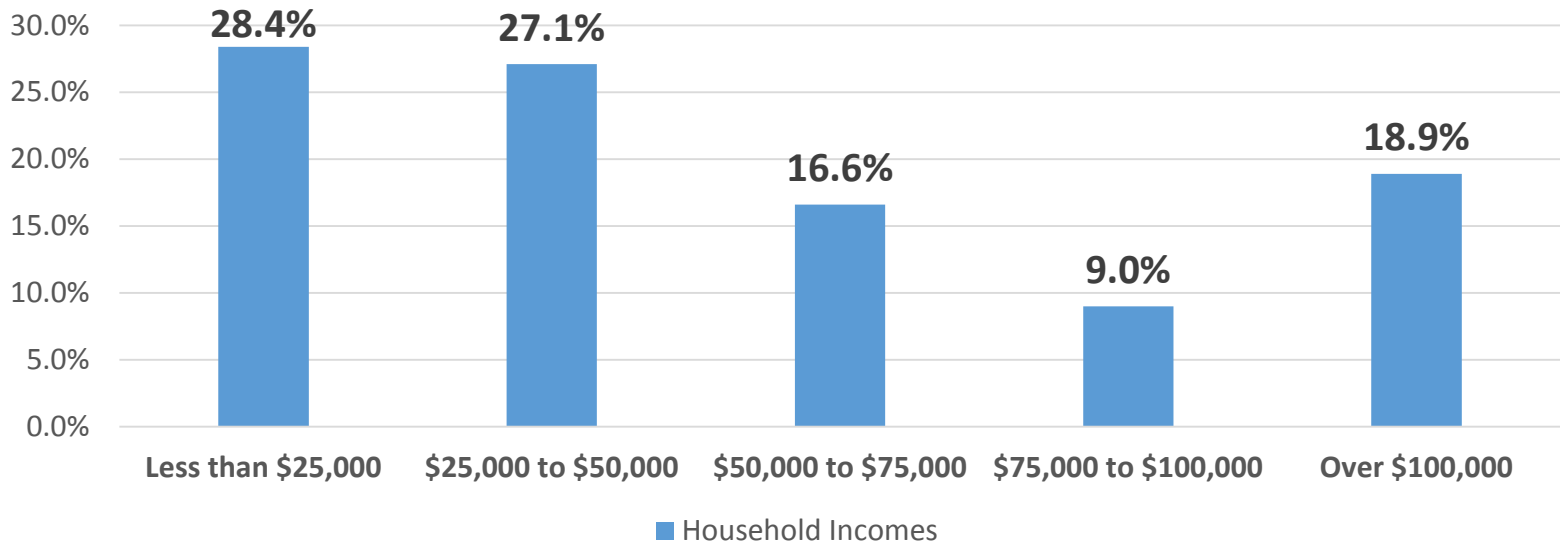
Purpose

- Provide an update to the Human and Social Needs Committee
- Present Poverty Statistics for Dallas
- Explain Drivers of Poverty in Dallas
- Share the Task Force's Short Term Successes
- Outline Actions In Progress



Dallas Household Incomes

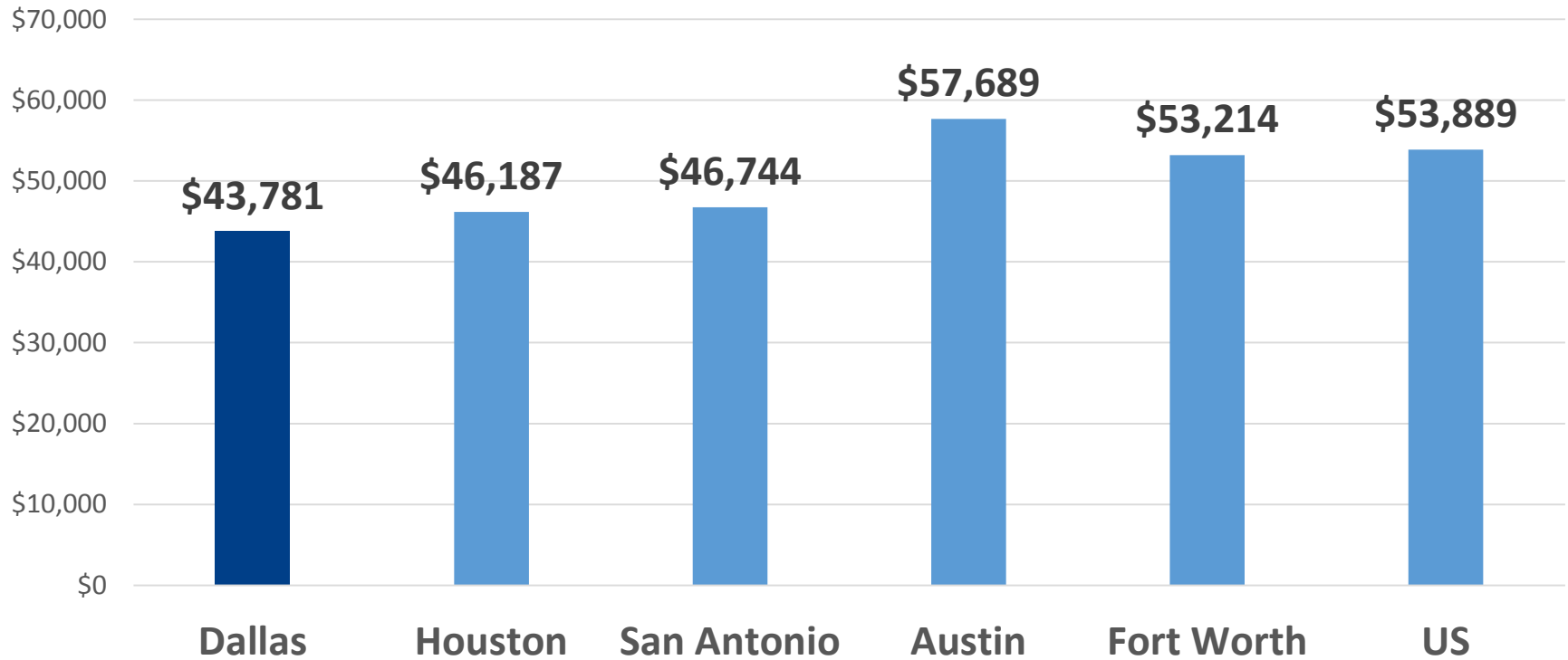
Total Households	Less Than \$25,000	\$25,000 to \$50,000	\$50,000 to \$75,000	\$75,000 to \$100,000	Over \$100,000
477,249	135,539	129,334	79,223	42,295	90,200



Over half of Dallas households make less than \$50,000 per year⁴

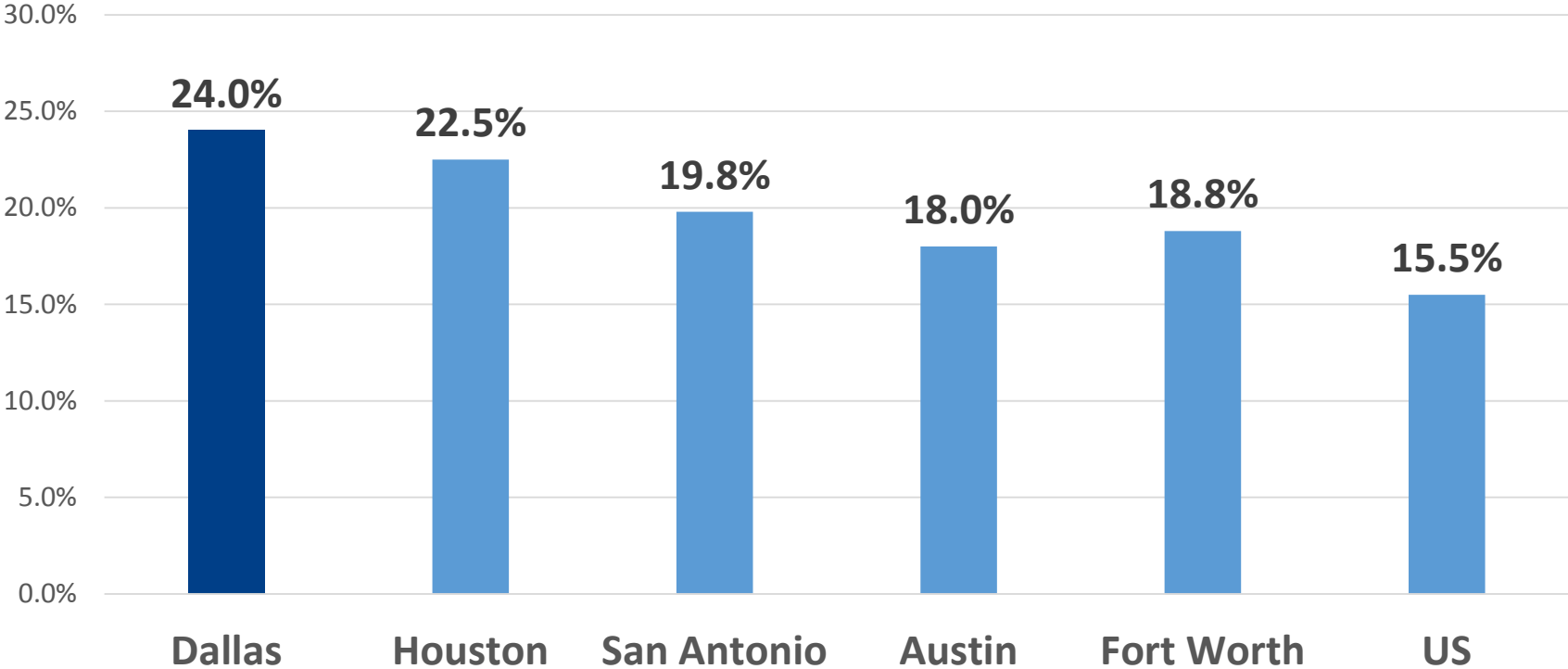
Average Median Income

Median Income in 2015 Dollars

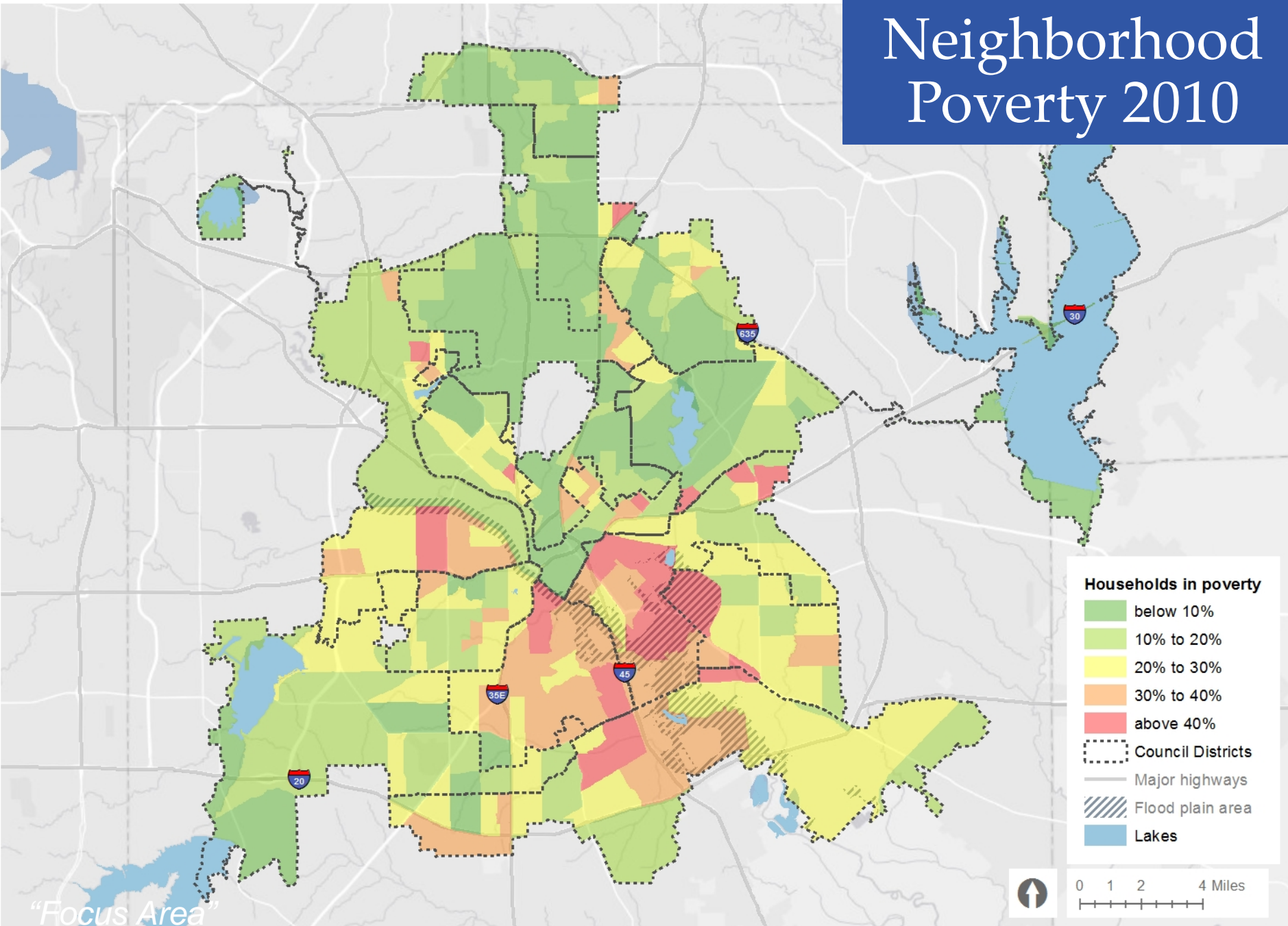


Percent of Population in Poverty

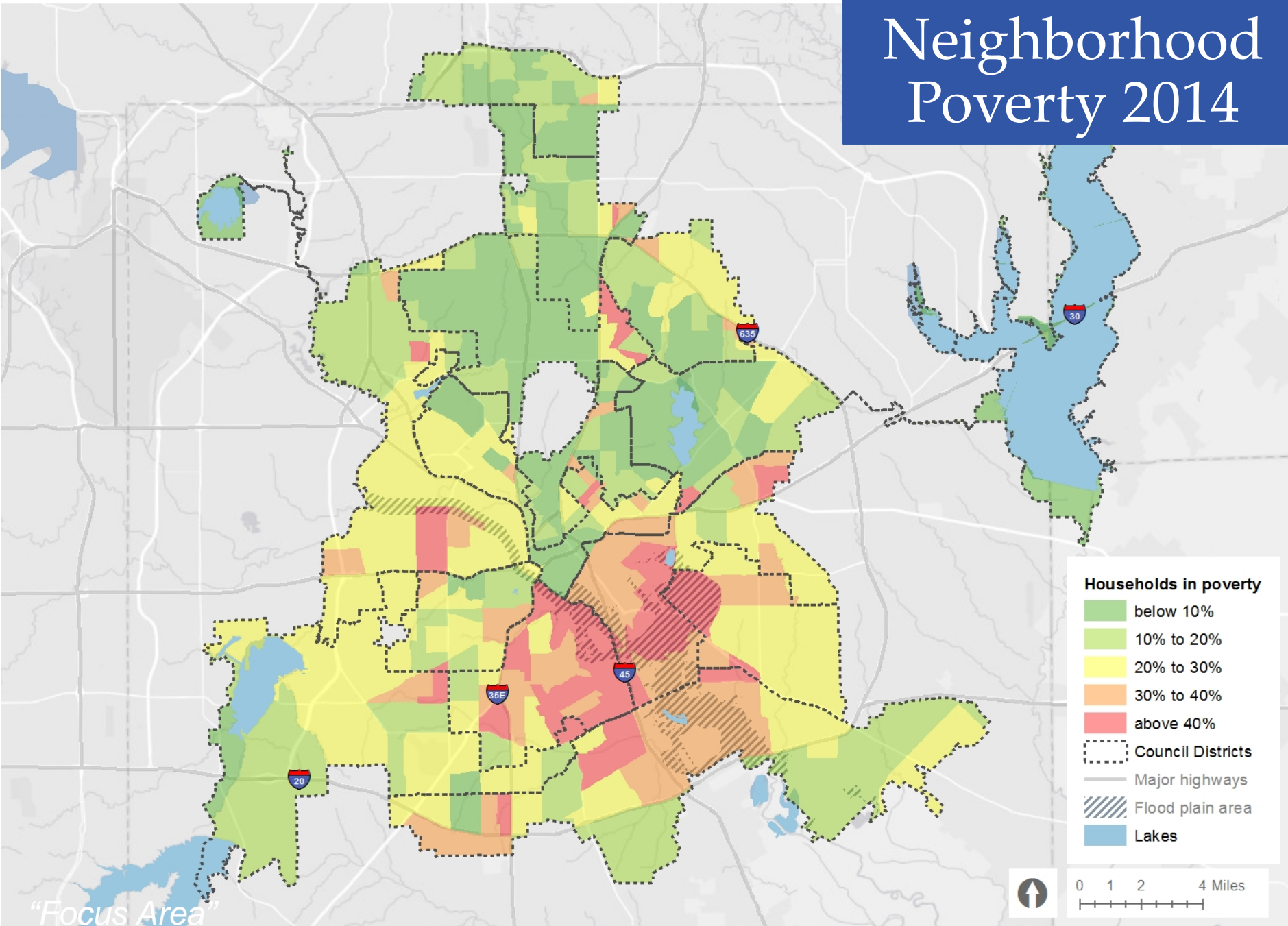
2015 Poverty Percentages



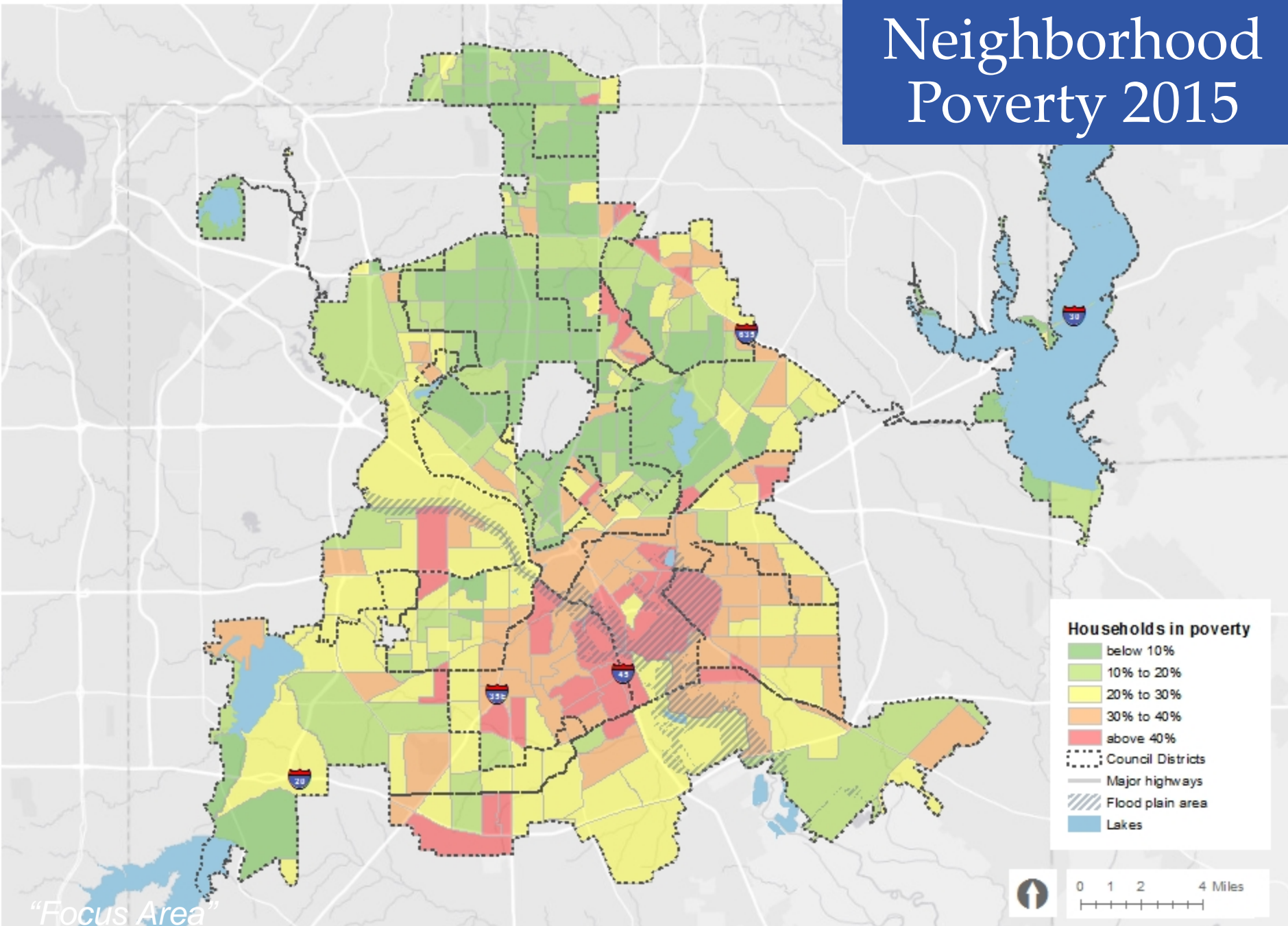
Neighborhood Poverty 2010



Neighborhood Poverty 2014

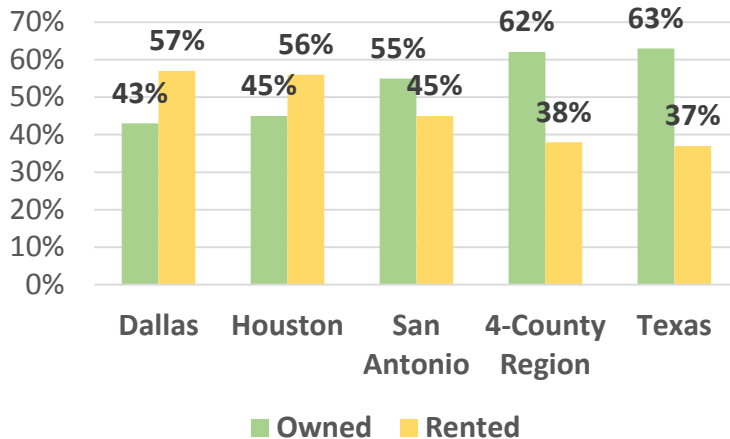


Neighborhood Poverty 2015

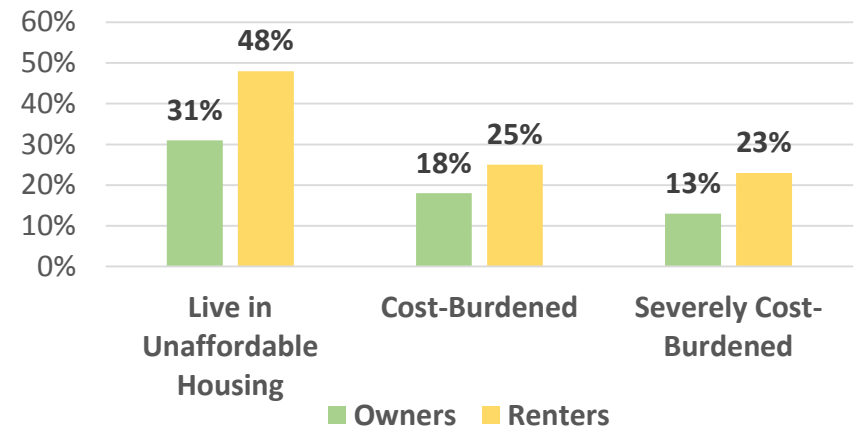


Homeownership Rates in Dallas

Housing Stock



Housing Affordability



- 20% of single-family homes in Dallas are rentals
- 47% of Dallas' housing stock is multifamily
- 12.3% of total housing units in Dallas are vacant

- Cost-Burdened is defined as paying more than 30% of income on housing
- Severely Cost-Burdened is defined as paying more than 50% of income on housing

Unaffordable Properties

Fifteen Metropolitan Areas with *Highest* Number of *Unaffordable Properties* in Terms of Transportation Costs

MSA name	Number of affordable properties	Total number of properties	% of properties affordable
Columbus, OH	82	217	37.79
Cincinnati-Middletown, OH-KY-IN	90	260	34.62
Cleveland-Elyria-Mentor, OH	75	262	28.63
Dallas-Plano-Irving, TX	60	212	28.3
Atlanta-Sandy Springs-Marietta, GA	63	246	25.61
Detroit-Livonia-Dearborn, MI	48	208	23.08
Indianapolis-Carmel, IN	43	195	22.05
Houston-Sugar Land-Baytown, TX	46	240	19.17
Pittsburgh, PA	57	321	17.76
Buffalo-Niagara Falls, NY	24	145	16.55
San Antonio-New Braunfels, TX	18	133	13.53
Riverside-San Bernardino-Ontario, CA	11	129	8.53
Tampa-St. Petersburg-Clearwater, FL	5	182	2.75
Phoenix-Mesa-Glendale, AZ	5	191	2.62
Warren-Troy-Farmington Hills, MI	1	147	0.68











Drivers of Poverty in Dallas

- Sharp decline in median income and the declining share of middle income households/Increasing Numbers of “Have” and “Have-Nots” Neighborhoods
- Lack of Affordable Transportation
- Lack of Home Ownership/High Rental Percentage/Single Family Rentals
- Neighborhoods of Concentrated Poverty, which are increasing



Drivers of Poverty in Dallas

- High Number of Households with Children Living in Poverty
- Lack of educational attainment
- High percentage of limited English-proficiency residents
- High teen birth rates
- High Poverty Rates for Single Women Heads of Households with Children



Short Term Successes

- Defining the scope of the problem, including refining the drivers of poverty
- Compiling poverty indicators through data and maps
- Chapter 27 Minimum Housing Standards passed
- Shifting focus of poverty to issues affecting the working poor (including homeless families) and dispelling myths surrounding poverty
- Implementation of MTFP Recommendation – Office of Welcoming Communities and Immigrant Affairs



Short Term Successes

- Additional focus of the CDBG program to include an emphasis on alleviating poverty
- Coordination/Briefing with City staff regarding poverty drivers – e.g. lack of affordable housing
- Designing a public/private partnership prototype to tackle drivers of poverty – e.g. English Language acquisition and literacy
- Collaborating and supporting Office of Resiliency's efforts to create a more equitable Dallas



Short Term Successes

- Focus on DART and its impact on the working poor through the appointment of new DART Board members
- Budget expenditure of \$3M targeting food deserts
- Grant of \$100,000 to Bonton Farms
- Establishment of workforce training partnership in West Dallas to increase workforce readiness (from Trinity Groves TIF)



Short Term Successes

- Focus on DART and its impact on the working poor through the appointment of new DART Board members
- Budget expenditure of \$3M targeting food deserts
- Grant of \$100,000 to Bonton Farms
- Establishment of workforce training partnership in West Dallas to increase workforce readiness (from Trinity Groves TIF)



Short Term Successes

- Dallas Morning News Editorial on Dallas' Working Poor
- Collaboration with the Office of Resilience to highlight equity in the Resilient Dallas strategy process

EDITORIAL: PART 1 OF 3-PART SERIES

DALLAS' WORKING POOR

AMERICAN DREAM DENIED

For thousands in Dallas, hard work isn't enough to escape poverty

EDITORIAL: PART 2 OF 3-PART SERIES ON DALLAS' WORKING POOR

TRANSPORTATION

A TRANSIT PROBLEM

DART's focus on rail hurts those who need transit most

EDITORIAL: PART 3 OF 3-PART SERIES ON DALLAS' WORKING POOR

SOLUTIONS

PATH TO THE MIDDLE CLASS

Dallas is good at discussing problems, but now it's time to act

In Progress

- Collaborating with the Office of Economic Development and Neighborhood Services regarding the following:
 - City/Corporate partnerships regarding improving literacy rates and English-language proficiency
 - Initiative to reducing food deserts
- Increasing home ownership opportunities through a variety of initiatives including analysis of the following:
 - Development of zoning incentives that encourage affordable housing
 - Coordination of various City offices and departments, including Economic Development (TIFs, public/private Chapter 380 grants, bonds); Housing (CDBG, HOME, bonds) and Code through unified plan
 - Homestead preservation districts
 - Coordinated land assembly policies and redesign of Land Bank



In Progress

- Collaborating with the Office of Economic Development and Neighborhood Services and its Chief, Raquel Favela, to create a “hands-on”, neighborhood approach that focuses on market analysis and data-driven decision-making
- Collaborating with City staff to prioritize and score budget expenditures with a focus on alleviating poverty
- Designing public/private partnership/campaign with private sector employers to offer ESL classes/programs on-site and to collaborate with DISD regarding potential use of its facilities to deliver services to residents
- Analyzing best practices to design one-stop, wrap-around support services by leveraging existing facilities such as community centers, libraries, schools

25



In Progress

- Supporting intergovernmental programs regarding educational attainment (including GED); teen pregnancy; and financial literacy
- Designing initiatives which promote access to safe, decent, and affordable housing:
 - Focus on housing programs that impact children living in poverty
 - Revise home repair program
 - Analyze impact of Chapter 27 implementation and development of initiatives that focus on displaced households.



In Progress

- Collaborating with DART to complete the following:
 - Analysis of impact of DART fare increases on low-income residents of Dallas and development of strategies to address it
 - Analysis of DART's role in reducing "Last Mile" solutions to employment centers, such as the Inland Port, Medical District, top 10 employment centers
 - Analysis of DART's efforts to reduce travel time to under one hour for significant percentage of its riders
- Collaborating with DISD and serving as Catalyst for Pre-K Education opportunities for children in poverty
- Formalizing individual citizen and stakeholder subcommittees focusing on individual drivers of poverty

27



In Progress

- Creating metrics for success of the MTFP
- Formalizing MTFP – website, data acquisition
- Developing a strategy for coordination of efforts of nonprofits; and creating a matrix of nonprofits which describes services, location, times, and cost
- Working with providers for free Wi-Fi to at least one neighborhood of concentrated poverty
- Analyzing the feasibility of an “Affordable Street of Dreams” program that would develop well-designed affordable infill housing options using city-owned or land bank through a partnership between the Dallas Homebuilders Association and the City.



Mayor's Task Force on Poverty Update: Drivers of Poverty in Dallas

Human and Social Needs Committee
August 7, 2017

Regina Montoya, Chair
Mayor's Task Force on Poverty

Mark Clayton
City Councilmember, District 9
Chair and City Council Liaison,
Mayor's Task Force on Poverty

