

**JUNE 7, 2017 CITY COUNCIL BRIEFING AGENDA
CERTIFICATION**

This certification is given pursuant to Chapter XI, Section 9 of the City Charter for the City Council Briefing Agenda dated June 7, 2017. We hereby certify, as to those contracts, agreements, or other obligations on this Agenda authorized by the City Council for which expenditures of money by the City are required, that all of the money required for those contracts, agreements, and other obligations is in the City treasury to the credit of the fund or funds from which the money is to be drawn, as required and permitted by the City Charter, and that the money is not appropriated for any other purpose.



T.C. Broadnax
City Manager

06/08/17
Date




Elizabeth Reich
Chief Financial Officer

6-2-17
Date

RECEIVED

2017 JUN -2 PM 5:11

CITY SECRETARY
DALLAS, TEXAS



COUNCIL BRIEFING AGENDA

June 7, 2017

Date

(For General Information and Rules of Courtesy, Please See Opposite Side.)
(La Información General Y Reglas De Cortesía Que Deben Observarse
Durante Las Asambleas Del Consejo Municipal Aparecen En El Lado Opuesto, Favor De Leerlas.)

General Information

The Dallas City Council regularly meets on Wednesdays beginning at 9:00 a.m. in the Council Chambers, 6th floor, City Hall, 1500 Marilla. Council agenda meetings are broadcast live on WRR-FM radio (101.1 FM) and on Time Warner City Cable Channel 16. Briefing meetings are held the first and third Wednesdays of each month. Council agenda (voting) meetings are held on the second and fourth Wednesdays. Anyone wishing to speak at a meeting should sign up with the City Secretary's Office by calling (214) 670-3738 by 5:00 p.m. of the last regular business day preceding the meeting. Citizens can find out the name of their representative and their voting district by calling the City Secretary's Office.

If you need interpretation in Spanish language, please contact the City Secretary's Office at 214-670-3738 with a 48 hour advance notice.

Sign interpreters are available upon request with a 48-hour advance notice by calling (214) 670-3738 V/TDD. The City of Dallas is committed to compliance with the Americans with Disabilities Act.

The Council agenda is available in alternative formats upon request.

If you have any questions about this agenda or comments or complaints about city services, call 311.

Rules of Courtesy

City Council meetings bring together citizens of many varied interests and ideas. To insure fairness and orderly meetings, the Council has adopted rules of courtesy which apply to all members of the Council, administrative staff, news media, citizens and visitors. These procedures provide:

- That no one shall delay or interrupt the proceedings, or refuse to obey the orders of the presiding officer.
- All persons should refrain from private conversation, eating, drinking and smoking while in the Council Chamber.
- Posters or placards must remain outside the Council Chamber.
- No cellular phones or audible beepers allowed in Council Chamber while City Council is in session.

"Citizens and other visitors attending City Council meetings shall observe the same rules of propriety, decorum and good conduct applicable to members of the City Council. Any person making personal, impertinent, profane or slanderous remarks or who becomes boisterous while addressing the City Council or while attending the City Council meeting shall be removed from the room if the sergeant-at-arms is so directed by the presiding officer, and the person shall be barred from further audience before the City Council during that session of the City Council. If the presiding officer fails to act, any member of the City Council may move to require enforcement of the rules, and the affirmative vote of a majority of the City Council shall require the presiding officer to act." Section 3.3(c) of the City Council Rules of Procedure.

Información General

El Ayuntamiento de la Ciudad de Dallas se reúne regularmente los miércoles en la Cámara del Ayuntamiento en el sexto piso de la Alcaldía, 1500 Marilla, a las 9 de la mañana. Las reuniones informativas se llevan a cabo el primer y tercer miércoles del mes. Estas audiencias se transmiten en vivo por la estación de radio WRR-FM 101.1 y por cablevisión en la estación *Time Warner City Cable* Canal 16. El Ayuntamiento Municipal se reúne el segundo y cuarto miércoles del mes para tratar asuntos presentados de manera oficial en la agenda para su aprobación. Toda persona que desee hablar durante la asamblea del Ayuntamiento, debe inscribirse llamando a la Secretaría Municipal al teléfono (214) 670-3738, antes de las 5:00 pm del último día hábil anterior a la reunión. Para enterarse del nombre de su representante en el Ayuntamiento Municipal y el distrito donde usted puede votar, favor de llamar a la Secretaría Municipal.

Si necesita interpretación en idioma español, por favor comuníquese con la oficina de la Secretaría del Ayuntamiento al 214-670-3738 con notificación de 48 horas antes.

Intérpretes para personas con impedimentos auditivos están disponibles si lo solicita con 48 horas de anticipación llamando al (214) 670-3738 (aparato auditivo V/TDD). La Ciudad de Dallas está comprometida a cumplir con el decreto que protege a las personas con impedimentos, *Americans with Disabilities Act*. **La agenda del Ayuntamiento está disponible en formatos alternos si lo solicita.**

Si tiene preguntas sobre esta agenda, o si desea hacer comentarios o presentar quejas con respecto a servicios de la Ciudad, llame al 311.

Reglas de Cortesía

Las asambleas del Ayuntamiento Municipal reúnen a ciudadanos de diversos intereses e ideologías. Para asegurar la imparcialidad y el orden durante las asambleas, el Ayuntamiento ha adoptado ciertas reglas de cortesía que aplican a todos los miembros del Ayuntamiento, al personal administrativo, personal de los medios de comunicación, a los ciudadanos, y a visitantes. Estos reglamentos establecen lo siguiente:

- Ninguna persona retrasará o interrumpirá los procedimientos, o se negará a obedecer las órdenes del oficial que preside la asamblea.
- Todas las personas deben abstenerse de entablar conversaciones, comer, beber y fumar dentro de la cámara del Ayuntamiento.
- Anuncios y pancartas deben permanecer fuera de la cámara del Ayuntamiento.
- No se permite usar teléfonos celulares o enlaces electrónicos (*paggers*) audibles en la cámara del Ayuntamiento durante audiencias del Ayuntamiento Municipal.

"Los ciudadanos y visitantes presentes durante las asambleas del Ayuntamiento Municipal deben obedecer las mismas reglas de comportamiento, decoro y buena conducta que se aplican a los miembros del Ayuntamiento Municipal. Cualquier persona que haga comentarios impertinentes, utilice vocabulario obsceno o difamatorio, o que al dirigirse al Ayuntamiento lo haga en forma escandalosa, o si causa disturbio durante la asamblea del Ayuntamiento Municipal, será expulsada de la cámara si el oficial que esté presidiendo la asamblea así lo ordena. Además, se le prohibirá continuar participando en la audiencia ante el Ayuntamiento Municipal. Si el oficial que preside la asamblea no toma acción, cualquier otro miembro del Ayuntamiento Municipal puede tomar medidas para hacer cumplir las reglas establecidas, y el voto afirmativo de la mayoría del Ayuntamiento Municipal precisará al oficial que esté presidiendo la sesión a tomar acción." Según la sección 3.3(c) de las reglas de procedimientos del Ayuntamiento.

Handgun Prohibition Notice for Meetings of Governmental Entities

"Pursuant to Section 30.06, Penal Code (trespass by license holder with a concealed handgun), a person licensed under Subchapter H, Chapter 411, Government Code (handgun licensing law), may not enter this property with a concealed handgun."

"De acuerdo con la sección 30.06 del código penal (ingreso sin autorización de un titular de una licencia con una pistol oculta), una persona con licencia según el subcapítulo h, capítulo 411, código del gobierno (ley sobre licencias para portar pistolas), no puede ingresar a esta propiedad con una pistola oculta."

"Pursuant to Section 30.07, Penal Code (trespass by license holder with an openly carried handgun), a person licensed under Subchapter H, Chapter 411, Government Code (handgun licensing law), may not enter this property with a handgun that is carried openly."

"De acuerdo con la sección 30.07 del código penal (ingreso sin autorización de un titular de una licencia con una pistola a la vista), una persona con licencia según el subcapítulo h, capítulo 411, código del gobierno (ley sobre licencias para portar pistolas), no puede ingresar a esta propiedad con una pistola a la vista."

AGENDA
CITY COUNCIL BRIEFING MEETING
WEDNESDAY, JUNE 7, 2017
CITY HALL
1500 MARILLA STREET
DALLAS, TEXAS 75201
9:00 A.M.

9:00 am Invocation and Pledge of Allegiance 6ES

 Special Presentations

 Open Microphone Speakers

VOTING AGENDA 6ES

1. Approval of Minutes of the May 17, 2017 City Council Meeting
2. Consideration of appointments to boards and commissions and the evaluation and duties of board and commission members (List of nominees is available in the City Secretary's Office)

BRIEFINGS 6ES

- A. FY 2017-18 Consolidated Plan Budget - Council Amendments
- B. Proposed 2017 Capital Bond Program and Project Recommendations

Lunch

Closed Session 6ES

Attorney Briefings (Sec. 551.071 T.O.M.A.)

- Texas v. Travis County, Texas, et al., CA 1:17-CV-00425.

Personnel (Sec. 551.074 T.O.M.A.)

- Discuss and evaluate performance of appointed officials City Manager T.C. Broadnax, City Attorney Larry E. Casto, City Auditor Craig D. Kinton, and City Secretary Rosa A. Rios.

AGENDA
CITY COUNCIL BRIEFING MEETING
WEDNESDAY, JUNE 7, 2017

Open Microphone Speakers

6ES

The above schedule represents an estimate of the order for the indicated briefings and is subject to change at any time. Current agenda information may be obtained by calling (214) 670-3100 during working hours.

Note: An expression of preference or a preliminary vote may be taken by the Council on any of the briefing items.

EXECUTIVE SESSION NOTICE

A closed executive session may be held if the discussion of any of the above agenda items concerns one of the following:

1. seeking the advice of its attorney about pending or contemplated litigation, settlement offers, or any matter in which the duty of the attorney to the City Council under the Texas Disciplinary Rules of Professional Conduct of the State Bar of Texas clearly conflicts with the Texas Open Meetings Act. [Tex. Govt. Code §551.071]
2. deliberating the purchase, exchange, lease, or value of real property if deliberation in an open meeting would have a detrimental effect on the position of the city in negotiations with a third person. [Tex. Govt. Code §551.072]
3. deliberating a negotiated contract for a prospective gift or donation to the city if deliberation in an open meeting would have a detrimental effect on the position of the city in negotiations with a third person. [Tex. Govt. Code §551.073]
4. deliberating the appointment, employment, evaluation, reassignment, duties, discipline, or dismissal of a public officer or employee; or to hear a complaint or charge against an officer or employee unless the officer or employee who is the subject of the deliberation or hearing requests a public hearing. [Tex. Govt. Code §551.074]
5. deliberating the deployment, or specific occasions for implementation, of security personnel or devices. [Tex. Govt. Code §551.076]
6. discussing or deliberating commercial or financial information that the city has received from a business prospect that the city seeks to have locate, stay or expand in or near the city and with which the city is conducting economic development negotiations; or deliberating the offer of a financial or other incentive to a business prospect. [Tex Govt. Code §551.086]

| |
|--|
| |
|--|

DEPARTMENT: City Secretary

AGENDA DATE: June 7, 2017

COUNCIL DISTRICT(S): N/A

SUBJECT

Consideration of appointments to boards and commissions and the evaluation and duties of board and commission members (List of nominees is available in the City Secretary's Office)

Memorandum



CITY OF DALLAS

DATE June 2, 2017

TO Honorable Mayor and Members of the City Council

SUBJECT **June 7, 2017 Council Briefing**
FY 2017-18 Consolidated Plan Budget – Council Amendments

On Wednesday, May 17, 2017, Chan Williams, the Office of Financial Services, and Housing & Neighborhood Services briefed the Council on the Proposed FY 2017-18 HUD Consolidated Plan Budget. The briefing materials provided information on the City Manager's proposed budget and the Community Development Commission's recommendation. At that briefing and in several memoranda, we invited Council Members to submit amendments to the proposed Consolidated Plan Budget. Proposed amendments were due to the Office of Financial Services by May 25, 2017 and scheduled to be discussed at the June 7, 2017 Council Briefing.

We have not yet received any proposed amendments from Council Members. Chan Williams and the Office of Financial Services will be present at the June 7, 2017 Council Briefing, prepared to address any amendments.

On May 24, 2017, Council authorized preliminary adoption and called a hearing to be held before Council on June 14, 2017 to receive comments on the proposed use of funds. The public review and comment period is currently underway. Final adoption of the FY 2017-18 HUD Consolidated Plan Budget is scheduled for June 28, 2017. The original briefing is attached for your review.

Please let me know if you have any questions or need additional information.

A handwritten signature in blue ink that reads "M. Elizabeth Reich".

M. Elizabeth Reich
Chief Financial Officer

c: T.C. Broadnax, City Manager
Larry Casto, City Attorney
Craig D. Kinton, City Auditor
Rosa A. Rios, City Secretary
Daniel F. Solis, Administrative Judge
Kimberly Bizzor Tolbert, Chief of Staff to the City Manager
Majed A. Al-Ghafry, Assistant City Manager

Raquel Favela, Chief of Economic Development & Neighborhood Services
Jo M. (Jody) Puckett, P.E., Assistant City Manager (Interim)
Jon Fortune, Assistant City Manager
Joey Zapata, Assistant City Manager
Nadia Chandler Hardy, Chief of Community Services
Theresa O'Donnell, Chief of Resilience
Directors and Assistant Directors

City Manager's Proposed FY 2017-18 HUD Consolidated Plan Budget

**City Council Briefing
May 17, 2017**

**Elizabeth Reich
Chief Financial Officer**

**Chan Williams, Assistant Director
Office of Financial Services**



Purpose

- Recap Consolidated Plan services provided during FY 2015-16
- Present City Manager's Proposed FY 2017-18 HUD Consolidated Plan Budget
- Review recommendations from Community Development Commission
- Discuss next steps
- Respond to comments and questions

Background

- Consolidated Plan program consists of 4 grants received annually from the U.S. Department of Housing and Urban Development (HUD)
 - Community Development Block Grant (CDBG)
 - HOME Investment Partnerships Program (HOME)
 - Emergency Solutions Grant (ESG)
 - Housing Opportunities for Persons with AIDS (HOPWA)



FY 2015-16 Consolidated Plan Programs

- Community Development Block Grant (CDBG)
 - Develops viable urban communities by providing decent housing and a suitable living environment, and by expansion of economic opportunities
 - 3,030 youth served through Afterschool and Child Care Programs
 - 11,714 Seniors served through the City's Office of Senior Affairs and Senior Services Program
 - 2,363 residents received services, including case management and rehabilitation services through the Community Courts
 - 500+ households assisted with repairs and new homeownership

4

FY 2015-16 Consolidated Plan Programs - continued

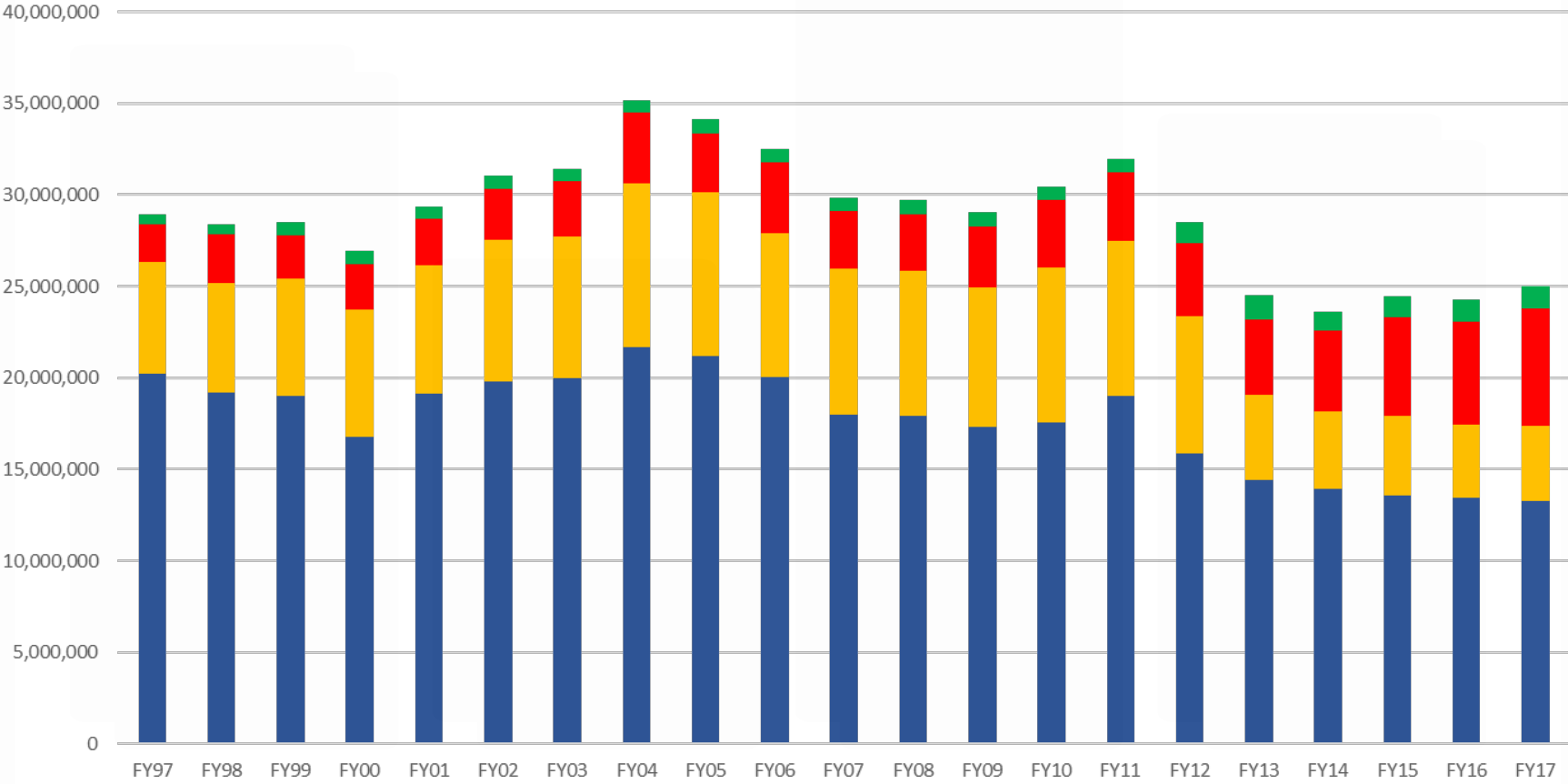
- HOME Investment Partnerships (HOME)
 - Provides, develops, supports, produces, and expands the supply of decent and affordable housing
 - Ensures fair housing opportunities to citizens of Dallas regardless of race, color, religion, national origin, disability, familial status or sexual orientation
 - 125+ housing units created and/or rehabilitated
 - 201 new first-time homebuyers

FY 2015-16 Consolidated Plan Programs - continued

- Emergency Solutions Grant (ESG)
 - Prevents homelessness and assists those already homeless
 - 3,879 individuals and families served
- Housing Opportunities for Persons with AIDS (HOPWA)
 - Provides housing and/or supportive services to individuals with AIDS, persons who are HIV positive, and their families
 - 851 Individuals and families served

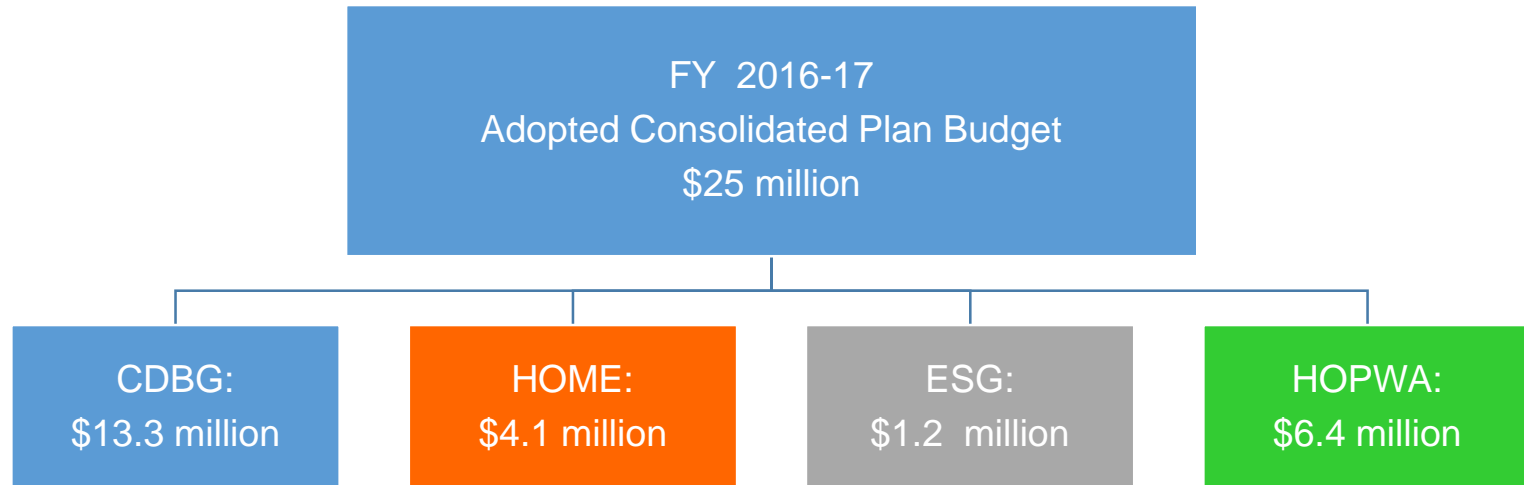
Funding History

■ CDBG ■ HOME ■ HOPWA ■ ESG

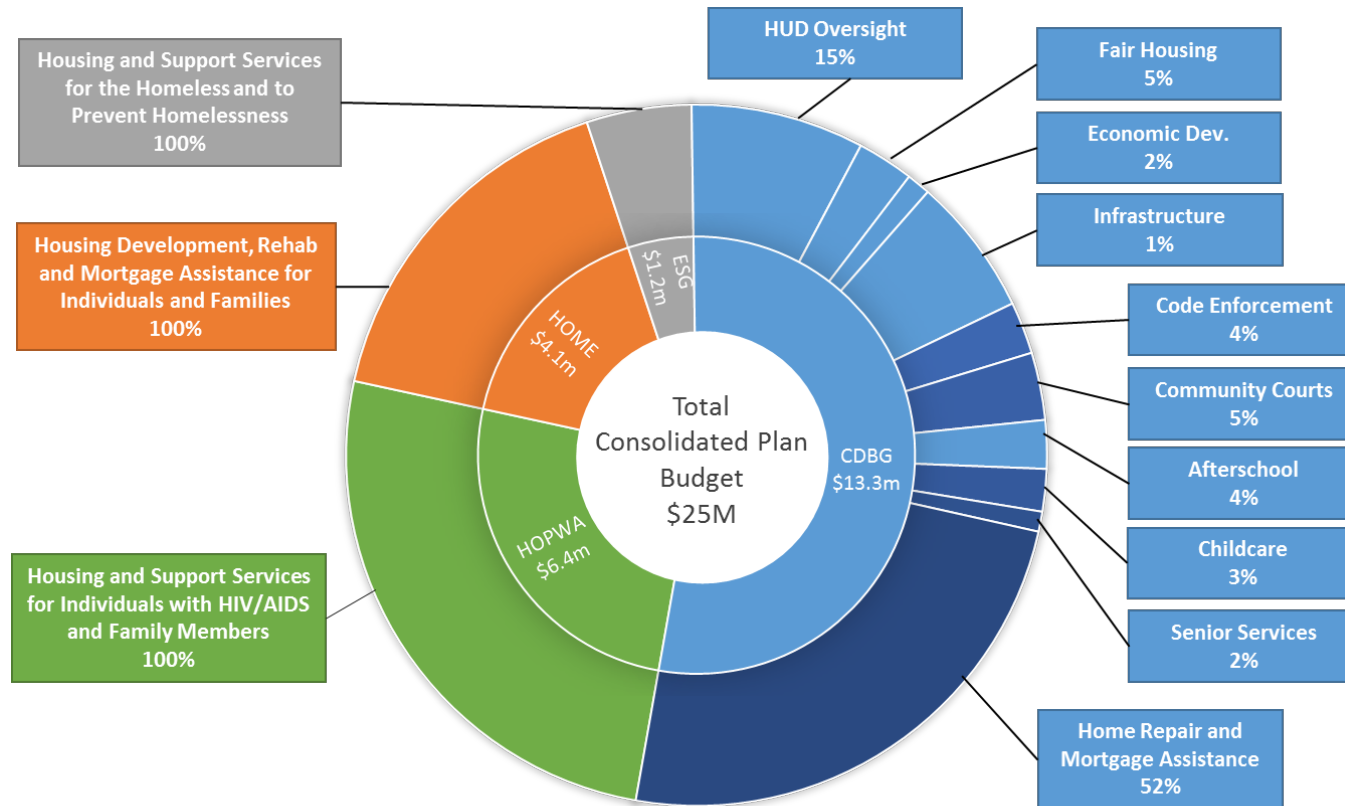


FY 2016-17 Consolidated Plan Funds

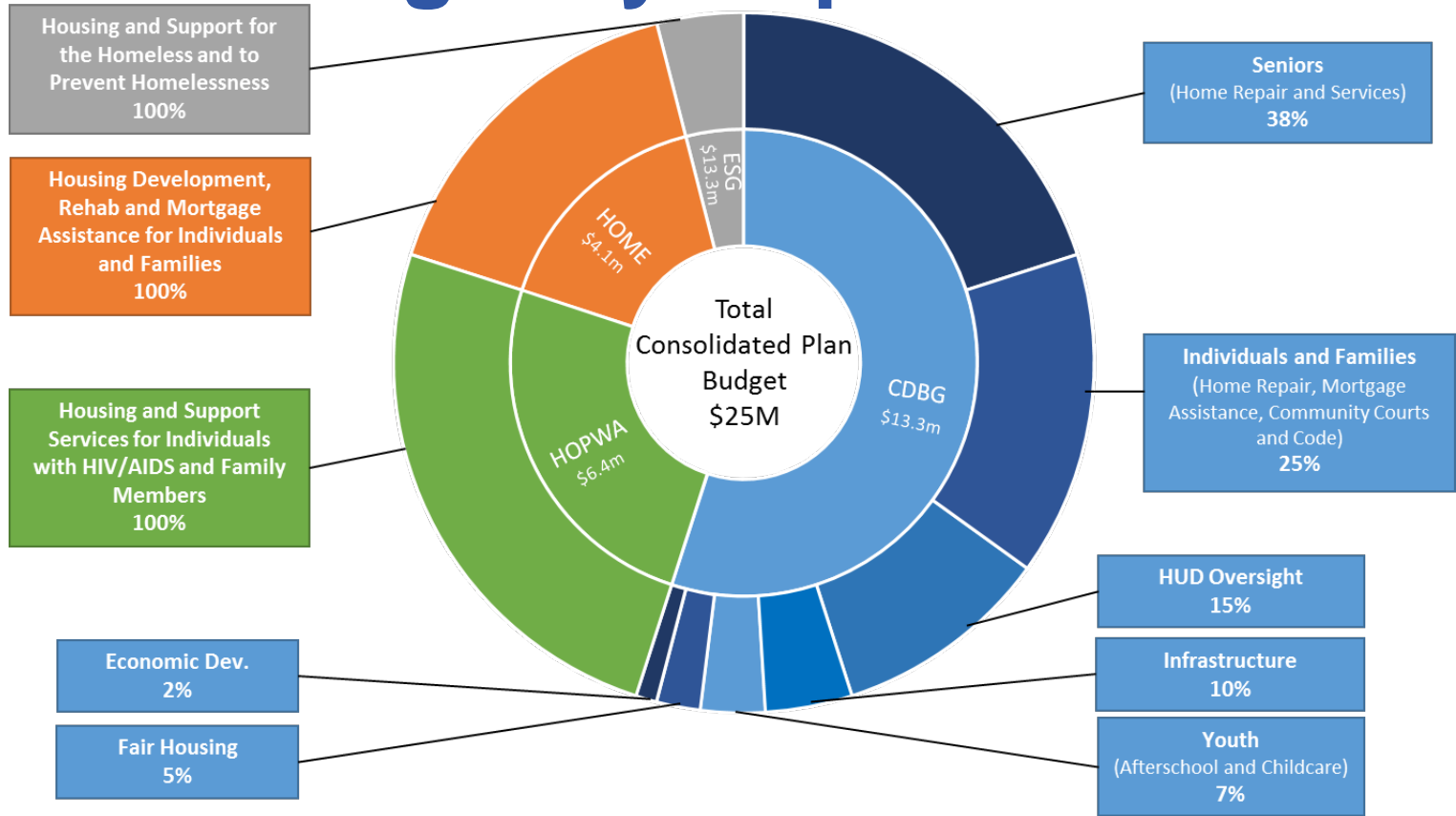
- Approximately \$25m received from HUD for FY 2016-17 Consolidated Plan Budget



FY 2016-17 Consolidated Plan Budget by Service



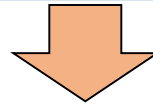
FY 2016-17 Consolidated Plan Budget by Population



Current Consolidated Plan

5-year Consolidated Plan

(Submitted to HUD August 2013)



Annual Action Plans

(Application/budget submitted to HUD to receive annual grant funds)

Year 1

FY 2013-14

(submitted
Aug 2013)

Year 2

FY 2014-15

(submitted
Aug 2014)

Year 3

FY 2015-16

(submitted
Aug 2015)

Year 4

FY 2016-17

(submitted
Aug 2016)

Year 5

FY 2017-18

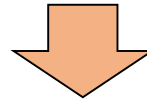
(due to HUD
Aug 2017)

11

Upcoming Consolidated Plan

5-year Consolidated Plan

(Due to HUD August 2018)



Annual Action Plans

(Application/budget submitted to HUD to receive annual grant funds)

Year 1

FY 2018-19

(due to HUD
Aug 2018)

Year 2

FY 2019-20

(due to HUD
Aug 2019)

Year 3

FY 2020-21

(due to HUD
Aug 2020)

Year 4

FY 2021-22

(due to HUD
Aug 2021)

Year 5

FY 2022-23

(due to HUD
Aug 2022)

12

Consolidated Plan Funds for FY 2017-18

- City has not received notice of final formula grant allocation amounts for FY 2017-18
 - For budget development purposes, staff assumes same level as received in FY 2016-17 for CDBG, ESG, and HOME entitlement grants
 - FY 2016-17 included one-time bonus funding which was reduced from HOPWA entitlement grant for FY 2017-18 planning
- In order to meet statutory deadline requirements, development of City's FY 2017-18 Consolidated Plan Budget had to begin using only preliminary estimates and could not wait for notification of actual grant amounts

13

CDC Detailed Review, Fall 2016

- To assess whether existing priorities and fund usage is optimized
- Held multiple meetings August through November 2016
- Reviewed existing concepts, City partners, and HUD compliance/criteria
- Hosted monthly reports and training
- Performed a bus tour of several projects including The Bottom, The Education Corridor, and West Dallas Multipurpose Center
- Submitted recommendations with the January 18th Council briefing materials (see Appendix B)

14

Citizen Input for FY 2017-18 Budget

- 1 citizen input meeting at City Hall with the CDC
- 4 neighborhood meetings
- 3 community meetings with stakeholders
- 508 written comments received
 - During meetings
 - Online
 - Hand delivered
 - Via U.S. Mail

| Date | Time | Location |
|-------------------------|------------------------|---|
| Thursday January 5 | 7:00 pm – 9:00 pm | Dallas City Hall 1500 Marilla St, L1FN Auditorium |
| Tuesday January 10 | 10:00 am – 12:00 pm | MLK Jr. Community Center 2922 Martin Luther King Blvd |
| Tuesday January 10 | 6:00 pm – 8:00 pm | Jaycee Zaragoza Rec. Center 3114 Clymer Street |
| Wednesday January 11 | 9:00 am – 11:00 am | Dallas County Health & Human Services (Ryan White Planning Council Meeting – HOPWA) 2377 N. Stemmons Freeway |
| Wednesday January 11 | 6:00 pm – 8:00 pm | Timberglen Rec. Center 3810 Timberglen Road |
| Thursday January 12 | 10:00 am – 12:00 pm | Tommie Allen Rec. Center 7071 Bonnie View Road |
| Thursday January 19 | 6:00 pm – 8:00 pm | Paul Quinn College 3837 Simpson Stuart Road |
| Tuesday January 24 | 9:00 am – 10:30 am | United Way (Continuum of Care Meeting – ESG) 1800 N. Lamar Street |

15

Budget Considerations

- Consistent with Five-Year Consolidated Plan that covers FY 2013-14 through FY 2017-18
- Increased service level needs
- Reductions required in CDBG capped categories to meet HUD guidelines due to reduction in grant allocation and program income
 - CDBG Public Services 15%
 - CDBG Program Oversight 20%

16

Budget Considerations - continued

- Adhere to HUD and City's timely expenditure policy
- Continue to meet HUD monitoring and reporting requirements
- Ensure housing programs affirmatively further fair housing

FY 2017-18 Proposed Budget

| Source of Funds (Entitlement) | FY 2016-17 Budget | FY 2017-18 Proposed | Variance |
|--------------------------------------|----------------------|------------------------|--------------------|
| CDBG (grant) | \$13,258,321 | \$13,258,321 | \$ 0 |
| HOME (grant) | 4,135,931 | 4,135,931 | 0 |
| ESG (grant) | 1,211,466 | 1,211,466 | 0 |
| HOPWA (grant)* | 6,409,124 | 5,766,000 | (643,124) |
| Sub-Total HUD Grant Funds | \$25,014,842 | \$24,371,718 | (\$643,124) |

* NOTE: FY 2016-17 one-time funding amount (\$643,124) reduced in FY 2017-18.

Additional Funds for FY 2017-18

| Source of Funds (Non-Entitlement) | FY 2016-17 Budget | FY 2017-18 Proposed | Variance |
|--|----------------------|------------------------|----------------------|
| CDBG Program Income – Housing Activities | \$ 400,000 | \$ 500,000 | \$100,000 |
| CDBG Program Income – Retained by Sub-Recipient (PeopleFund) | 275,000 | 165,000 | (110,000) |
| CDBG Reprogramming* | 2,477,929 | 0 | (2,477,929) |
| HOME Program Income (Housing) | 1,000,000 | 1,500,000 | 500,000 |
| Sub-Total Non-Entitlement Funds | \$4,152,929 | \$2,165,000 | (\$1,987,929) |
| Grand Total All Sources | \$29,167,771 | \$26,536,718 | (\$2,631,053) |

*Note: \$1.4m CDBG Reprogramming Funds approved on April 12, 2017 and added in FY17 to expedite services rather than waiting until FY18.

Use of Funds

| Use of Funds | FY 2016-17 Budget | FY 2017-18 Proposed | Variance |
|---|----------------------|------------------------|----------------------|
| Public Services (CDBG) | \$ 2,056,087 | \$ 2,047,909 | (\$8,178) |
| Housing Activities (CDBG) | 9,826,912 | 7,058,748 | (2,768,164) |
| Economic Development (CDBG Revolving Loan Program) | 275,000 | 165,000 | (110,000) |
| Facilities and Improvements (CDBG) | 1,601,587 | 2,000,000 | 398,413 |
| Fair Housing and Program Oversight (CDBG) | 2,651,664 | 2,651,664 | 0 |
| HOME Activities | 5,135,931 | 5,635,931 | 500,000 |
| ESG Activities | 1,211,466 | 1,211,466 | 0 |
| HOPWA Activities | 6,409,124 | 5,766,000 | (\$643,124) |
| Total | \$29,167,771 | \$26,536,718 | (\$2,631,053) |

20

CDBG - Public Services Highlights & Changes

- HUD regulations limit funding for Public Services to 15% of entitlement and program income
 - \$8,178 reduction required in Public Services category due to reduction in program income
- No new programs proposed
- Increase funding to cover full year operating costs for After-School/Summer Program and Community Courts
- Level funding for the Child Care Services and Seniors Services
- Eliminate funding for Training and Employment for Adults with Disabilities not to exceed 15% Public Services cap

21

CDBG - Housing Highlights & Changes

- Program services and staff consolidated to maximize resources
 - Housing Assistance Support
 - Housing Development Support
 - Major Systems Repair Program
 - People Helping People Program
- Name change from Mortgage Assistance Program to Dallas Homebuyer Assistance Program
 - No change in program services
 - Prior year funds available for services in FY 2017-18
- Eliminate Housing Services Program

22

CDBG - Economic Development Highlights & Changes

- Continue use of revolving loan funds (reduced program income of \$165,000 for Business Loan Program
 - Accounts Receivable has continued to decrease as booked loans have been repaid

CDBG - Public Improvements Highlights & Changes

- Increased funding recommended for Public Facilities and Improvements
 - Funds may be used for all eligible projects throughout the city

CDBG - Fair Housing and Program Oversight Highlights & Changes

- HUD regulations limit funding for Fair Housing, Planning and Program Oversight activities to 20% of entitlement
 - Funds budgeted to maximum amount allowed to cover full year operating costs
 - Fair Housing (represents approximately 5% of the capped category)
 - Program oversight, citizen participation, community engagement, and reporting
 - Administration and management of housing programs

25

HOME

Highlights & Changes

- Funding for Community Housing Development Organizations (CHDOs) as required to meet HUD regulations
 - CHDO Development Assistance above 15% minimum
 - CHDO Operating Assistance below 5% maximum
- Funded programs provide for quality affordable housing and homeownership opportunities
- No new programs
- Increase direct HOME Program Administration funding to reimburse eligible operating costs

26

HOME

Highlights & Changes - continued

- Name change from Mortgage Assistance Program to Dallas Homebuyer Assistance Program
 - No change in program services
 - Prior year funds available for services in FY 2017-18
- Increase funding for Housing Development Loan Program
 - Additional program income due to significant HOME loan repayments

ESG

Highlights & Changes

- Continue funding for existing emergency shelter and homelessness prevention activities, rapid re-housing, to help people quickly regain stability in permanent housing, and program administration
- Funding allocations consistent with CoC established priorities and as recommended at February 21, 2017 monthly CoC meeting

ESG Highlights & Changes - continued

| Eligible Activities | Eligible Clients | |
|--|------------------------|---------------------------------------|
| | Those who are Homeless | Those who are at-risk of Homelessness |
| 1. Street Outreach* | X | |
| 2. Emergency Shelter* | X | |
| 3. Homelessness Prevention | | X |
| 4. Rapid Re-Housing | X | |
| 5. Homeless Management Information System (HMIS) | X | X |
| 6. Administration (7.5% of grant) | N/A | N/A |

* Note: Combined total of Activities 1 and 2 can not exceed 60% of total grant allocation

HOPWA

Highlights & Changes

- Funding allocations made consistent with proprieties established by the Ryan White Planning Council of the Dallas Area (RWPC) and with needs identified in the RWPC 2013 Comprehensive HIV Needs Assessment
- One-time funding eliminated

CDC Recommendation

- On April 6, the City Manager's Proposed FY 2017-18 HUD Consolidated Plan budget was presented to the CDC
- CDC held numerous committee meetings in April and concurred with the City Manager's proposed budget and recommended no changes on May 4
 - Memo from the CDC regarding their review is provided in Appendix B

Next Steps

- May 24 - Preliminary adoption of FY 2017-18 HUD Consolidated Plan Budget and call a public hearing
- May 25 - Begin 30 day public review
- May 25 - Council amendments due
- June 7 - Discuss proposed Council amendments and conduct straw votes on FY 2017-18 HUD Consolidated Plan Budget
- June 14 - Hold Public Hearing before the City Council
- June 28 - Final adoption of the FY 2017-18 HUD Consolidated Plan Budget
- August 15 - Submit FY 2017-18 Action Plan to HUD
- October 1 - Implement Plan

32

City Manager's Proposed FY 2017-18 HUD Consolidated Plan Budget

**City Council Briefing
May 17, 2017**

**Elizabeth Reich
Chief Financial Officer**

**Chan Williams, Assistant Director
Office of Financial Services**



Appendix A

- City Manager's Proposed FY 2017-18 HUD Consolidated Plan Budget
 - *Line-by-line budget detail*

**FY 2017-18 CONSOLIDATED PLAN BUDGET FOR
U.S. DEPARTMENT OF HOUSING AND URBAN DEVELOPMENT**

| A | B | C | D |
|--|---------------------------------|---|-------------------------|
| Project Name | FY 2016-17 Amended Budget | FY 2017-18 CM / CDC Recommended Budget | Additional Resources |
| <u>SOURCE OF FUNDS</u> | | | |
| Community Development Block Grant | | | |
| Entitlement (grant) | 13,258,321 | 13,258,321 | |
| Program Income - Housing Activities | 400,000 | 500,000 | |
| Program Income - Sub-Recipient Retained Program Income | 275,000 | 165,000 | |
| Reprogramming * | 2,477,929 | 0 | |
| | <hr/> 16,411,250 | <hr/> 13,923,321 | 0 |
| Home Investment Partnership | | | |
| Entitlement (grant) | 4,135,931 | 4,135,931 | |
| Program Income Housing Activities | 1,000,000 | 1,500,000 | |
| | <hr/> 5,135,931 | <hr/> 5,635,931 | 0 |
| Emergency Solutions Grant | | | |
| Entitlement (grant) | 1,211,466 | 1,211,466 | 0 |
| Housing Opportunities for Persons with AIDS | | | |
| Entitlement (grant) | 6,409,124 | 5,766,000 | |
| TOTAL SOURCE OF FUNDS | <hr/> 29,167,771 | <hr/> 26,536,718 | 0 |

*Note: \$1.4m CDBG Reprogramming Funds approved on April 12, 2017 and added in FY17 to expedite services rather than waiting until FY18.

USE OF FUNDS

| | | | |
|--|------------------|------------------|------------|
| Community Development Block Grant | | | |
| Public Services (15% of CDBG maximum allowed) | 2,056,087 | 2,047,909 | 3,154,213 |
| Housing Activities | 9,826,912 | 7,058,748 | 1,560,604 |
| Economic Development Activities | 275,000 | 165,000 | 1,000,000 |
| Public Improvements | 1,601,587 | 2,000,000 | 0 |
| Fair Housing and Program Oversight (20% of CDBG maximum allowed) | 2,651,664 | 2,651,664 | 2,192,843 |
| | <hr/> 16,411,250 | <hr/> 13,923,321 | 7,907,660 |
| HOME Investment Partnerships Program | | | |
| HOME Programs | 5,135,931 | 5,635,931 | 3,248,613 |
| Emergency Solutions Grant | | | |
| ESG Programs | 1,211,466 | 1,211,466 | 15,625,257 |
| Housing Opportunities for Persons with AIDS | | | |
| HOPWA Programs | 6,409,124 | 5,766,000 | 0 |
| TOTAL USE OF FUNDS | <hr/> 29,167,771 | <hr/> 26,536,718 | 26,781,530 |

**FY 2017-18 CONSOLIDATED PLAN BUDGET FOR
U.S. DEPARTMENT OF HOUSING AND URBAN DEVELOPMENT**

| A | B | C | D |
|--|---------------------------------|---|-------------------------|
| Project Name | FY 2016-17 Amended Budget | FY 2017-18 CM / CDC Recommended Budget | Additional Resources |
| COMMUNITY DEVELOPMENT BLOCK GRANT (CDBG) | | | |
| <u>CDBG - Public Services</u> | | | |
| CD01 After-School/Summer Program - Provide after school and summer programs for low income youth Monday thru Friday through structured recreational, cultural, social and life skills activities. 24 CDBG funded sites. FY 2017-18: estimated 2,700 children to be served. Additional resources: General Fund Youth Programs in PKR and Library | 559,112 | 563,515 | 994,805 |
| CD02 Child Care Services Program - Funds are used to provide child care subsidies for low and moderate income working parents and teenage parents who are attending school and do not qualify for any other form of public assistance. Funds may also be used to provide child care subsidies for daycare for special needs children, children who are homeless, and children with disabilities. FY 2017-18: estimated 175 children to be served. | 488,826 | 488,826 | 0 |
| Youth Programs Sub-Total | 1,047,938 | 1,052,341 | 994,805 |
| CD03 Senior Services Program - Enhance the quality of life for older adults by disseminating support services information and providing direct and emergency support services. FY 2017-18: estimated 2,500 individuals to be served. Additional resources: General Fund | 230,143 | 230,143 | 733,867 |
| Senior Services Sub-Total | 230,143 | 230,143 | 733,867 |
| CD04 Community Court Program - Through the community court, offenses to persons and code violations of property are swiftly adjudicated and restitution made by defendants who plead guilty or no contest. FY 2017-18: estimated 2,300 clients to be served. Additional resources: General Fund/Federal Grants | 753,006 | 765,425 | 1,425,541 |
| • South Dallas / Fair Park Community Court | 299,445 | 318,738 | 0 |
| • South Oak Cliff Community Court | 233,032 | 228,370 | 0 |
| • West Dallas Community Court | 220,529 | 218,317 | 0 |
| CD05 Training and Employment for Adults with Disabilities - Provide development of life skills, vocational training and job placement for adults with disabilities. | 25,000 | 0 | 0 |
| Other Public Services (Non-Youth) Sub-Total | 778,006 | 765,425 | 1,425,541 |
| Total CDBG - Public Services | 2,056,087 | 2,047,909 | 3,154,213 |
| CDBG - Public Services 15% Cap | 2,056,087 | 2,047,909 | |
| Under/(Over) Cap | (0) | (0) | |
| CDBG - Public Services Cap Percentage | 15.0% | 15.0% | |

**FY 2017-18 CONSOLIDATED PLAN BUDGET FOR
U.S. DEPARTMENT OF HOUSING AND URBAN DEVELOPMENT**

| A | B | C | D |
|--|---------------------------------|---|-------------------------|
| Project Name | FY 2016-17 Amended Budget | FY 2017-18 CM / CDC Recommended Budget | Additional Resources |
| <u>CDBG - Housing Activities</u> | | | |
| CD06 Housing Development Support - Provide service delivery staff whose activities include determining and approving client eligibility, loan processing, and working with lenders and counseling agencies on behalf of clients. | 1,152,459 | 0 | 0 |
| CD07 Dallas Homebuyer Assistance Program - Provide no interest, deferred payment loans for down-payment, principal reduction and closing cost assistance. FY 2017-18: estimated 52 households to be served. (Formerly titled Mortgage Assistance Program) | 1,165,856 | 859,663 | 0 |
| CD08 Housing Services Program - Provide CDBG funds to CHDOs for cost in support of HOME-funded activities, such as housing counseling, loan processing, and other services related to assisting potential homebuyers participating or seeking to participate in HOME funded projects. | 50,000 | 0 | 0 |
| Homeownership Opportunities Sub-Total | 2,368,315 | 859,663 | 0 |
| CD09 Healthy Homes Repair Program - Provide home repair program that includes a comprehensive process to assess housing conditions and complete needed repairs. FY 2017-18: estimated 177 households to be served. Additional resources: General Fund (Formerly two programs: Major Systems Repair and People Helping People) | 4,398,783 | 4,427,741 | 1,560,604 |
| CD10 Support for Healthy Homes Repair Program - Provide direct service delivery staff to implement the Healthy Homes Repair Program. (Formerly two programs: Housing Assistance Support and staff for People Helping People) | 2,458,981 | 1,771,344 | 0 |
| Homeowner Repair Sub-Total | 6,857,764 | 6,199,085 | 1,560,604 |
| CD11 Neighborhood Investment Program - Code Compliance - Provide enhanced code enforcement activities in targeted neighborhood areas. | 600,833 | 0 | 0 |
| Other Housing/Neighborhood Revitalization Sub-Total | 600,833 | 0 | 0 |
| Total CDBG - Housing Activities | 9,826,912 | 7,058,748 | 1,560,604 |
| <u>CDBG - Economic Development</u> | | | |
| CD12 Business Loan Program (Program Income) - Subrecipient retains program income generated from revolving business loan program to provide additional loans. Additional resources: Public/Private Partnership | 275,000 | 165,000 | 1,000,000 |
| Total CDBG - Economic Development | 275,000 | 165,000 | 1,000,000 |

**FY 2017-18 CONSOLIDATED PLAN BUDGET FOR
U.S. DEPARTMENT OF HOUSING AND URBAN DEVELOPMENT**

| A | B | C | D |
|--|---------------------------------|---|-------------------------|
| Project Name | FY 2016-17 Amended Budget | FY 2017-18 CM / CDC Recommended Budget | Additional Resources |
| <u>CDBG - Public Improvements</u> | | | |
| CD13 Public Facilities and Improvements - Provide improvements to public facilities and infrastructure within eligible areas. | 1,601,587 | 2,000,000 | 0 |
| Total CDBG - Public Improvement | 1,601,587 | 2,000,000 | 0 |
| <u>CDBG - Fair Housing and Planning & Program Oversight</u> | | | |
| CD14 Fair Housing Enforcement - Provide housing discrimination investigations, fair housing education and outreach, and citizen referrals. Additional Resources: FHAP and General Fund | 652,085 | 721,345 | 748,301 |
| CD15 Citizen Participation/CDC Support/HUD Oversight - Office of Financial Services/Community Development Division. Provide coordination of ConPlan budget development, citizen participation, and reporting to HUD as primary City liaison. Additional Resources: General Fund | 721,050 | 751,819 | 676,172 |
| CD16 Housing Management Support - Provide funding for Housing management staff support for housing programs. Additional Resources: General Fund | 1,278,529 | 1,178,500 | 768,370 |
| Total CDBG - Fair Housing and Planning & Program Oversight | 2,651,664 | 2,651,664 | 2,192,843 |
| CDBG - FH/PLN/Program Oversight 20% Cap | 2,651,664 | 2,651,664 | 0 |
| Under/(Over) Cap | 0 | 0 | (2,192,843) |
| CDBG - FH/PLN/Program Oversight Cap Percentage | 20% | 20% | 17% |
| TOTAL COMMUNITY DEVELOPMENT BLOCK GRANT | 16,411,250 | 13,923,321 | 7,907,660 |
| <u>HOME INVESTMENT PARTNERSHIPS PROGRAM (HOME)</u> | | | |
| HM01 CHDO Development Loan Program - Provide development and pre-development loans to City-certified CHDOs developing affordable housing for low income households. (15% minimum) FY 2017-18: estimated 15 homes funded. | 1,000,000 | 700,000 | 0 |
| HM02 CHDO Operating Assistance - Provide operational support to assist with the development and management of CHDO projects. (5% maximum) FY 2017-18: estimated 4-5 organizations to be served. | 175,000 | 125,000 | 0 |
| HM03 HOME Program Administration - Provide funding to reimburse eligible operating costs for Housing Department Staff. (10% maximum) | 511,385 | 563,232 | 0 |

**FY 2017-18 CONSOLIDATED PLAN BUDGET FOR
U.S. DEPARTMENT OF HOUSING AND URBAN DEVELOPMENT**

| A | B | C | D |
|--|---------------------------------|---|-------------------------|
| Project Name | FY 2016-17 Amended Budget | FY 2017-18 CM / CDC Recommended Budget | Additional Resources |
| HM04 Dallas Homebuyer Assistance Program - Provide no interest, deferred payment loans for down-payment, principal reduction and closing cost assistance. FY 2017-18: estimated 40 households to be served. (Formerly titled Mortgage Assistance Program) | 957,158 | 642,129 | 0 |
| HM05 Housing Development Loan Program - Provide private and non-profit organizations with loans for the development of housing, including but not limited to pre-development costs, development costs, construction subsidies, demolition costs, acquisition costs, related acquisition costs, rental rehabilitation. FY 2017-18: estimated 70 homes funded. Additional Resources: Bonds and General Fund | 2,492,388 | 3,605,570 | 3,248,613 |
| Home Ownership Opportunities Sub-Total | 5,135,931 | 5,635,931 | 3,248,613 |
| TOTAL HOME INVESTMENT PARTNERSHIP PROGRAM | 5,135,931 | 5,635,931 | 3,248,613 |
| <u>EMERGENCY SOLUTIONS GRANT (ESG)</u> | | | |
| ES01 Contracts - Essential Services - Provide direct services to the homeless that include child care for domestic violence victims, transitional housing programs, and legal services to assist homeless persons with obtaining Federal, State, and local assistance. Additional Resources: General Fund and State | 57,737 | 57,737 | 2,800,000 |
| ES02 Contracts - Operations - Provide payment of operational costs for shelters or transitional housing facilities for homeless persons via contracts with non-profit agencies. | 92,430 | 382,065 | 0 |
| ES03 Homeless Assistance Center - Essential Services - Provide case management services in using the local coordinated assessment system and assisting clients in obtaining Federal, State and local assistance. FY 2017-18: estimated 350 clients to be served. | 148,005 | 148,005 | 0 |
| ES04 Homeless Assistance Center - Operations - Provide payment of utilities and other operating costs for the Homeless Assistance Center. Additional resources: General Fund (\$3.8m), Dallas County (\$1.1m), TDHCA (\$811k). | 378,279 | 0 | 5,701,814 |
| ES05 Street Outreach - Provide case management and referral services to unsheltered homeless in using the local coordinated assessment system and assisting clients in obtaining Federal, State, and local assistance. FY 2017-18: estimated 125 clients to be served. Additional resources: General Fund. | 50,428 | 69,072 | 1,000,000 |
| Essential Services/Operations Sub-Total | 726,879 | 656,879 | 9,501,814 |

**FY 2017-18 CONSOLIDATED PLAN BUDGET FOR
U.S. DEPARTMENT OF HOUSING AND URBAN DEVELOPMENT**

| A | B | C | D |
|--|---------------------------------|---|-------------------------|
| Project Name | FY 2016-17 Amended Budget | FY 2017-18 CM / CDC Recommended Budget | Additional Resources |
| ES06 Homeless Prevention - Financial Assistance/Rent (MLK) - Provide short-term (3 months) and medium-term (4 - 24 months) of rental assistance; rental arrears up to six months; utilities assistance; moving costs, etc. to persons at-risk of homelessness and meet income limits below 30% of the area median income. FY 2017-18: estimated 75 clients to be served. Additional resources: Private Grants. | 30,700 | 35,000 | 377,500 |
| ES07 Homeless Prevention - Financial Assistance/Rent (WDMC) - Provide short-term (3 months) and medium-term (4 - 24 months) of rental assistance; rental arrears up to six months; utilities assistance; moving costs, etc. to persons at-risk of homelessness and meet income limits below 30% of the area median income. FY 2017-18: estimated 75 clients to be served. Additional resources: Private Grants. | 30,700 | 35,000 | 377,500 |
| Homeless Prevention Sub-Total | 61,400 | 70,000 | 755,000 |
| ES08 Rapid Re-Housing - Provide rental assistance and housing relocation and stabilization services to move homeless people quickly to permanent housing. Additional Resources: Continuum of Care and General Fund (Formerly two programs: Rapid Re-Housing - Financial Assistance/Rent and Rapid Re-Housing - Housing Relocation & Stabilization) | 292,452 | 348,852 | 5,368,443 |
| Rapid Re-Housing Sub-Total | 292,452 | 348,852 | 5,368,443 |
| ES09 HMIS Data Collection - Provide client-level data collection for persons served by the grant, as well as training, generating reports, monitoring and reviewing data quality. | 40,000 | 45,000 | 0 |
| HMIS Data Collection Sub-Total | 40,000 | 45,000 | 0 |
| ES10 ESG Administration - Provide monitoring and evaluation of contracts and other program activities. | 90,735 | 90,735 | 0 |
| Program Administration Sub-Total | 90,735 | 90,735 | 0 |
| TOTAL EMERGENCY SOLUTIONS GRANT | 1,211,466 | 1,211,466 | 15,625,257 |
| <u>HOUSING OPPORTUNITIES FOR PERSONS WITH AIDS (HOPWA)</u> | | | |
| HW01 Emergency/Tenant Based Rental Assistance/Financial Assistance - Provide emergency assistance and long-term rental assistance to persons with HIV/AIDS and their families who live in the Dallas eligible metropolitan area. FY 2017-18: estimated 670 clients to be served. | 2,430,204 | 2,600,000 | 0 |

**FY 2017-18 CONSOLIDATED PLAN BUDGET FOR
U.S. DEPARTMENT OF HOUSING AND URBAN DEVELOPMENT**

| A | B | C | D |
|---|---------------------------------|---|-------------------------|
| Project Name | FY 2016-17 Amended Budget | FY 2017-18 CM / CDC Recommended Budget | Additional Resources |
| HW02 Emergency/Tenant Based Rental Assistance/Housing Services - Provide staff and related costs for short-term rent/mortgage/utility assistance and long-term rental assistance to persons with HIV/AIDS and their families who live in the Dallas eligible metropolitan area. FY 2017-18: estimated 670 clients to be served. | 557,000 | 577,000 | 0 |
| HW03 Housing Facilities Operation - Provide housing operation costs, including lease, maintenance, utilities, insurance and furnishings for facilities that provide assistance to persons with HIV/AIDS and their families who live in the Dallas eligible metropolitan area. FY 2017-18: estimated 215 clients to be served. | 876,000 | 753,615 | 0 |
| HW04 Supportive Services - Provide supportive services, information and referral, permanent housing placement assistance, and outreach in conjunction with housing assistance to persons with HIV/AIDS and their families who live in the Dallas eligible metropolitan area, including hospice/respite care for affected children. FY 2017-18: estimated 280 clients to be served. | 1,355,170 | 1,238,313 | 0 |
| HW05 Housing Facilities Rehab/Repair/Acquisition - Provide rehabilitation/repair or acquisition funds for facilities that provide housing to persons with HIV/AIDS and their families who live in the metropolitan area. | 500,000 | 0 | 0 |
| HW06 Housing Information/Resource Identification - Provide Housing navigation services consisting of a housing resource center with direct one-on-one housing referral assistance and online searchable housing database and web resources, as well as HMIS client level data collection for persons with HIV/AIDS and their families who live in the Dallas eligible metropolitan area. FY 2017-18: estimated 175 clients to be served. | 168,480 | 151,212 | 0 |
| Other Public Services Sub-Total | 5,886,854 | 5,320,140 | 0 |
| HW07 Program Administration/City of Dallas - Provide administrative oversight, evaluation, technical assistance, and HMIS client-level data collection for grant funds and program activities. | 192,270 | 172,980 | 0 |
| HW08 Program Administration/Project Sponsors - Provide administrative costs for project sponsors in oversight and evaluation of program activities. | 330,000 | 272,880 | 0 |
| Program Administration Sub-Total | 522,270 | 445,860 | 0 |
| TOTAL HOUSING OPPORTUNITIES FOR PERSONS W/ AIDS | 6,409,124 | 5,766,000 | 0 |
| GRAND TOTAL CONSOLIDATED PLAN BUDGET | 29,167,771 | 26,536,718 | 26,781,530 |

Appendix B

- Community Development Commission Memos



Memorandum



CITY OF DALLAS

DATE May 5, 2017

TO Honorable Mayor and Members of the City Council

SUBJECT **Overview of Community Development Commission Recommendations for City Manager's Proposed FY 2017-18 Consolidated Plan Budget**

As we recommend to approve the City Manager's Proposed 17-18 Budget, the Community Development Commission (CDC) wanted to provide a narrative noting that after subcommittee meetings to address the individual line items and dig into the programs being executed with these HUD grants there were no recommendations because the CDC felt that the City Manager had addressed some of our prior concerns and taken direction from the Council priorities.

Through the citizen comment process (8 meetings and 508 written comments) and the new town hall formats allowing constituents to voice their issues as well as a more proactive CDC, City Manager Broadnax had clear input reflected in his proposed budget. Commissioners also served on the Continuum of Care, the Ryan White Planning Council, Grow South, DART Citizens Board and Homeless Commission to ensure we understood the needs of the community, gaps in funding and where we could be impactful. We also met and presented to the Senior Affairs Commission and had presentations from Purchasing, the City Manager, Housing, Neighborhood Plus and conducted a bus tour to see best practices, underserved areas and better understand the unique social service needs of our citizens.

Given the diminishing funding from these HUD grants (Community Development Block Grant, Emergency Solutions Grant, HOME Investment Partnerships Program and Housing Opportunities for Persons with AIDS), CDC is always concerned for which programs to cease funding or which programs are better funded through the General Budget to allow for flexibility in execution to leverage moments of opportunity, potential matched funding, and create models of efficiency and transparency.

Specifically, with the capped public service portion of the Community Development Block Grant, we carefully examined the balance of spending between individuals and families (25%- home repair, mortgage assistance, community courts and code), youth (7%- afterschool and childcare services) and seniors (38%- home repair and services) and were thoughtful about the origin of these monies being from housing grants to ensure there were funds committed to infrastructure and fair housing.

The proposed budget made some program cuts including in the capped category of public services to comply with HUD rules. The recommendation was to zero out funding for training and employment for adults with disabilities. However, after eight years of funding this program, we felt that the program partner has enough financial sustainability that they can recover from the loss of their \$25,000 grant. No new program or funding is recommended for Economic Development in this budget. The one remaining line item is self-funded from revolving loan funds and diminishing each year as loans have paid off.

DATE May 5, 2017
SUBJECT Overview of Community Development Commission Recommendations
for City Manager's Proposed FY 2017-18 Consolidated Plan Budget

The funding to address homelessness was carefully crafted to support the Homeless Management Information System (HMIS) which is required by HUD will allow us as a city to apply for additional grants. The Homeless Operations line item also allows for an open market and competitive bid for those services which the commission appreciated.

We have learned that the CDBG oversight funding for administration is broken up into two categories, fair housing and program oversight. Program oversight also includes citizen participation. Duties performed by this staff is specifically required by HUD in order to receive the funds. HOME administrative funds are used to repay the general fund or other sources for billable hours when city staff work on HOME funded projects.

In all, we've reviewed the CAPER report as well to examine the metrics, educate ourselves about the wait lists/needs unmet. The CDC will be very invested in the recommendations of the new Assessment of Fair Housing that is currently underway as well as the new 5-Year Consolidated Plan which will be developed for HUD and guide our process in the coming years along with Council's input.

Thank you for your review of the background to the CDC decision to approve the City Manager's 17-18 Proposed Budget without recommendation. We strive to ensure the funded programs match the citizens and city priorities.



Kristine Schwope, Chair
Community Development Commission

Attachment

c: Community Development Commission
T.C. Broadnax, City Manager
Larry Casto, City Attorney
Craig D. Kinton, City Auditor
Rosa A. Rios, City Secretary
Daniel F. Solis, Administrative Judge
Kimberly Bizer Tolbert, Chief of Staff to the City Manager
Majed A. Al-Ghafry, Assistant City Manager
Raquel Favela, Chief of Economic Development & Neighborhood Services
Jo M. (Jody) Puckett, P.E., Assistant City Manager (Interim)
Eric D. Campbell, Assistant City Manager
Jill A. Jordan, P.E., Assistant City Manager
Joey Zapata, Assistant City Manager
M. Elizabeth Reich, Chief Financial Officer
Cheritta Johnson, Chief of Community Services (Interim)
Theresa O' Donnell, Chief of Resilience
Directors and Assistant Directors

Memorandum



CITY OF DALLAS

DATE December 16, 2016

TO Honorable Mayor and Members of the City Council

SUBJECT **Community Development Commission Recommendations
for FY 2017-18 Consolidated Plan Budget**

On behalf of the commissioners of the Community Development Commission (CDC), I provide this brief overview of the attached recommendations. To ensure we were proactive in good governance and stewardship, this year we began our subcommittee meetings in August for Economic Development, Public Improvements, Housing and HOME Programs, Public Services, HOPWA and ESG, Financial Monitoring/Performance Standards, and Citizen Participation/Policy & Procedures. Our goal was a detailed review of the existing concepts, City partners, and HUD compliance/criteria so that we could better assess whether the existing priorities and fund usage was optimized.

In these sub-committee meetings, which continued through November, we received in-depth presentations on the current limitations, the areas where funding may exist for similar programs in the general fund, and performance metrics. Meeting participants asked many follow-up questions and had them addressed.

Overall, the process was thoroughly educational. We gained a better understanding that with current HUD requirements for compliance, often the potential partners are a limited pool and City oversight is less expensive than agency administration. As a commission, we still feel that the current conceptual priorities for social services of youth, seniors, job development, and affordable housing/repairs match the City's focus.

We performed a bus tour of several projects and areas including The Bottoms, The Education Corridor, and West Dallas Multipurpose Center, and we reviewed infrastructure projects to get a hands on feel for their impact on our citizens.

Each month, we have hosted reports and training from individual departments and initiatives including NeighborUp, Neighborhood Plus, the Community Court, Housing, and After School programs. We also reviewed important City briefings on housing policy and the Dallas Poverty Task Force report, among others. We used this research as a foundation to review the proposed budget.

We have designated three commissioners to serve as liaisons on coalitions that also provide the City with guidance on the needs in our community, including the Consortium of Care (COC), Ryan White Planning Council, and the Homelessness Commission. We also have commissioners serving with Grow South, the DART Citizen Board, and in many other capacities professionally.

For the following reasons, we are not making many recommendations:

- With the caps to certain grant funds and the criteria for HUD compliance, there are limitations on our ability to fund more social services. As much as we would all like to expand CDBG funding to the community, we determined that the existing concepts closely mirror the gaps that need funding.

DATE December 16, 2016
SUBJECT Community Development Commission Recommendations
for FY 2017-18 Consolidated Plan Budget

- Funds for some of the important focuses exist in the general fund. With limited (and constantly diminishing) federal money, we looked to ensure that the programs were efficient.
- There are some city policy restrictions (e.g., Public Improvement funding match) that make the agencies less likely to be awarded, and less able to meet, criteria.

We respectfully submit the recommendations for consideration and would be happy to provide additional insights to our goal, process, and results.



Kristine Schwope, Chair
Community Development Commission

Attachment

c: Community Development Commission
A.C. Gonzalez, City Manager
Larry Casto, City Attorney
Craig D. Kinton, City Auditor
Rosa A. Rios, City Secretary
Daniel F. Solis, Administrative Judge
Ryan S. Evans, First Assistant City Manager
Eric D. Campbell, Assistant City Manager

Jill A. Jordan, P.E., Assistant City Manager
Mark McDaniel, Assistant City Manager
Joey Zapata, Assistant City Manager
M. Elizabeth Reich, Chief Financial Officer
Sana Syed, Public Information Officer
Elsa Cantu, Assistant to the City Manager – Mayor & Council

Community Development Commission Committee Recommendations of FY 2017-18 Proposed Consolidated Plan Budget for CM

PUBLIC IMPROVEMENT

The committee recommends the CDC continue support for public improvement projects in the Consolidated Plan Budget in target areas (such as Neighborhood Plus) based upon the City's current infrastructure needs. The committee also recommends that the CDC take a look and consider a new request to the Council to revisit the City's current policy for which CDBG funds may be used to fund public improvement activities for non-profit organizations, as approved on October 26, 2010 (Council Resolution No. 10-2778).

HOUSING & HOME PROGRAMS

The committee recommends the CDC maintain the efforts to support housing programs that maintain existing housing stock, opportunities to expand and create new affordable housing units, and increase the number of the working poor residents to become homeowners through the current housing activities listed in the 2016-17 adopted CDBG Budget, which include:

1. Mortgage Assistance Program
2. Housing Services Program
3. Major Systems Repair Program – CDC recommends to increase the deferred payment loan amount available to homeowners from \$20,000 to \$35,000 for the repair and replacement of major systems. The Reconstruction Program was not recommended for funding due to the cost-per-unit to completely rebuild a house when extensive repairs were needed. This increase will provide a greater impact of the number of operational major systems serviced or repaired to a homeowner's residential home.
4. People Helping People (PHP) Program
5. Neighborhood Investment Program – Code Compliance

The committee also recommends the CDC continue support for the HOME program activities which (like the CDBG housing programs) provide opportunities to expand and create new affordable housing units as well as, increase the number of the working poor residents to become homeowners, these programs include:

1. CHDO Development Loans and operating assistance
2. Mortgage Assistance Program
3. Housing Development Loan Program

Community Development Commission Committee Recommendations of FY 2017-18 Proposed Consolidated Plan Budget for CM

In order to receive HOME funds, HUD regulations require that no less than 15% of the total grant award be allocated for Community Housing Development Organizations (CHDO's), which are nonprofit housing developers.

Consistent with Council direction, the committee recommends that staff continue to look for opportunities to streamline the number of programs – do few things really well and make a bigger impact, instead of a lot of things that may serve fewer households; and increase partnerships and leveraging with other funding sources and organizations.

ECONOMIC DEVELOPMENT

The committee recommends the CDC continue support for the Business Revolving Loan Program. This is a self-sustaining program in that as loan repayments are made, those repayments are then used to make additional loans to businesses. No new HUD funds are added each year (as with other grant programs). As outstanding loans have paid off, additional funds available to make new loans have been reduced. Currently, the program is bringing in nearly one-half of the amount funding that it has received in previous years. Over the years, economic development with CDBG funds has also been a challenge, primarily due to stringent regulations. Each year, new CDBG funds from HUD have continued to decline and new funding for this program has not been available. The City has continued its support for small business and creating jobs for low-to moderate income person through other funds (non-CDBG funds), including:

- Section 108 Loan funds – used for projects such as the Lorenzo Hotel. Once completed, this project will provide for approx. 220 jobs to be created for low-to moderate income persons
- Business Assistance Centers Program – provides support for small business and individuals seeking to start a business
- Southern Dallas Small Business Loan Program – very similar to the CDBG Business Revolving Loan Program (except that is also funded by City resources)

PUBLIC SERVICES, HOPWA, & ESG COMMITTEE

The committee recommends the CDC continue to support current programming for CDBG funded Public Services of the After-School/Summer Outreach Program, Child Care Services Program, Senior Services Program, Community Court Program and Training and Employment for Adults with Disabilities program. The committee is responsible for reviewing and making recommendations for Public Services activities. The Public

Community Development Commission Committee Recommendations of FY 2017-18 Proposed Consolidated Plan Budget for CM

Services categories includes part of the CDBG grant and all of the ESG and HOPWA grants. Under CDBG, the Public Services category has a maximum 15% spending cap.

The committee will continue to follow the lead of the Dallas Poverty Taskforce in addressing public service and social service needs. The committee discussed and considered the City's Child Care program and recognized the program is helping in that 98% of the HUD Child Care monies go to single parents. These parents are provided funds for their children to attend any daycare center they choose. Income levels checks are made every 6 months serving 225 units with a staff of 2. The committee did not consider Admin top heavy. The Committee felt this program assist in the poverty prevention area.

Another area of Public Services is Senior Services. In this area the HUD funds provide essential transport necessary for seniors needing transport to pharmacies for medicines, and to doctor appointments. Transport affected by DART services and even taxi based services. Seniors are served at the two City owned community centers: West Dallas Multi-Purpose Center and MLK, Jr. Community Center with assistance from the Senior Source. Not only are transport issues being addressed, but financial literacy issues are covered by education in those seeking to dupe seniors in fraudulent schemes and other criminal activity.

The Community Courts Program, is also a part of CDBG Public Service category. The Community Courts handles misdemeanor or code offenses; but differs greatly from the Municipal Courts because they are community-based with a focus of improving neighborhoods as well as providing social services and support to defendants that are not available through the municipal court process. In lieu of court costs and fines, defendants serve community service hours in the community where they committed their crime. The Court has been successful in leveraging other funds to provide needed services including a recent award for a Drug Court treatment grant and funds for Veterans. The court also assists with transportation by providing bus tokens with DART and the programs van transport as needed.

The Training and Employment for Adults with Disabilities is a workforce development programs specifically designed to assist people with disabilities. The service provider, Citizens Development Center leverages a small amount of CDBG funding to provide assistance to over 100 eligible program participants each year.

Regarding the two other Consolidated Plan grants, Emergency Solutions Grant (ESG) and Housing Opportunities for Persons with AIDS (HOPWA):

HUD regulations require that budget allocations for ESG are in collaboration (and consistent with priorities established by) the Continuum of Care (CoC). The CoC an organized group of service providers who plan comprehensive and long-term solutions to addressing the problem of homelessness in our community.

Community Development Commission Committee Recommendations of FY 2017-18 Proposed Consolidated Plan Budget for CM

Unlike the other three grants of the Consolidated Plan, HOPWA funds are awarded to serve a seven (7) counties, including: Collin, Dallas, Denton, Ellis, Hunt, Kaufman, and Rockwall. Because Dallas is the largest city in the HUD defined area, Dallas serves as the eligible applicant for the entire area. Budget allocations for the HOPWA grant are consistent with priorities identified in the comprehensive HIV/AIDS needs assessment conducted the Ryan White Planning Council of the Dallas area (RWPC). The RWPC is an organized group of service providers who plan comprehensive and long-term solutions to addressing the problem of individuals and families impacted by HIV/AIDS in our community.

Both the CoC and the RWPC meet on a monthly basis and CDC liaisons attend the monthly meetings. Given the focused collaborative efforts of these two organizations on specifically targeted populations, the committee recommends continuing these partnerships.

FINANCIAL MONITORING COMMITTEE

The committee recommends the CDC continue funding these HUD compliance requirements. Unlike some of the other programs or services, reduced funding in this category does not remove or reduce the City's obligation to meet HUD requirements and maintain compliance. Staff is encouraged to continue to seek efficiencies and to right-size budgets to the fullest extent possible each year to reduce unspent funds at the end of the year. All unspent funds are re-budgeted for other uses in non-capped program categories during the next year's CDBG budgeting process.

This committee is responsible for the Planning and Program Oversight category of the CDBG budget, which has a maximum 20% spending cap. HUD requires that the City maintain compliance with applications rules and regulations. In order to receive Consolidated Plans, the City must certify that it will Affirmatively Further Fair Housing. Fair housing costs are also applicable toward the 20% spending cap. Currently, the City funds fair housing, citizen participation, budgeting, reporting and compliance monitoring and oversight in this category. These activities are administered by three (3) departments: Fair Housing, Housing/Community Services and the Community Development section of OFS.

Memorandum



CITY OF DALLAS

DATE June 6, 2017

TO Honorable Mayor and Members of the City Council

SUBJECT **June 7, 2017 Council Briefing**
Proposed 2017 Capital Bond Program and Project Recommendations

On Wednesday, June 7, 2017, the City Manager's Office will brief the City Council on the proposed 2017 Capital Bond Program and Recommendations made by the Citizens Bond Task Force and the City Manager's Office. I have attached the presentation for the briefing. Please note that materials provided on Friday, June 2, 2017, included spreadsheets of recommended street projects. As provided to you earlier today, the attached **revised** spreadsheet includes staff recommendations highlighted in green and include:

- The City Critical Bridge Program in the Streets Proposition that was increased by \$3.02M to add the Woody Branch Bridge at Redbird Lane previously in the Flood Protection and Storm Drainage Proposition.
- The Transportation Master Plan was added for \$1.5M
- Three System-Wide District Participation projects were added totaling \$19.3M

Additionally, the following two street projects were deleted:

- Bike system improvements for \$3.4M was deleted (not shown in table)
- Dynamic Message Sign – Fair Park for \$1M was deleted (not shown in table)

The following projects were added in the Flood Protection System Wide Project List:

- \$3.02M to address Erosion Control Citywide

Hard copies of the materials will be delivered to your office in the morning, prior to the council meeting.

Please let me know if you have any questions or need additional information.

A handwritten signature in black ink, appearing to read 'T.G. Broadnax'.

T.G. Broadnax
City Manager

DATE June 6, 2017

SUBJECT **June 7, 2017 Council Briefing**
Proposed 2017 Capital Bond Program and Project Recommendations

c: Larry Casto, City Attorney
Craig D. Kinton, City Auditor
Rosa A. Rios, City Secretary
Daniel F. Solis, Administrative Judge
Kimberly Bizzor Tolbert, Chief of Staff to the City Manager
Majed A. Al-Ghafry, Assistant City Manager
Raquel Favela, Chief of Economic Development & Neighborhood Services

Jo M. (Jody) Puckett, P.E., Assistant City Manager (Interim)
Jon Fortune, Assistant City Manager
Joey Zapata, Assistant City Manager
M. Elizabeth Reich, Chief Financial Officer
Nadia Chandler Hardy, Chief of Community Services
Theresa O'Donnell, Chief of Resilience
Directors and Assistant Directors

2017 Capital Bond Program

City Council Briefing
June 7, 2017



City of Dallas

Overview

Bond Program Timeline

2017 Capital Bond Program Propositions

Project Categories

Citizens Bond Task Force Overview

Proposition Allocations

Proposition Projects

Next Steps

Bond Program Timeline to Date



The 2017 Capital Bond Program Propositions



Streets (\$415.2M)



Parks and Trails (\$144.3M)



Economic Development and Housing (\$65.0M)



Flood Protection and Storm Drainage (\$75.3M)



Critical Facilities (\$100.2M)

- Public Safety Facilities
- Library Facilities
- Cultural Facilities
- City Facilities (i.e. City Hall, regional service centers)
- Recreation Centers

Project Categories



Project Categories



- **System-Wide Projects:**

- Facilities that are part of a network of major systems
- Large parks or cultural institutions that draw patrons citywide
- Projects which costs are so high that cannot be borne by one district
- Projects for which a specific site is unknown for housing and economic development activities

- **Examples:**

- Traffic Signal optimization systems
- Pump Stations
- Signature Parks, such as Fair Park, Dallas Arboretum and Dallas Zoo
- Economic Development Opportunities
- Public Safety and Cultural Facilities

*System-wide project costs will be divided evenly across all districts

Project Categories



- **System-Wide District Participation Projects**
 - Projects that are shared by one or more districts or have significance to components of the system
- Examples:
 - Major Streets
 - Recreation Centers

*System-wide district participation project costs will be split 50% for the district where the project is located at, and the other 50% is divided equally amongst the other districts

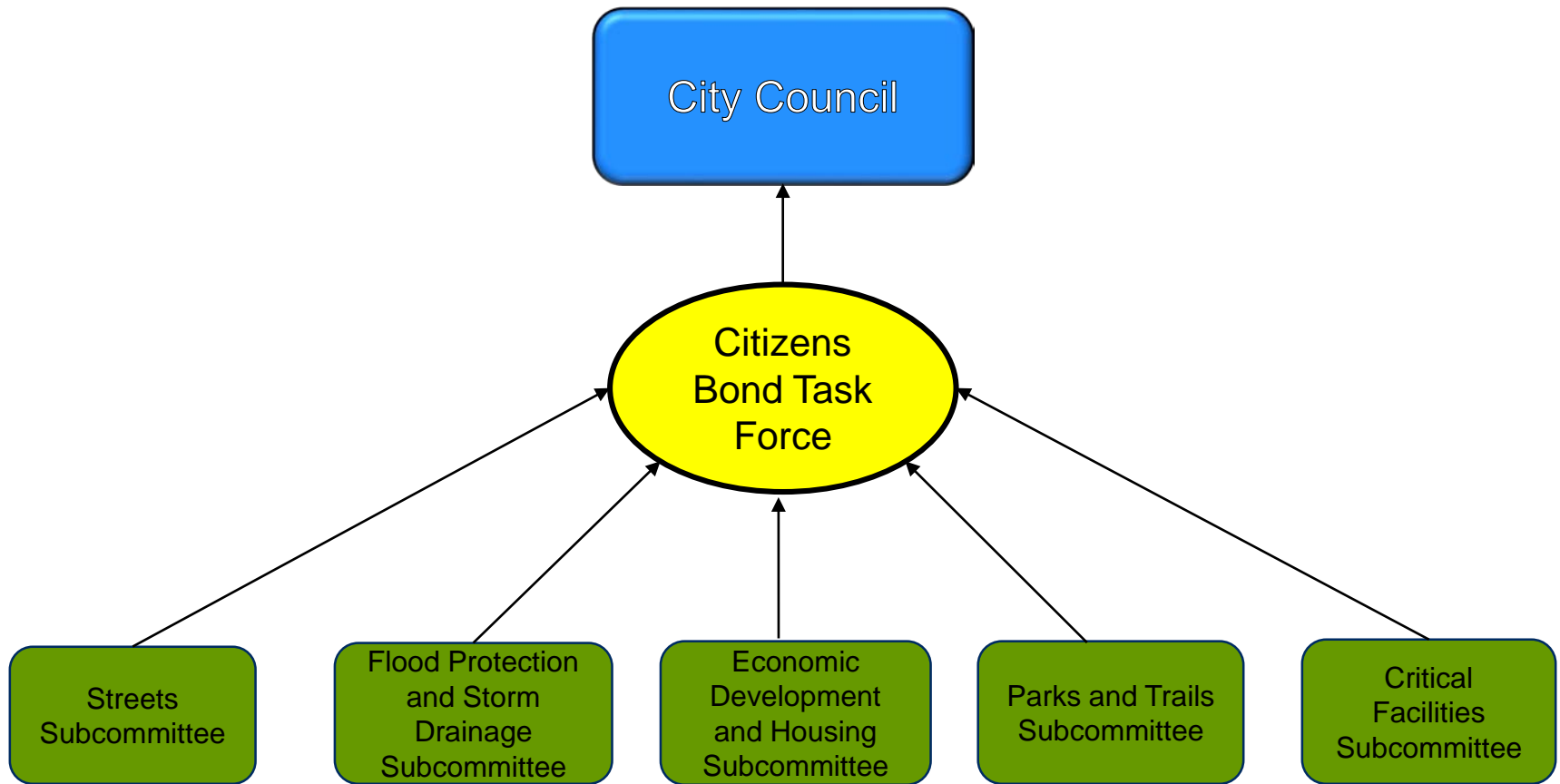
Project Categories



- **District-Specific Projects**
 - Projects that are specific to one district
- Examples:
 - Neighborhood Parks
 - Traffic signals
 - Local Streets and Alleys
 - Local Drainage and Erosion Control Projects

*District-specific project costs will be 100% borne by the district where the project is located

Citizens Bond Task Force and Subcommittees



Citizens Bond Task Force and Subcommittees

- The Citizens Bond Task Force was formed in April 2017
- Citizens Bond Task Force:
 - Assists the City Council in reviewing and selecting projects for the 2017 Capital Bond Program
 - Along with the City Manager, recommends a 2017 Capital Bond Program to the City Council in June 2017
- Technical Subcommittees:
 - Assist the Citizens Bond Task Force and staff to identify and recommend projects for each proposition

Citizens Bond Task Force (CBTF) and Subcommittees Activities

- CBTF met 12 times in April and May, 2017
- Subcommittees met 6 times in April and May, 2017
- CBTF conducted several field trips during that timeframe
 - Facilities
 - Parks
 - Prior Economic Development Projects
 - Flood Control Areas
- City held two public meetings on May 22nd and 25th

| | May 22 nd | May 25 th | Total |
|------------------------|-----------------------|----------------------|-------|
| Citizens Attended | 208 | 220 | 428 |
| Citizens Speaking | 50 | 129 | 179 |
| Comment Cards Received | 160 for both meetings | | |

Priorities for Project Selection Considerations



Protecting life and safety



Addressing system-wide needs



Reducing ongoing maintenance costs



Rehabilitating/reconstructing existing facilities



Leveraging private contributions



Achieving “proportionality” for project distribution and costs for all five propositions amongst districts



Proposition Recommendations

| Proposition | Cost | Percentage |
|-------------------------------------|-----------------|-------------|
| Streets | \$415.2M | 52% |
| Parks and Trails | \$144.3M | 18% |
| Critical Facilities | \$100.2M | 13% |
| Flood Protection and Storm Drainage | \$75.3M | 9% |
| Economic Development and Housing | \$65.0M | 8% |
| TOTAL | \$800.0M | 100% |

Streets Recommendations

| Project Type | Cost |
|------------------------------------|-----------------|
| System-Wide | \$20.8M |
| System-Wide District Participation | \$108.2M |
| District-Specific Projects | \$286.2M* |
| Total | \$415.2M |

* Streets Subcommittee recommended the District Specific Distribution, but voted to have the Council Members select the individual District Projects

System-Wide Streets Recommendations

| Project Type | Cost |
|------------------------------------|-----------------|
| System-Wide | \$20.8M |
| System-Wide District Participation | \$108.2M |
| District-Specific Projects | \$286.2M |
| Total | \$415.2M |

System-Wide Streets Recommendations

| Project Name | Cost |
|---|----------------|
| Traffic Signal Upgrades and Synchronization | \$7.0M |
| Sidewalks (ADA pedestrian ramps and 50/50 Cost Share Program) | \$6.0M |
| City Critical Bridge Repairs | \$3.3M |
| Woody Branch Bridge Repairs (Staff Recommendation) | \$3.0M |
| Transportation Master Plan (Staff Recommendation) | \$1.5M |
| Dynamic Message Signs – Fair Park (Deleted to reach CBTF Recommended \$415M) | \$1.0M |
| Bike Lane Improvements (Deleted to reach CBTF Recommended \$415M) | \$3.3M |
| Total | \$20.8M |

Streets System-Wide District Participation Recommendations

| Project Type | Cost |
|---|-----------------|
| System-Wide | \$20.8M |
| System-Wide District Participation | \$108.2M |
| District-Specific Projects | \$286.2M |
| Total | \$415.2M |



Streets System-Wide District Participation Projects

| Project Name | Cost | Council District |
|--|---------|------------------|
| Riverfront from UPPR tracks to Cadiz | \$4.6M | 1 and 2 |
| Davis Street from Cockrell Hill to | \$4.0M | 1 and 3 |
| Commerce Street from Good Latimer to Exposition | \$9.7M | 2 |
| Garland/Gaston/East Grand Intersection Safety improvements | \$1.1M | 2,9, and 14 |
| 10 th Street/Bottom/Clarendon area infrastructure | \$10.0M | 4 |
| Ewing Ave. From I35 E, to Clarendon | \$6.0M | 4 |
| Military Parkway Complete Street Improvements (Staff Recommendation) | \$5.0M | 5 |
| Pemberton Hill from Great Trinity Forest to Lake June | \$14.0M | 5, 7, and 8 |

Streets System-Wide District Participation Projects

| Project Name | Cost | Council District |
|--|---------|------------------|
| Canada Drive from Westmoreland to Hampton | \$7.6M | 6 |
| Cockrell Hill from La Reunion to Singleton | \$1.9M | 6 |
| Rail Road Crossing Quiet Zones | \$0.54M | 6, 7, and 9 |
| Walnut Hill from Marsh to Midway resurfacing project | \$2.2M | 6 and 13 |
| Forest Lane from Cromwell to March resurfacing project | \$1.1M | 6 and 13 |
| Prairie Creek Bridge over UPPR Tracks | \$9.2M | 7 |
| Dolphin Road from Haskell to Spring | \$2.0M | 7 |

Streets System-Wide District Participation Projects

| Project Name | Cost | Council District |
|---|-----------------|------------------|
| Wheatland Road from City Limits to University Hills | \$1.8M | 8 |
| Casa View Street Improvements (Staff Recommendation) | \$6.3M | 9 |
| SoPAC/Katy Trail Drainage/Erosion Improvements | \$0.68M | 9 |
| LBJ/Skillman Intersection Improvements | \$5.4M | 10 |
| Columbia Ave. Complete Street Improvements (Staff Recommendation) | \$8.0M | 14 |
| McKinney Ave/Cole Two Way Conversion | \$6.0M | 14 |
| US 75/Mockingbird/Lovers Lane Pedestrian Improvements | \$1.1M | 14 |
| Total | \$108.2M | |

Streets District-Specific Projects Recommendations

| Project Type | Cost |
|------------------------------------|------------------|
| System-Wide | \$20.8M |
| System-Wide District Participation | \$108.2M |
| District-Specific Projects | \$286.2M* |
| Total | \$415.2M |

* City Staff is currently meeting with City Council Members to select District Specific Projects



Flood Protection and Storm Drainage Recommendations*

| Project Type | Cost |
|--|----------------|
| Flood Protection | \$65.0M |
| Vinemont Storm Drainage | \$5.6M |
| Erosion Control City-Wide | \$3.3M |
| Voluntary Purchase of Repetitive Flood Loss Properties | \$1.4M |
| Total | \$75.3M |

*All Projects are System-Wide

Flood Protection: Trinity Portland Pump Station and Operations Center

- **Location:** Mexicana Drive in Eagle Ford
- **Project Cost:** \$65M
- **Description:** New 256,000 gallon per minute pump station and sump in West Dallas
- **Watershed:** Turtle Creek - Trinity River (Eagle Ford/Trinity Portland Interior Drainage)
- **Drainage area served:** 8 square miles or 5,120 acres
- **Structures affected:** 93
- **Frequency of flooding:** 5 year
- **Impact:** Provides pumping capacity in area currently without protection; prevents repetitive flooding to 93 structures in neighborhoods, and Loop 12 (~100,000 VPD) Also replace aging Flood Operations Center



Storm Drainage: Vinemont Channel

- **Location:** East of Buckner Blvd and Lake Highlands Drive along Dixon Branch
- **Project Cost:** \$5.6M
- **Watershed:** White Rock Creek-White Rock Lake
- **Drainage area served:** 0.52 square miles
- **Structures affected:** 16
- **Frequency of flooding:** 2 year
- **Description:** New storm drainage diversion system to reduce flooding from the existing undersized concrete-lined channel
- **Impact:** Relieves frequent flooding of 16 repetitive flood loss structures; homes remain in 100-year floodplain of Dixon Branch but would see less frequent flooding during 2- through 10-year floods



Parks and Trails Recommendations

| Project Type | Cost |
|------------------------------------|-----------------|
| System-Wide | \$74.7M |
| System-Wide District Participation | \$46.8M |
| District-Specific Projects | \$22.8M |
| Total | \$144.3M |

Parks and Trails System-Wide Projects

| Project Type | Cost |
|------------------------------------|-----------------|
| System-Wide | \$74.7M |
| System-Wide District Participation | \$46.8M |
| District-Specific Projects | \$22.8M |
| Total | \$144.3M |

Parks and Trails System-Wide Projects



Aquatics Master Plan Implementation

Supplemental funding for Phase 1 Family Aquatic Centers - \$11M

Replace existing Exline Park pool, at the end of its life, with Family Aquatic Center - \$6.2M



Downtown Parks

\$15M

Match funding for Carpenter Park reconstruction



Land Acquisition

\$2.5M

Purchase high priority parcels

Parks and Trails System-Wide Projects



Circuit Trail - The LOOP
\$12M

Match funding for:

- Trinity Forest Spine Trail
- Trinity Skyline Trail Link
- Baker Pump Station Gateway
- Circuit Trail Connection



Northaven Trail
\$2.615M

Match funding for bridge over I-75,
trail head, parking and amenities



**White Rock Lake Stone
Tables**
\$280K

Match funding for historic table
restoration, ADA accessible
parking and other improvements

Parks and Trails System-Wide Projects



Dallas Zoo

\$3.5M

Match funding for parking improvements necessitated by increased visitorship



Dallas Arboretum

\$1M

Match funding for additional rest room facilities necessitated by increased visitorship



Garland Road Sidewalk at the Dallas Arboretum

\$400K

Garland Road sidewalk and/or trail to provide safe pedestrian passage to Arboretum entrances and a connection to the East Lawther White Rock Lake Trail

Parks and Trails System-Wide Projects



Fair Park
\$5M

Major maintenance, including roof repairs/replacements, HVAC systems, structural repairs, renovations, etc.



**Southern Gateway
Green/Deck Park**
\$7.1M

Match funding for structural accommodation of Phase 1 & 2 and deck for Phase 1 for future park development



Bachman Lake Skatepark
\$4M

Phase 1 of skatepark

Parks and Trails System-Wide Projects



White Rock Lake Trail
\$3.5M

Completion of the trail loop from Bath House to Sunset Bay, which replaces deteriorated asphalt trail



Recreation Center Master Plan
\$500K

Study of system to recommend future expansions, replacements, renovations, and new recreation centers and senior centers



City Wide Code/ADA Allowance
\$150K

Allowance to meet Code and the Americans with Disabilities Act (ADA) requirements for park facilities on an as-needed basis

TOTAL SYSTEM-WIDE: \$74.7M

Parks and Trails System-Wide District Participation Projects

| Project Type | Cost |
|---|-----------------|
| System-Wide | \$74.7M |
| System-Wide District Participation | \$46.8M |
| District-Specific Projects | \$22.8M |
| Total | \$144.3M |

Parks and Trails System-Wide District Participation Projects



Crawford Memorial Park – Phase 1
\$7.7M

Implementation of Master Plan, including dam, creation of lake and south loop trail



Midtown Park
\$6M

Match funding for land acquisition, initial plans and implementation of a new park



Kleberg Trail
\$1.2M

Match funding for trail from Crawford Memorial Park to Buckner DART Station

Parks and Trails System-Wide District Participation Projects



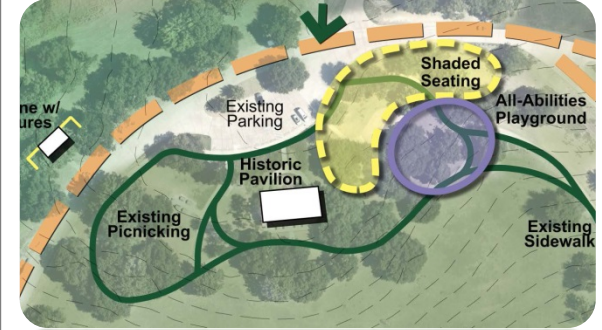
Lake Highlands Trails
\$2.3M

Match funding for trail from Lake Highlands High School to Arbor Park and from Lake Highlands North Park to Watercrest Park at Lake Highlands Town Center



Timberglen Trail
\$4.165M

Land acquisition and trail from Timberglen Park to Prestonridge Trail



Flag Pole Hill – Phase 1
\$400K

Begin implementation of the 2017 Master Plan

Parks and Trails System-Wide District Participation Projects



Flag Pole Hill Playground
\$165K

Match funding for an all-abilities playground to replace existing



Singing Hills Recreation Center – Phase 2
\$8M

Gymnasium addition for replacement recreation center



Bachman Recreation Center
\$3.9M

Interior renovation including reconfiguration of interior spaces, rest room renovation and replacement of finishes

Parks and Trails System-Wide District Participation Projects



**Willie B. Johnson
Recreation Center
(Hamilton Park)**

Gymnasium Addition - \$7.8M
Senior Addition - \$3.8M



**Thurgood Marshall
Recreation Center**
\$1.4M

Interior renovation

**TOTAL SYSTEM -WIDE/ DISTRICT
PARTICIPATION: \$46.8M**

Parks and Trails District-Specific Projects

| Project Type | Cost |
|------------------------------------|-----------------|
| System-Wide | \$74.7M |
| System-Wide District Participation | \$46.8M |
| District-Specific Projects | \$22.8M* |
| Total | \$144.3M |


*Projects involve enhancements to existing parks, site development, park expansions, and land acquisition

Critical Facilities Recommendations

| Project Type | Cost |
|--|-----------------|
| System-Wide Projects | \$ 82.3M |
| System-Wide District-Specific Projects | \$ 17.8M |
| Total | \$100.1M |

Critical Facilities Recommendations

Includes Fire Stations, Police Facilities Security upgrades, Cultural Centers and Recreation Center rehabilitation



Highlights of Critical Facilities Recommendations

- Police

- Addresses the next phase of security enhancements for all seven patrol stations and the Jack Evans Headquarters (\$1.2M)
- Adds additional paved parking at the Southwest patrol station (\$1.2M)
- Addresses electrical deficiencies at the Central patrol station (\$0.15M)

- Fire-Rescue

- Adds a new station at Jim Miller & Loop 12 to address response time in high growth area (Fire-Rescue's top priority) (\$6.9M)
- Replaces Fire Station 36 (63 years old) and Fire Station 46 (56 years old) (\$14.5M)
- Funds rehabilitation (waterproofing, electrical, and mechanical) at 13 stations (\$0.93M)
- Includes interior renovations (kitchens, showers, living quarters) at 15 additional stations (\$1.13M)

Highlights of Critical Facilities Recommendations

- Cultural Facilities

- Funds rehabilitation (ADA, waterproofing, electrical, accessibility, and mechanical) at 10 cultural facilities
- Upgrades fire protection systems at Dallas Museum of Art, Hall of State, and South Dallas Cultural Center

- Libraries – System-wide District Participation

- Replaces Forest Green Branch Library (41 years old) (\$7.7M)
- Adds a new library branch for the Vickery Meadow community (\$7.8M)
- Roofing and plumbing corrections at the J. Erick Jonsson Central Library (\$0.1M)

Economic Development and Housing Recommendations

Project categories include: Mixed Use/Mixed Income Housing, Single Family Housing, Permanent Supportive and Transitional Housing for Homeless Families and Neighborhood Commercial Revitalization

| Category | Cost |
|----------------------|---------|
| Housing | \$50.0M |
| Economic Development | \$15.0M |
| Total | \$65.0M |



Economic Development and Housing Recommendations

| Investment Category | Amount | Uses |
|---|---------|---|
| Mixed Use/Mixed Income Housing | \$30.0M | Gap financing of development costs including acquisition, rehabilitation, soft & hard construction, closing costs |
| Permanent Supportive and Transitional Housing | \$20.0M | |
| Neighborhood Commercial Revitalization | \$15.0M | |

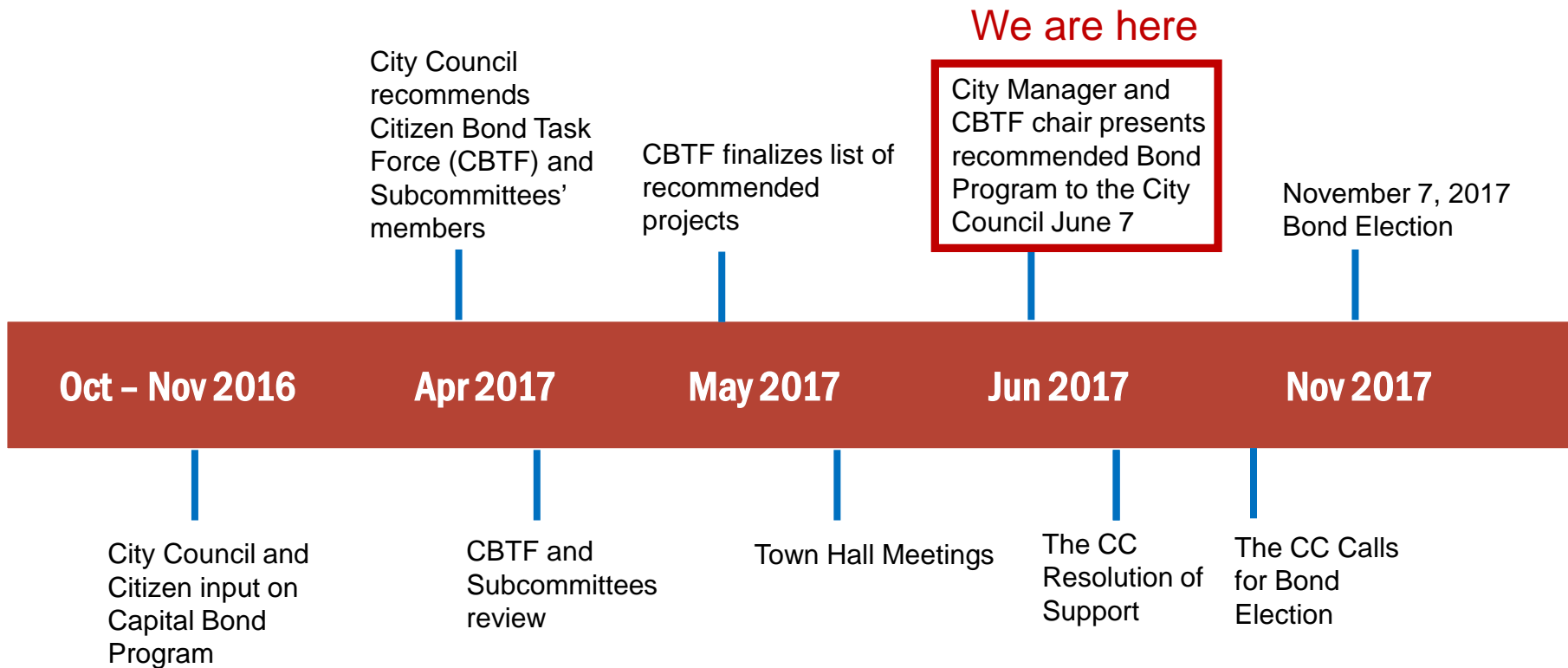
Proposition Funding Amounts to Achieve Proportionality Amongst Districts (in millions)

| Proposition | CD1 | CD2 | CD3 | CD4 | CD5 | CD6 | CD7 | CD8 | CD9 | CD10 | CD11 | CD12 | CD13 | CD14 |
|-------------------------------------|---------|---------|---------|---------|---------|---------|---------|---------|---------|---------|---------|---------|---------|---------|
| Streets | \$30.76 | \$30.37 | \$30.16 | \$31.06 | \$28.63 | \$29.69 | \$30.77 | \$28.61 | \$32.12 | \$24.01 | \$29.63 | \$29.62 | \$28.63 | \$31.17 |
| Parks and Trails | \$8.74 | \$8.74 | \$9.71 | \$8.74 | \$12.85 | \$10.54 | \$8.74 | \$12.43 | \$8.74 | \$15.42 | \$10.66 | \$9.74 | \$8.74 | \$12.80 |
| Critical Facilities | \$6.57 | \$6.72 | \$6.70 | \$6.57 | \$6.73 | \$6.77 | \$6.58 | \$6.62 | \$6.77 | \$10.12 | \$6.73 | \$6.57 | \$10.16 | \$6.57 |
| Flood Protection and Storm Drainage | \$5.38 | \$5.38 | \$5.38 | \$5.38 | \$5.38 | \$5.38 | \$5.38 | \$5.38 | \$5.38 | \$5.38 | \$5.38 | \$5.38 | \$5.38 | \$5.38 |
| Economic Development and Housing | \$4.63 | \$4.63 | \$4.63 | \$4.63 | \$4.63 | \$4.63 | \$4.63 | \$4.63 | \$4.63 | \$4.63 | \$4.63 | \$4.63 | \$4.63 | \$4.63 |
| TOTAL | \$56.08 | \$55.84 | \$56.59 | \$56.38 | \$58.21 | \$56.98 | \$56.10 | \$57.68 | \$57.64 | \$59.56 | \$57.88 | \$56.86 | \$57.54 | \$56.49 |

Guideline:

Total Final District allocations will not deviate from the average amount (\$57.14M per District) by more than 5%

2017 Capital Bond Program Schedule



Next Steps

- Receive City Council feedback on the proposed Bond projects
- Staff will continue to meet with Council Members to:
 - Discuss recommended projects
 - Select Streets District Specific projects
 - Make final changes
- City Council resolution of support for the proposed Bond program allocations on June 28, 2017
- City Council calls for Bond Election in August, 2017
 - Amend June 28, 2017 Resolution as needed in order to call the Bond Election
- Citizens vote on the Bond Program on November 7, 2017

Thank You

Questions/Answers



2017 Capital Bond Program

City Council Briefing
June 7, 2017



City of Dallas

Recommended Systemwide Projects (Additional Staff Recommendations are Highlighted in Green)

| Systemwide projects | CD1 | CD2 | CD3 | CD4 | CD5 | CD6 | CD7 | CD8 | CD9 | CD10 | CD11 | CD12 | CD13 | CD14 | Totals (\$M) |
|--|----------------|----------------|----------------|----------------|----------------|----------------|----------------|----------------|----------------|----------------|----------------|----------------|----------------|----------------|-----------------|
| Traffic Signal Upgrades and Synchronization | \$ 0.50 | \$ 0.50 | \$ 0.50 | \$ 0.50 | \$ 0.50 | \$ 0.50 | \$ 0.50 | \$ 0.50 | \$ 0.50 | \$ 0.50 | \$ 0.50 | \$ 0.50 | \$ 0.50 | \$ 0.50 | \$ 7.00 |
| ADA pedestrian ramps & 50/50 Sidewalk Replacement Cost Share program | \$ 0.43 | \$ 0.43 | \$ 0.43 | \$ 0.43 | \$ 0.43 | \$ 0.43 | \$ 0.43 | \$ 0.43 | \$ 0.43 | \$ 0.43 | \$ 0.43 | \$ 0.43 | \$ 0.43 | \$ 0.43 | \$ 6.00 |
| City Critical Bridge Repairs* | \$ 0.45 | \$ 0.45 | \$ 0.45 | \$ 0.45 | \$ 0.45 | \$ 0.45 | \$ 0.45 | \$ 0.45 | \$ 0.45 | \$ 0.45 | \$ 0.45 | \$ 0.45 | \$ 0.45 | \$ 0.45 | \$ 6.32 |
| Transportation Master Plan** | \$ 0.11 | \$ 0.11 | \$ 0.11 | \$ 0.11 | \$ 0.11 | \$ 0.11 | \$ 0.11 | \$ 0.11 | \$ 0.11 | \$ 0.11 | \$ 0.11 | \$ 0.11 | \$ 0.11 | \$ 0.11 | \$ 1.50 |
| TOTAL | \$ 1.49 | \$ 1.49 | \$ 1.49 | \$ 1.49 | \$ 1.49 | \$ 1.49 | \$ 1.49 | \$ 1.49 | \$ 1.49 | \$ 1.49 | \$ 1.49 | \$ 1.49 | \$ 1.49 | \$ 1.49 | \$ 20.82 |

Systemwide District Participation (Total by 50% charged to District & 50% distributed among remaining Districts)

| | CD1 | CD2 | CD3 | CD4 | CD5 | CD6 | CD7 | CD8 | CD9 | CD10 | CD11 | CD12 | CD13 | CD14 | Systemwide DP |
|---|-----------|-----------|-----------|-----------|-----------|-----------|-----------|-----------|-----------|-----------|-----------|-----------|-----------|-----------|---------------|
| Forest from Cromwell to Marsh resurfacing project | \$ 0.0467 | \$ 0.0467 | \$ 0.0467 | \$ 0.0467 | \$ 0.0467 | \$ 0.2800 | \$ 0.0467 | \$ 0.0467 | \$ 0.0467 | \$ 0.0467 | \$ 0.0467 | \$ 0.0467 | \$ 0.2800 | \$ 0.0467 | \$ 1.12 |
| Garland/Gaston/East Grand intersection safety improvements | \$ 0.0477 | \$ 0.1750 | \$ 0.0477 | \$ 0.0477 | \$ 0.0477 | \$ 0.0477 | \$ 0.0477 | \$ 0.0477 | \$ 0.1750 | \$ 0.0477 | \$ 0.0477 | \$ 0.0477 | \$ 0.0477 | \$ 0.1750 | \$ 1.05 |
| Davis Street from Cockrell Hill to Clinton Ave | \$ 1.0000 | \$ 0.1667 | \$ 1.0000 | \$ 0.1667 | \$ 0.1667 | \$ 0.1667 | \$ 0.1667 | \$ 0.1667 | \$ 0.1667 | \$ 0.1667 | \$ 0.1667 | \$ 0.1667 | \$ 0.1667 | \$ 0.1667 | \$ 4.00 |
| Riverfront from UPRR tracks to Cadiz | \$ 0.7667 | \$ 0.7667 | \$ 0.2091 | \$ 0.2091 | \$ 0.2091 | \$ 0.7667 | \$ 0.2091 | \$ 0.2091 | \$ 0.2091 | \$ 0.2091 | \$ 0.2091 | \$ 0.2091 | \$ 0.2091 | \$ 0.2091 | \$ 4.60 |
| Wheatland Road From City Limit to University Hills | \$ 0.0692 | \$ 0.0692 | \$ 0.0692 | \$ 0.0692 | \$ 0.0692 | \$ 0.0692 | \$ 0.0692 | \$ 0.9000 | \$ 0.0692 | \$ 0.0692 | \$ 0.0692 | \$ 0.0692 | \$ 0.0692 | \$ 0.0692 | \$ 1.80 |
| Dolphin Road from Haskell to Spring | \$ 0.0769 | \$ 0.0769 | \$ 0.0769 | \$ 0.0769 | \$ 0.0769 | \$ 0.0769 | \$ 1.0000 | \$ 0.0769 | \$ 0.0769 | \$ 0.0769 | \$ 0.0769 | \$ 0.0769 | \$ 0.0769 | \$ 0.0769 | \$ 2.00 |
| McKinney/Cole two-way conversion project | \$ 0.2308 | \$ 0.2308 | \$ 0.2308 | \$ 0.2308 | \$ 0.2308 | \$ 0.2308 | \$ 0.2308 | \$ 0.2308 | \$ 0.2308 | \$ 0.2308 | \$ 0.2308 | \$ 0.2308 | \$ 0.2308 | \$ 3.0000 | \$ 6.00 |
| Walnut Hill from Marsh to Midway resurfacing project | \$ 0.0917 | \$ 0.0917 | \$ 0.0917 | \$ 0.0917 | \$ 0.0917 | \$ 0.5500 | \$ 0.0917 | \$ 0.0917 | \$ 0.0917 | \$ 0.0917 | \$ 0.0917 | \$ 0.0917 | \$ 0.5500 | \$ 0.0917 | \$ 2.20 |
| Rail Road Crossing Quiet Zones | \$ 0.0245 | \$ 0.0245 | \$ 0.0245 | \$ 0.0245 | \$ 0.0245 | \$ 0.0900 | \$ 0.0900 | \$ 0.0245 | \$ 0.0900 | \$ 0.0245 | \$ 0.0245 | \$ 0.0245 | \$ 0.0245 | \$ 0.0245 | \$ 0.54 |
| US75/Mockingbird/Lovers Lane pedestrian improvements | \$ 0.0423 | \$ 0.0423 | \$ 0.0423 | \$ 0.0423 | \$ 0.0423 | \$ 0.0423 | \$ 0.0423 | \$ 0.0423 | \$ 0.0423 | \$ 0.0423 | \$ 0.0423 | \$ 0.0423 | \$ 0.0423 | \$ 0.5500 | \$ 1.10 |
| Cockrell Hill from La Reunion to Singleton | \$ 0.0731 | \$ 0.0731 | \$ 0.0731 | \$ 0.0731 | \$ 0.0731 | \$ 0.9500 | \$ 0.0731 | \$ 0.0731 | \$ 0.0731 | \$ 0.0731 | \$ 0.0731 | \$ 0.0731 | \$ 0.0731 | \$ 0.0731 | \$ 1.90 |
| Pemberton Hill from Great Trinity Forest to Lake June | \$ 0.6364 | \$ 0.6364 | \$ 0.6364 | \$ 0.6364 | \$ 2.3333 | \$ 0.6364 | \$ 2.3333 | \$ 2.3333 | \$ 0.6364 | \$ 0.6364 | \$ 0.6364 | \$ 0.6364 | \$ 0.6364 | \$ 0.6364 | \$ 14.00 |
| Canada Drive from Westmoreland to Hampton | \$ 0.2923 | \$ 0.2923 | \$ 0.2923 | \$ 0.2923 | \$ 0.2923 | \$ 3.8000 | \$ 0.2923 | \$ 0.2923 | \$ 0.2923 | \$ 0.2923 | \$ 0.2923 | \$ 0.2923 | \$ 0.2923 | \$ 0.2923 | \$ 7.60 |
| SoPAC/Katy Trail drainage/erosion improvements | \$ 0.0262 | \$ 0.0262 | \$ 0.0262 | \$ 0.0262 | \$ 0.0262 | \$ 0.0262 | \$ 0.0262 | \$ 0.0262 | \$ 0.3400 | \$ 0.0262 | \$ 0.0262 | \$ 0.0262 | \$ 0.0262 | \$ 0.0262 | \$ 0.68 |
| Commerce Street from Good Latimer to Exposition | \$ 0.3731 | \$ 4.8500 | \$ 0.3731 | \$ 0.3731 | \$ 0.3731 | \$ 0.3731 | \$ 0.3731 | \$ 0.3731 | \$ 0.3731 | \$ 0.3731 | \$ 0.3731 | \$ 0.3731 | \$ 0.3731 | \$ 0.3731 | \$ 9.70 |
| Prairie Creek bridge over UPRR tracks | \$ 0.3538 | \$ 0.3538 | \$ 0.3538 | \$ 0.3538 | \$ 0.3538 | \$ 0.3538 | \$ 4.6000 | \$ 0.3538 | \$ 0.3538 | \$ 0.3538 | \$ 0.3538 | \$ 0.3538 | \$ 0.3538 | \$ 0.3538 | \$ 9.20 |
| 10th Street/Bottom/Clarendon area infrastructure improvements | \$ 0.3846 | \$ 0.3846 | \$ 0.3846 | \$ 5.0000 | \$ 0.3846 | \$ 0.3846 | \$ 0.3846 | \$ 0.3846 | \$ 0.3846 | \$ 0.3846 | \$ 0.3846 | \$ 0.3846 | \$ 0.3846 | \$ 0.3846 | \$ 10.00 |
| LBJ/Skillman Interchange | \$ 0.2077 | \$ 0.2077 | \$ 0.2077 | \$ 0.2077 | \$ 0.2077 | \$ 0.2077 | \$ 0.2077 | \$ 0.2077 | \$ 0.2077 | \$ 2.7000 | \$ 0.2077 | \$ 0.2077 | \$ 0.2077 | \$ 0.2077 | \$ 5.40 |
| Ewing Ave | \$ 0.2308 | \$ 0.2308 | \$ 0.2308 | \$ 3.0000 | \$ 0.2308 | \$ 0.2308 | \$ 0.2308 | \$ 0.2308 | \$ 0.2308 | \$ 0.2308 | \$ 0.2308 | \$ 0.2308 | \$ 0.2308 | \$ 0.2308 | \$ 6.00 |
| Casa View*** | \$ 0.2423 | \$ 0.2423 | \$ 0.2423 | \$ 0.2423 | \$ 0.2423 | \$ 0.2423 | \$ 0.2423 | \$ 0.2423 | \$ 3.1500 | \$ 0.2423 | \$ 0.2423 | \$ 0.2423 | \$ 0.2423 | \$ 0.2423 | \$ 6.30 |
| Columbia Ave Complete Street Improvements*** | \$ 0.3077 | \$ 0.3077 | \$ 0.3077 | \$ 0.3077 | \$ 0.3077 | \$ 0.3077 | \$ 0.3077 | \$ 0.3077 | \$ 0.3077 | \$ 0.3077 | \$ 0.3077 | \$ 0.3077 | \$ 0.3077 | \$ 4.0000 | \$ 8.00 |
| Military Parkway Complete Street Improvements*** | \$ 0.1923 | \$ 0.1923 | \$ 0.1923 | \$ 0.1923 | \$ 2.5000 | \$ 0.1923 | \$ 0.1923 | \$ 0.1923 | \$ 0.1923 | \$ 0.1923 | \$ 0.1923 | \$ 0.1923 | \$ 0.1923 | \$ 0.1923 | \$ 5.00 |

| | | | | | | | | | | | | | | | |
|---|------------------|------------------|------------------|-------------------|------------------|-------------------|-------------------|------------------|------------------|------------------|------------------|------------------|------------------|-------------------|------------------|
| Total Received Systemwide District Participation | \$ 5.7167 | \$ 9.4876 | \$ 5.1591 | \$ 11.7104 | \$ 8.3305 | \$ 10.0251 | \$ 11.2575 | \$ 6.8535 | \$ 7.7401 | \$ 6.8181 | \$ 4.3258 | \$ 4.3258 | \$ 5.0175 | \$ 11.4223 | \$ 108.19 |
|---|------------------|------------------|------------------|-------------------|------------------|-------------------|-------------------|------------------|------------------|------------------|------------------|------------------|------------------|-------------------|------------------|

| | | | | | | | | | | | | | | | |
|---|-----------------|-----------------|-----------------|-----------------|-----------------|-----------------|-----------------|-----------------|-----------------|-----------------|-----------------|-----------------|-----------------|-----------------|------------------|
| Traffic Signals (Actual Amounts - 50%/50% does not apply) | \$ 1.2900 | \$ 0.6300 | \$ 2.7400 | \$ 1.1600 | \$ 2.3600 | \$ 1.2900 | \$ 0.7600 | \$ 2.4700 | \$ 1.6900 | \$ 0.9000 | \$ 0.3700 | \$ 0.1000 | \$ 0.6300 | \$ 1.9600 | \$ 18.35 |
| Streets Systemwide + Systemwide Dist Participation + Traffic Signals | \$ 8.49 | \$ 11.60 | \$ 9.39 | \$ 14.36 | \$ 12.18 | \$ 12.80 | \$ 13.50 | \$ 10.81 | \$ 10.92 | \$ 9.21 | \$ 6.18 | \$ 5.91 | \$ 7.13 | \$ 14.87 | \$ 147.36 |
| Districtwide Allocation | \$ 22.27 | \$ 18.77 | \$ 20.77 | \$ 16.70 | \$ 16.45 | \$ 16.87 | \$ 17.27 | \$ 17.80 | \$ 21.20 | \$ 14.80 | \$ 23.45 | \$ 23.71 | \$ 21.50 | \$ 16.30 | \$ 267.86 |
| Total Received for Streets All Districts | \$ 30.76 | \$ 30.37 | \$ 30.16 | \$ 31.06 | \$ 28.63 | \$ 29.67 | \$ 30.77 | \$ 28.61 | \$ 32.12 | \$ 24.01 | \$ 29.63 | \$ 29.62 | \$ 28.63 | \$ 31.17 | \$ 415.22 |

Notes for Staff's added Recommendations:

* The City Critical Bridge Program in the Streets Proposition, highlighted in green above, was increased by \$3.02M to add the Woody Branch Bridge at Redbird Lane from the Flood Protection and Storm Drainage Proposition, and the Flood Protection and Storm Drainage Proposition was increase by \$3.02M for a Citywide Erosion Control project.

** The Transportation Master Plan is added by staff for \$1.5M

*** Three Systemwide District Participation projects (highlighted in green) are added by staff totaling \$19.3M.