

RECEIVED

BUDGET, FINANCE & AUDIT COMMITTEE

DALLAS CITY COUNCIL COMMITTEE AGENDA

2016 JUN 16 PM 3:48

CITY SECRETARY
DALLAS, TEXAS

MONDAY, JUNE 20, 2016
CITY HALL
COUNCIL BRIEFING ROOM, 6ES
1500 MARILLA
DALLAS, TEXAS 75201
1:00 P.M. – 2:30 P.M.

Chair, Councilmember Jennifer S. Gates
Vice-Chair, Councilmember Philip T. Kingston
Deputy Mayor Pro Tem Erik Wilson
Councilmember Rickey D. Callahan
Councilmember Scott Griggs
Councilmember Lee M. Kleinman

Call to Order

1. Consideration of the minutes from the June 6, 2016 Budget, Finance and Audit Committee meeting

BRIEFINGS

2. Study of Fees for Service
Jack Ireland, Director
Office of Financial Services
3. Overview of Contract for Graphic Design Services
Mike Frosch, Director
Department of Business Development and Procurement Services
4. 2017 Bond Program Development
Possible Revision to Financial Management Performance Criteria
Jeanne Chipperfield, Chief Financial Officer
5. Bond Fund Uses, Savings and Reprogramming
Rick Galceran, Director
Public Works
6. FY 2015 Sunset Review Status Update
Jack Ireland, Director
Office of Financial Services

FYI:

7. April 2016 Financial Forecast Report

UPCOMING AGENDA ITEMS

June 22, 2016 City Council Meeting

- A. Agenda Item #2: Authorize a three-year service contract for volunteer coordination services with background checks - VolunteerNow, only proposer - Not to exceed \$343,350 - Financing: Current Funds (subject to annual appropriations)
- B. Agenda Item #4: Authorize a one-year service contract for cloud services subscription for the IBM Tririga software for a citywide capital management system - IBM Corporation, through the Department of Information Resources, State of Texas Cooperative - Not to exceed \$298,800 - Financing: Current Funds (subject to appropriations)
- C. Agenda Item #5: Authorize a three-year service contract for the implementation of IBM Tririga software for a citywide capital management system – eCIFM Solutions, Inc., most advantageous proposer of six - Not to exceed \$549,125 - Financing: Current Funds (subject to annual appropriations)
- D. Agenda Item #6: Authorize a three-year service contract, with a two-year renewal option, for legal document reproduction services - Delphi Legal Technologies, Inc., most advantageous proposer of seven - Not to exceed \$115,667 - Financing: Current Funds (subject to annual appropriations)
- E. Agenda Item #8: Authorize a five-year subscription service contract for access to a web-based investigative subscription to assist Police in locating individuals involved in criminal and terrorism activities - TransUnion distributed by Carahsoft Technology Corp through The Cooperative Purchasing Network - Not to exceed \$679,401 - Financing: Current Funds (subject to annual appropriations)
- F. Agenda Item #9: Authorize an acquisition contract for the purchase and installation of one laboratory analyzer (gas chromatograph mass spectrometer) for analytical laboratory testing for Water Utilities - All Business Machines, Inc. dba AttainIt, through the Texas SmartBuy - Not to exceed \$136,878 - Financing: Water Utilities Current Funds
- G. Agenda Item #10: Authorize the purchase of one ozone generator – Xylem Water Solutions USA, Inc., only bidder – Not to exceed \$561,658 – Financing: Water Utilities Capital Construction Funds
- H. Agenda Item #11: Authorize the purchase of (1) twenty three pieces of fleet vehicles and equipment - Hudson Bus Sales, LLC in the amount of \$2,665,662 and Metro Fire Apparatus Specialists, Inc. in the amount of \$7,053,525, through the Houston-Galveston Area Council of Governments; (2) one pumper truck - Brasada Ford, Ltd. in the amount of \$151,750 through the Texas Multiple Award Schedule; and (3) one excavator with mower attachment - Landmark Equipment, Inc. in the amount of \$107,399 through the Texas Association of School Boards - Total not to exceed \$9,978,336 - Financing: Municipal Lease Agreement Funds (\$9,321,400), Aviation Current Funds (\$549,537) and Stormwater Drainage Management Current Funds (\$107,399)

- I. Agenda Item #12: Authorize a three-year master agreement for liquid carbon dioxide to be used in the water purification process - Ethanol Products, LLC, lowest responsible bidder of two - Not to exceed \$999,800 - Financing: Water Utilities Current Funds
- J. Draft Addendum Item: Authorize Supplemental Agreement No. 9 to the contract with Xerox State and Local Solutions, Inc. (formerly ACS State and Local Solutions, Inc.) to extend the contract term from August 3, 2016 through September 14, 2016 for services related to meter operations and a parking management information system - Estimated Net Parking Revenue: \$937,500
- K. Draft Addendum Item: Authorize (1) acceptance of the 2016-17 Veterans Treatment Court Grant from the Texas Veterans Commission's Fund for Veteran's Assistance for expansion of the South Oak Cliff Community Court to include the South Oak Cliff Veterans Treatment Court project for the period July 1, 2016 through June 30, 2017; (2) approval of creating two new full-time positions to execute the proposed project; and (3) execution of the grant agreement - Not to exceed \$300,000 - Financing: Texas Veterans Commission Grant Funds

Adjourn


Jennifer S. Gates, Chair
Budget, Finance & Audit Committee

A closed executive session may be held if the discussion of any of the above agenda items concerns one of the following:

1. Contemplated or pending litigation, or matters where legal advice is requested of the City Attorney. Section 551.071 of the Texas Open Meetings Act.
2. The purchase, exchange, lease or value of real property, if the deliberation in an open meeting would have a detrimental effect on the position of the City in negotiations with a third person. Section 551.072 of the Texas Open Meetings Act.
3. A contract for a prospective gift or donation to the City, if the deliberation in an open meeting would have a detrimental effect on the position of the City in negotiations with a third person. Section 551.073 of the Texas Open Meetings Act.
4. Personnel matters involving the appointment, employment, evaluation, reassignment, duties, discipline or dismissal of a public officer or employee or to hear a complaint against an officer or employee. Section 551.074 of the Texas Open Meetings Act.
5. The deployment, or specific occasions for implementation of security personnel or devices. Section 551.076 of the Texas Open Meetings Act.
6. Deliberations regarding economic development negotiations. Section 551.087 of the Texas Open Meetings Act.

"Pursuant to Section 30.06, Penal Code (trespass by license holder with a concealed handgun), a person licensed under Subchapter H, Chapter 411, Government Code (handgun licensing law), may not enter this property with a concealed handgun."

"De acuerdo con la sección 30.06 del código penal (ingreso sin autorización de un titular de una licencia con una pistola oculta), una persona con licencia según el subcapítulo h, capítulo 411, código del gobierno (ley sobre licencias para portar pistolas), no puede ingresar a esta propiedad con una pistola oculta."

"Pursuant to Section 30.07, Penal Code (trespass by license holder with an openly carried handgun), a person licensed under Subchapter H, Chapter 411, Government Code (handgun licensing law), may not enter this property with a handgun that is carried openly."

"De acuerdo con la sección 30.07 del código penal (ingreso sin autorización de un titular de una licencia con una pistola a la vista), una persona con licencia según el subcapítulo h, capítulo 411, código del gobierno (ley sobre licencias para portar pistolas), no puede ingresar a esta propiedad con una pistola a la vista."

Budget, Finance & Audit Committee

Meeting Record

Meeting Date: June 6, 2016

Convened: 1:00 pm

Adjourned: 2:58 pm

Committee Members Present:

Jennifer S. Gates, Chair
Philip T. Kingston, Vice-Chair

Rickey D. Callahan
Lee M. Kleinman

Scott Griggs
Eric Wilson

Committee Members Absent:

N/A

Other Council Members Present:

Carolyn King Arnold
Tiffinni Young

Staff Present:

Jeanne Chipperfield
Craig D. Kinton
Michael Frosch
Stephanie Cooper
Sarah Standifer
Cliff Gillespie
David Fisher

Akilah McLaughlin
Lance Sehorn
Errick Thompson
Jack Ireland
Mark McDaniel
Chris Bowers
Obeng Opoku-
Acheampong

Brittany Burell
Edward Scott
Jing Xiao
Les Studdard
Jennifer Cottingham
Rick Galceran
Daniel Genz

Carol Smith
Jody Puckett
Milton Brooks
Clinton Lawrence
Zaida Basora
Barbara McAninch

Others Present:

N/A

AGENDA:

Call to Order

1. Consideration of the May 16, 2016 Minutes

Presenter(s):

Information Only:

Action Taken/Committee Recommendation(s):

A motion was made to approve the May 16, 2016 minutes. Motion passed unanimously.

Motion made by: Lee Kleinman

Motion seconded by: Rickey Callahan

2. Communications Related to the Fiscal Year 2015 Audit

Presenter(s): Dan Barron, Partner, Grant Thornton, LLP

Information Only:

Action Taken/Committee Recommendation(s):

Motion made by: N/A

Motion seconded by: N/A

Budget, Finance & Audit Committee

Meeting Record

3. **Mill Creek/ Peaks Branch/ State Thomas Drainage Relief Tunnel**

Presenter(s): Sarah Standifer, Director, Trinity Watershed Management

Information Only:

Action Taken/Committee Recommendation(s):

A motion was made to reject all bids and rebid the project. Motion passed on divided vote.

Motion made by: Philip Kingston

Motion seconded by: Erik Wilson

4. **Bond Fund Uses, Savings and Reprogramming**

Presenter(s): Rick Galceran, Director, Public Works

Information Only:

Action Taken/Committee Recommendation(s):

Motion made by:

Motion seconded by:

5. **Fiscal Year 2015 Budget vs Actual End of Year Report**

Presenter(s):

Information Only: X

Action Taken/Committee Recommendation(s):

Motion made by: N/A

Motion seconded by: N/A

UPCOMING AGENDA ITEMS:

June 15, 2016 City Council Meeting

- A. Authorize a service contract to upgrade the electronic video scoreboard at the Cotton Bowl - Daktronic, Inc., through the Texas Association of School Boards (Buyboard) - Not to exceed \$83,000 - Financing: Fair Park Maintenance Funds (subject to appropriations)**

A motion was made to forward to the City Council on Wednesday, June 15, 2016. Motion passed on unanimous vote.

Motion made by: Erik Wilson

Motion seconded by: Rickey Callahan

Budget, Finance & Audit Committee

Meeting Record

- B. Authorize a one-year service contract for janitorial services at the Office of Cultural Affairs facilities - TIBH Industries, Inc. - Not to exceed \$890,544 - Financing: Current Funds (\$883,496) and Municipal Radio Current Funds (\$7,048) (subject to annual appropriations)**

A motion was made to forward to the City Council on Wednesday, June 15, 2016. Motion passed on unanimous vote.

Motion made by: Erik Wilson

Motion seconded by: Rickey Callahan

- C. Authorize a three-year service contract to provide storage, hauling and disposal of excavated material - Green Planet, Inc., most advantageous proposer of five - Not to exceed \$667,200 - Financing: Water Utilities Current Funds (subject to annual appropriations)**

A motion was made to forward to the City Council on Wednesday, June 15, 2016. Motion passed on unanimous vote.

Motion made by: Erik Wilson

Motion seconded by: Rickey Callahan

- D. Authorize a three-year service contract for repair and overhaul services for pumps - Evans Enterprises, Inc. in the amount of \$2,140,835, Allen's Electric Motor Service, Inc. in the amount of \$1,483,840 and Anytime Pump Service Company dba CIE in the amount of \$586,225, lowest responsible bidders of four - Total not to exceed \$4,210,900 - Financing: Current Funds (\$161,070), Water Utilities Current Funds (\$3,734,355) and Stormwater Drainage Management Current Funds (\$315,475) (subject to annual appropriations)**

A motion was made to forward to the City Council on Wednesday, June 15, 2016. Motion passed on unanimous vote.

Motion made by: Erik Wilson

Motion seconded by: Rickey Callahan

- E. A public hearing to receive comments on the proposed change of use for property located at 138 West Davis Street purchased with Community Development Block Grant (CDBG) funds from the U.S. Department of Housing and Urban Development; and, at the close of the public hearing, authorize approval of the change of use and voluntary refund of CDBG funds to be used for other eligible purposes in the future - Financing: No cost consideration to the City**

A motion was made to forward to the City Council on Wednesday, June 15, 2016. Motion passed on unanimous vote.

Motion made by: Erik Wilson

Motion seconded by: Rickey Callahan

Budget, Finance & Audit Committee

Meeting Record

- F. Authorize a twenty-four-month service contract for job order contracting services with Restoration Specialists, dba RS Commercial Construction - Not to exceed \$6,314,700 - Financing: Current Funds (subject to annual appropriations)**

A motion was made to forward to the City Council on Wednesday, June 22, 2016. Motion passed on unanimous vote.

Motion made by: Erik Wilson

Motion seconded by: Rickey Callahan

Adjourn

Jennifer S. Gates, Chair
Budget, Finance & Audit Committee

DRAFT

Memorandum



CITY OF DALLAS

DATE June 17, 2016

TO Honorable Members of the Budget, Finance & Audit Committee: Jennifer S. Gates (Chair), Philip T. Kingston (Vice Chair), Erik Wilson, Rickey D. Callahan, Scott Griggs, Lee M. Kleinman

SUBJECT Study of Fees for Service

On Monday, June 20, 2016, the Budget, Finance & Audit Committee will be briefed on the "Study of Fees for Service". The briefing is attached for your review.

Please let me know if you need additional information.


Jeanne Chipperfield
Chief Financial Officer

Attachment

cc: Honorable Mayor and Members of the City Council
AC Gonzalez, City Manager
Christopher D. Bowers, Interim City Attorney
Craig D. Kinton, City Auditor
Rosa A. Rios, City Secretary
Daniel F. Solis, Administrative Judge
Ryan S. Evans, First Assistant City Manager

Eric D. Campbell, Assistant City Manager
Jill A. Jordan, P.E., Assistant City Manager
Mark McDaniel, Assistant City Manager
Joey Zapata, Assistant City Manager
Sana Syed, Public Information Officer
Elsa Cantu, Assistant to the City Manager – Mayor & Council

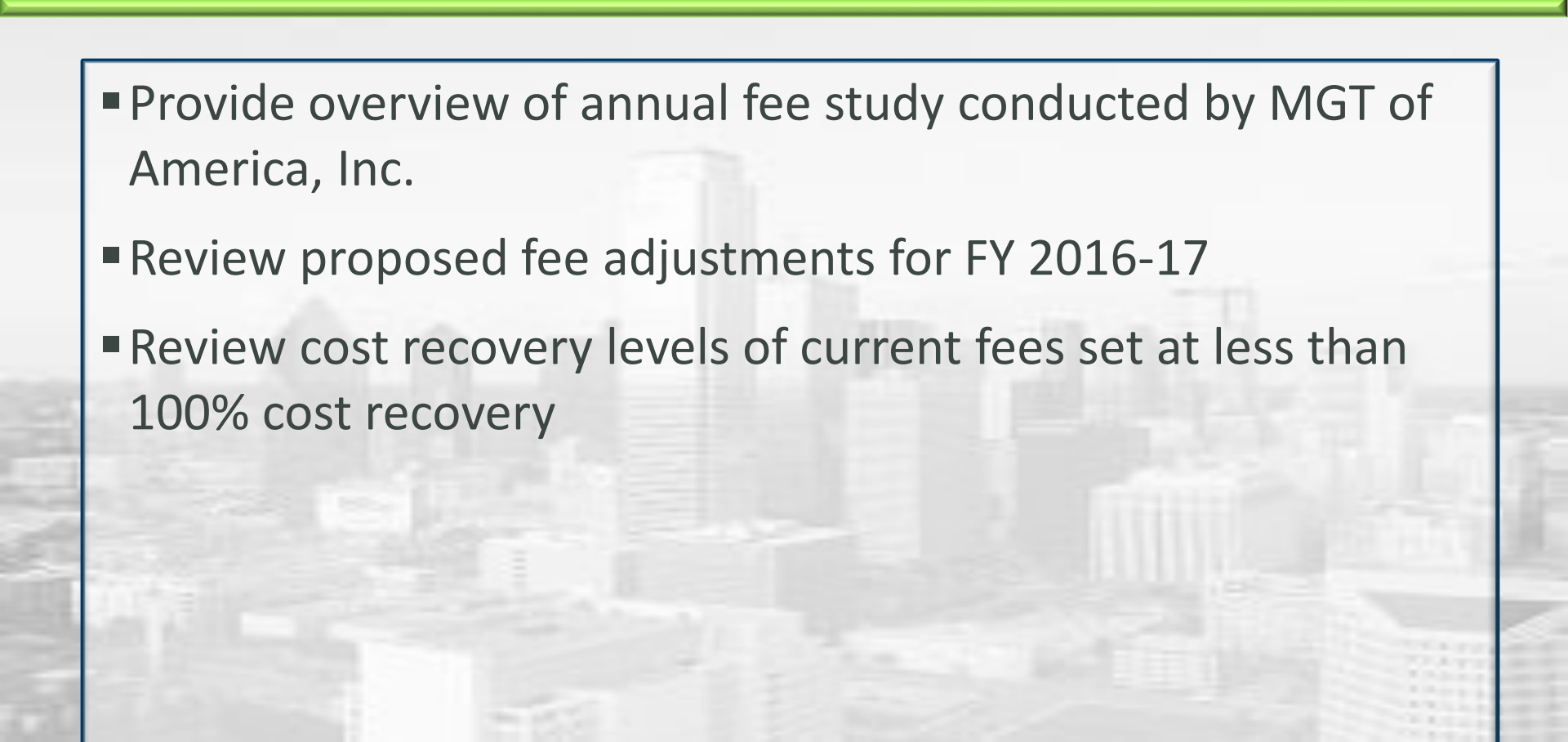
Study of Fees for Service

Budget, Finance and Audit Committee
June 20, 2016



Outline

A dark, high-contrast photograph of a city skyline at night, with numerous skyscrapers illuminated by lights. The image is positioned at the top of the slide, above a green horizontal bar.

- Provide overview of annual fee study conducted by MGT of America, Inc.
 - Review proposed fee adjustments for FY 2016-17
 - Review cost recovery levels of current fees set at less than 100% cost recovery
- 
- A grayscale, slightly blurred photograph of a city skyline, showing various buildings and skyscrapers. This image serves as a background for the main content area of the slide.

Background

- The City's Financial Management Performance Criteria (FMPC) #15 requires:
 - An annual review of selected fees and charges to be conducted to determine the extent to which the full cost of associated services is being recovered
 - Fees and charges to be reviewed at least once every four years
- City contracted with MGT of America, Inc. for fee/cost recovery study
 - FY 2015-16 is MGT's 4th year as City's consultant

FY 2015-16 Fee Study

- Current fee study includes following departments:

- Library – 66 fees
- Sanitation – 10 fees
- Sustainable Development – 61 fees

*Code Compliance is conducting a separate fee study to analyze new Single-Family Rental Properties Program

- Study is comprised of hourly rates of staff providing service and time spent to provide service
- Total cost is recognized as sum of direct cost together with a proportionated share of allowable indirect costs
- MGT calculated cost of providing each service, both on per-unit and total annual basis

FY 2015-16 Fee Study

- Consultant's focus is on cost and time allocation
- Staff recommendations also consider:
 - Market comparisons
 - Incenting behavior
 - Price elasticity
 - Council priorities
 - Magnitude of increase

FY 2015-16 Fee Study – Library

- Cost centers and programs included in FY 2015-16 fee study:
 - Circulation
 - Central Library room rentals
 - Branch Library room rentals
- Combined cost recovery level for Library fees is 85%
- No proposed fee adjustment
 - Circulation fees are set at a rate to encourage use of libraries
 - Room rental fees are market priced and not driven by cost (Library staff have determined that rates are competitively set as is and encourage use)

FY 2015-16 Fee Study – Sanitation

- Cost centers and programs included in FY 2015-16 fee study:
 - Residential
 - Commercial
 - Animal pick up fees
- Combined cost recovery level for studied fees is 97%
 - Full cost recovery once extra cart and recycling revenues are included
- Sanitation Department's proposed fees are determined using an internal fee/revenue methodology that is reviewed by City Auditor's Office annually
- Consultant's fee study serves as an additional independent review to ensure that City is not over-recovering on Sanitation's fees

FY 2015-16 Fee Study – Sanitation

- Current projections will require \$1.53 per month increase in sanitation fee from \$22.79 to \$24.32 per month
 - Fee increase due primarily to:
 - Increase in day labor contract
 - Step-up in franchise fee from 1% to 2% for street/alley maintenance
 - Decline in revenues from sale of recyclables (commodity price reductions)
 - Other expenses such as fleet, fuel, IT, pension, etc. have not yet been factored into cost of service
- Gate rate at McCommas Bluff landfill is still under review for adjustment

FY 2015-16 Fee Study – Sustainable Development and Construction Services

- Cost centers and programs included in FY 2015-16 fee study:
 - Engineering (Enterprise Fund)
 - Zoning (Enterprise Fund)
 - Historic Preservation (General Fund)
- Combined cost recovery level for engineering and zoning fees is 51%
 - Fees set to remain competitive with area cities on pre-development applications
- Combined cost recovery level for historic preservation fees is 0%
 - Fees set to reflect council priorities to encourage preservation
- Proposed fee adjustments will increase enterprise fund revenue by \$90K

FY 2015-16 Fee Study – Summary

- Library – no revenue impact
- Sanitation – no revenue impact to General Fund
- Sustainable Development – no revenue impact to General Fund

A nighttime photograph of a city skyline, featuring a prominent skyscraper on the left side. The building is illuminated, and the city lights are visible in the background. The image is used as a background for the slide.

Current Cost Recovery Levels Set at less than 100%

**Budget, Finance and Audit Committee
June 20, 2016**

Cost Recovery Levels

- As mentioned, departments consider several factors other than cost when setting fees such as:
 - Market analysis
 - Community-wide benefits vs individual benefits
 - Etc.
- Fees within following departments are currently set at less than 100% cost recovery based on most recent fee studies:
 - Library (discussed earlier)
 - Code Compliance
 - Parks and Recreation
 - Dallas Fire Rescue

Code Compliance Fees

- Fees set below cost recovery are primarily in Dallas Animal Services
 - Fees such as adoption and surgery fees are set below full cost recovery to encourage adoptions and spay/neuter services
- Other fees such as garage sale and group housing permit fees are set below full cost recovery to encourage participation and compliance

Parks and Recreation Fees

- Fees such as field rentals and pool admissions have historically been set at a rate less than full cost recovery in order to be competitive with neighboring cities and to encourage citizen participation
 - Proposal to increase field rental fees will be presented to Park Board later this year
 - Updated fee study will be included in new aquatics plan

Dallas Fire Rescue Fees

- Fees set below cost recovery are in Fire Inspection Division and Emergency Medical Services
 - DFR fees were studied in FY 2014-15 fee study cycle
- At that time, DFR determined current fee level by analyzing consultant's recommendations and comparing fees with other cities

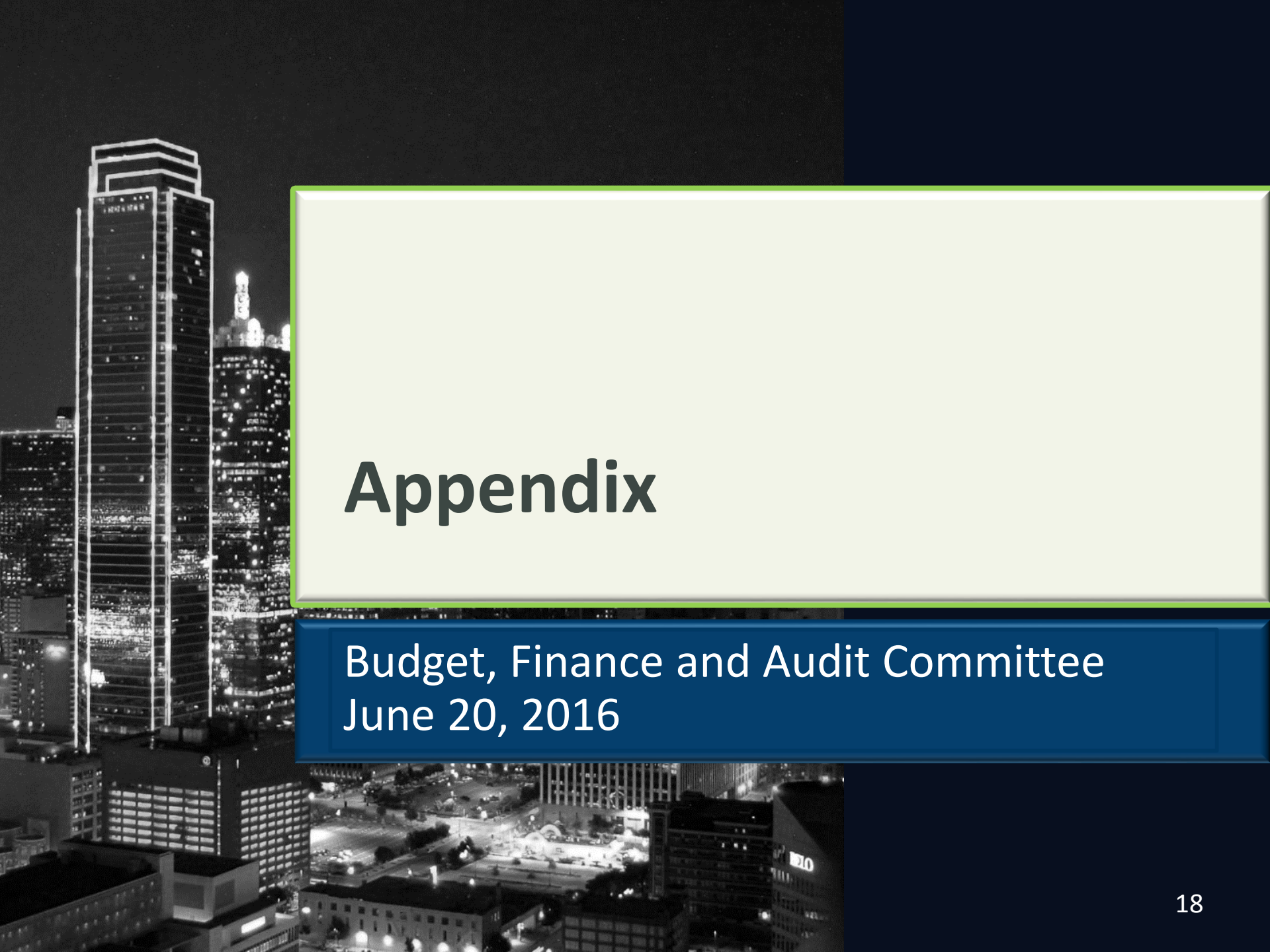
Dallas Fire Rescue Fees

- Potential fee adjustments in DFR include:
 - Increase EMS transport fee to recover 100% of costs
 - Resident fee could increase \$93 from \$1,485 to \$1,578 (full cost) and potentially increase revenue by \$457K
 - Non-resident fee currently set at \$1,578 and will be reviewed further
 - Re-analyze inspection fees that have city subsidies of \$100K or more
 - Potential revenue increase of \$1.2M

A nighttime photograph of a city skyline. A tall, dark skyscraper with a white outline is the central focus on the left. Other buildings are lit up with various lights, and a street with cars is visible in the lower part of the image. The sky is dark.

Questions & Comments

Budget, Finance and Audit Committee
June 20, 2016

A nighttime photograph of a city skyline. A tall, dark skyscraper with a white outline is the central focus on the left. Other buildings are lit up with various lights, and a street with cars is visible in the lower part of the image. The background is dark, suggesting it's nighttime.

Appendix

Budget, Finance and Audit Committee
June 20, 2016

Appendix A: FY 2015-16 Fee Study

Fee Name		Estimated Annual Volume	Full Cost per Unit	Current Fee per Unit	Current Recovery Level	Proposed Fee per Unit	Proposed Recovery Level	Annual Revenue based off Proposed Fee	Proposed City Subsidy
Library									
1	Central Auditorium –non-profit – 4 hours count	24	\$102	\$140	137%	\$140	137%	\$3,360	-\$916
2	Central Auditorium –non-profit – 4+ hours count	0	\$153	\$180	118%	\$180	118%	\$0	\$0
3	Central Auditorium –profit – 2 hours count	1	\$180	\$200	111%	\$200	111%	\$200	-\$20
4	Central Auditorium –profit – 4+ hours count	2	\$396	\$500	126%	\$500	126%	\$1,000	-\$207
5	Central Auditorium –City Dept– 1-2 hours count	0	\$25	\$50	196%	\$50	196%	\$0	\$0
6	Dallas East - non-profit – 4+ hours count	0	\$59	\$60	101%	\$60	101%	\$0	\$0
7	Dallas East - profit – 4+ hours count	0	\$144	\$150	104%	\$150	104%	\$0	\$0
8	Dallas East - City Dept– 1-2 hours count	0	\$25	\$20	79%	\$20	79%	\$0	\$0
9	Dallas East - City Dept– 2-4 hours count	0	\$29	\$30	105%	\$30	105%	\$0	\$0
10	Dallas East - City Dept– 4+ hours count	5	\$44	\$40	90%	\$40	90%	\$200	\$22
11	Dallas West - non-profit – 3-4 hours count	4	\$43	\$50	118%	\$50	118%	\$200	-\$30
12	Dallas West - non-profit – 4+ hours count	34	\$57	\$60	105%	\$60	105%	\$2,040	-\$90
13	Dallas West - City Dept– 4+ hours count	0	\$25	\$40	157%	\$40	157%	\$0	\$0
14	Dallas East/West - non-profit – 2 hours count	3	\$51	\$80	157%	\$80	157%	\$240	-\$87
15	Dallas East/West - non-profit – 4 hours count	1	\$74	\$100	135%	\$100	135%	\$100	-\$26
16	Dallas East/West - non-profit – 4+ hours count	6	\$81	\$120	149%	\$120	149%	\$720	-\$237
17	Hamon Training - non-profit – 1-2 hours count	4	\$94	\$125	133%	\$125	133%	\$500	-\$124
18	Hamon Training - non-profit – 2-4 hours count	2	\$188	\$225	120%	\$225	120%	\$450	-\$74
19	Hamon Conference - non-profit – 2-4 hours count	1	\$102	\$150	147%	\$150	147%	\$150	-\$48
20	Laurie Evans Studio - non-profit 1-2 hours	0	\$31	\$50	160%	\$50	160%	\$0	\$0
21	Laurie Evans Studio - non-profit 2-4 hours	0	\$43	\$60	140%	\$60	140%	\$0	\$0
22	Laurie Evans Studio - non-profit 4+ hours	2	\$49	\$70	144%	\$70	144%	\$140	-\$43
23	Laurie Evans Studio - profit 1-2 hours	8	\$86	\$100	117%	\$100	117%	\$800	-\$114
24	Laurie Evans Studio - profit 2-4 hours	4	\$97	\$125	128%	\$125	128%	\$500	-\$111
25	Laurie Evans Studio - profit 4+ hours	2	\$106	\$160	151%	\$160	151%	\$320	-\$109
26	O’Hara - profit– 3-4 hours count	2	\$263	\$300	114%	\$300	114%	\$600	-\$74
27	O’Hara - non-profit – 3-4 hours count	7	\$102	\$140	137%	\$140	137%	\$980	-\$267
28	O’Hara - City Dept– 4+ hours count	0	\$118	\$130	110%	\$130	110%	\$0	\$0
29	O’Hara - City Dept -3-4 hours count	0	\$76	\$90	118%	\$90	118%	\$0	\$0
30	McDermott - profit – 4+ hours count	0	\$157	\$160	102%	\$160	102%	\$0	\$0
31	McDermott - City Dept– 4+ hours count	0	\$72	\$70	97%	\$70	97%	\$0	\$0
32	Gates - non-profit – 3-4 hours count	9	\$54	\$50	92%	\$50	92%	\$450	\$37
33	Card Replacement - Lost Card	6,850	\$2	\$4	175%	\$4	175%	\$27,400	-\$11,779
34	Card Replacement - Lookup	2,600	\$2	\$1	66%	\$1	66%	\$2,600	\$1,353

*Shaded fees are proposed to change in FY 2017

**A negative city subsidy is a result of a fee set more than cost

Appendix A: FY 2015-16 Fee Study

Fee Name		Estimated Annual Volume	Full Cost per Unit	Current Fee per Unit	Current Recovery Level	Proposed Fee per Unit	Proposed Recovery Level	Annual Revenue based off Proposed Fee	Proposed City Subsidy
35	Photocopy Fee	80,000	\$0.09	\$.15	164%	\$.15	164%	\$12,000	-\$4,703
36	Printout Fee - Black & White	603,333	\$0.27	\$.25	94%	\$.25	94%	\$150,833	\$9,684
37	Resident Cards	39,958	\$3	\$0	0%	\$0	0%	\$0	\$121,495
38	Non-Residents 0-5 Items	34	\$26	\$25	95%	\$25	95%	\$850	\$45
39	Non-Residents 15 Items	1	\$79	\$60	76%	\$60	76%	\$60	\$19
40	Non-Residents - Unlimited Items	200	\$769	\$250	32%	\$250	32%	\$50,000	\$103,874
41	Mail In-Depth Reference Fee	46	\$66	\$35	53%	\$35	53%	\$1,602	\$1,398
42	Lost or Damaged Item Processing	17,643	\$17	\$28	160%	\$28	160%	\$494,004	-\$185,786
43	Branch Auditorium - Profit - 1-2 hrs	3	\$129	\$125	97%	\$125	97%	\$375	\$12
44	Branch Auditorium - Profit - 2-4 hrs	0	\$245	\$165	67%	\$165	67%	\$0	\$0
45	Branch Auditorium - Profit 4+ hrs	0	\$368	\$205	56%	\$205	56%	\$0	\$0
46	Branch Auditorium - Non Profit - 1-2 hrs	30	\$214	\$25	12%	\$25	12%	\$750	\$5,680
47	Branch Auditorium - Non Profit 3-4 hrs	15	\$334	\$45	13%	\$45	13%	\$675	\$4,333
48	Branch Auditorium - Non Profit - 4+hrs	0	\$368	\$65	18%	\$65	18%	\$0	\$0
49	Branch Auditorium - City Dept - 1-2 hrs	0	\$123	\$25	20%	\$25	20%	\$0	\$0
50	Branch Auditorium - City Dept - 2-4 hrs	0	\$245	\$30	12%	\$30	12%	\$0	\$0
51	Branch Auditorium - City Dept - 4+ hrs	0	\$368	\$50	14%	\$50	14%	\$0	\$0
52	Branch Conference Room - Profit 1-2 hrs	9	\$146	\$50	34%	\$50	34%	\$450	\$867
53	Branch Conference Room - Profit - 2-4 hrs	5	\$269	\$80	30%	\$80	30%	\$400	\$944
54	Branch Conference Room - Profit - 4+ hrs	24	\$573	\$110	19%	\$110	19%	\$2,640	\$11,116
55	Branch Conference Room - Non Profit - 1-2 hrs	130	\$507	\$10	2%	\$10	2%	\$1,300	\$64,601
56	Branch Conference Room - Non Profit - 2-4 hrs	27	\$400	\$20	5%	\$20	5%	\$540	\$10,260
57	Branch Conference Room - Non Profit - 4+ hrs	3	\$385	\$30	8%	\$30	8%	\$90	\$1,066
58	Branch Conference Room - City Dept - 1-2 hrs	0	\$123	\$10	8%	\$10	8%	\$0	\$0
59	Branch Conference Room - City Dept - 2-4hrs	0	\$245	\$15	6%	\$15	6%	\$0	\$0
60	Branch Conference Room - City Dept - 4+ hrs	0	\$368	\$20	5%	\$20	5%	\$0	\$0
61	Branch Black Box - Non profit - 1-2 hrs	0	\$121	\$25	21%	\$25	21%	\$0	\$0
62	Branch Black Box - Non profit - 2-4hrs	0	\$242	\$45	19%	\$45	19%	\$0	\$0
63	Branch Black Box - Non profit - 4+ hrs	0	\$363	\$65	18%	\$65	18%	\$0	\$0
64	Branch Black Box - Profit - 2 hrs	0	\$121	\$125	103%	\$125	103%	\$0	\$0
65	Branch Black Box - Profit - 2-4hrs	0	\$242	\$165	68%	\$165	68%	\$0	\$0
66	Branch Black Box - Profit - 4+ hrs	0	\$363	\$205	56%	\$205	56%	\$0	\$0
Total Library								\$759,519	\$131,963
Sanitation Services (Enterprise Fund)									
67	Animal Clinic Pickups	198	\$19	\$90.18	485%	\$90	485%	\$17,856	-\$14,174

*Shaded fees are proposed to change in FY 2017

**A negative city subsidy is a result of a fee set more than cost

Appendix A: FY 2015-16 Fee Study

Fee Name		Estimated Annual Volume	Full Cost per Unit	Current Fee per Unit	Current Recovery Level	Proposed Fee per Unit	Proposed Recovery Level	Annual Revenue based off Proposed Fee	Proposed City Subsidy
68	Animal Pickups - Large	200	\$66	\$100	152%	\$100	152%	\$20,000	-\$6,837
69	Animal Pickups (part of monthly residential fee)	28,000	\$19	\$0	0%	\$0	0%	\$0	\$535,260
70	Resid/APT/Condo/MH/Mixed Use x units plus \$10.56 per month for each additional rollcart requested	2,799,432	\$24.33	\$22.79	94%	\$22.79	94%	\$64,094,751	\$4,014,526
71	Commercial Collection	1	\$1,282,129	\$1,729,466	135%	\$1,729,466	135%	\$1,729,466	-\$447,337
72	Sanitation Residential Packout	1,476	\$76.64	\$79.35	104%	\$79.35	104%	\$117,121	-\$3,996
73	Cost Plus 1 load	307	\$146	\$140	96%	\$140	96%	\$42,980	\$1,933
74	Cost Plus 1/2 load	462	\$122	\$80	65%	\$80	65%	\$36,960	\$19,487
75	Cost Plus 1/4 load	647	\$110	\$65	59%	\$65	59%	\$42,055	\$29,237
76	McCommas Bluff Landfill	1	\$15,448,491	\$17,320,585	112%	\$17,320,585	112%	\$17,320,585	-\$1,872,094
Total Sanitation Services (Enterprise Fund)								\$83,421,774	\$2,256,005
Sustainable Development (General Fund)									
77	Historic Preservation (CA)	370	\$387	\$0	0%	\$0	0%	\$0	\$143,238
78	Historic Preservation (Routine CA)	321	\$417	\$0	0%	\$0	0%	\$0	\$133,946
79	Historic Preservation (CD)	33	\$421	\$0	0%	\$0	0%	\$0	\$13,904
80	Historic Preservation (CE)	10	\$486	\$0	0%	\$0	0%	\$0	\$4,855
Total Sustainable Development (General Fund)								\$0	\$295,943
Sustainable Development (Enterprise Fund)									
81	Street name change - less than one-fourth mile	1	\$994	\$750	75%	\$750	75%	\$750	\$244
82	Street name change -one-fourth mile to one-half mile	1	\$1,137	\$1,050	92%	\$1,050	92%	\$1,050	\$87
83	Street name change -one-half mile to one mile	1	\$1,194	\$1,350	113%	\$1,350	113%	\$1,350	-\$156
84	Street name change -one mile or more	1	\$1,584	\$1,350	85%	\$1,350	85%	\$1,350	\$234
85	Subdivision plat - preliminary plat, amending plat (major) or final plat with 20 lots or less	237	\$2,038	\$1,548	76%	\$1,548	76%	\$366,876	\$116,183
86	Subdivision plat - preliminary plat, amending plat (major) or final plat with more than 20 lots	20	\$3,550	\$2,193	62%	\$2,193	62%	\$43,860	\$27,131
87	Subdivision plat - minor plat submitted as a final plat	133	\$939	\$2,664	284%	\$2,664	284%	\$354,312	-\$229,430
88	Subdivision plat - early release permit	219	\$423	\$300	71%	\$300	71%	\$65,700	\$26,852
89	Board of Adjustment - Single Family variance and special exception	82	\$1,529	\$600	39%	\$600	39%	\$49,200	\$76,208
90	Board of Adjustment - Multifamily or nonresidential variance plus \$25 per acre	15	\$1,559	\$900	58%	\$900	58%	\$13,500	\$9,880

*Shaded fees are proposed to change in FY 2017

**A negative city subsidy is a result of a fee set more than cost

Appendix A: FY 2015-16 Fee Study

Fee Name		Estimated Annual Volume	Full Cost per Unit	Current Fee per Unit	Current Recovery Level	Proposed Fee per Unit	Proposed Recovery Level	Annual Revenue based off Proposed Fee	Proposed City Subsidy
91	Board of Adjustment - multifamily or nonresidential special exception plus \$25 per acre	11	\$1,584	\$1,200	76%	\$1,200	76%	\$13,200	\$4,228
92	Board of Adjustment - landscaping or tree mitigation special exception plus \$50 per acre	37	\$1,981	\$1,200	61%	\$1,200	61%	\$44,400	\$28,887
93	Board of Adjustment - variance & special exception to off-street parking requirements	14	\$1,570	\$900	57%	\$900	57%	\$12,600	\$9,383
94	Board of Adjustment - compliance request for a nonconforming use	3	\$1,811	\$1,000	55%	\$1,000	55%	\$3,000	\$2,432
95	Board of Adjustment - all other non-sign appeals	15	\$1,567	\$900	57%	\$900	57%	\$13,500	\$10,006
96	Board of Adjustment - sign special exceptions	3	\$1,879	\$1,200	64%	\$1,200	64%	\$3,600	\$2,037
97	Board of Adjustment - sign special exceptions	1	\$2,627	\$900	34%	\$900	34%	\$900	\$1,727
98	a) General Zoning Change (0-1 ac)	26	\$4,570	\$1,050	23%	\$1,050	23%	\$27,300	\$91,522
99	a) General Zoning Change (over 1 ac to 5 ac)	14	\$5,189	\$2,610	50%	\$2,610	50%	\$36,540	\$36,108
100	a) General Zoning Change (over 5 ac to 15 ac)	8	\$6,285	\$5,820	93%	\$5,820	93%	\$46,560	\$3,721
101	a) General Zoning Change (over 15 ac to 25 ac)	2	\$8,591	\$9,315	108%	\$9,315	108%	\$18,630	-\$1,448
102	a) General Zoning Change (over 25 ac)	1	\$11,007	\$9,315	85%	\$9,315	85%	\$9,315	\$1,692
103	b) Specific Use Permit - i) New	60	\$7,459	\$1,170	16%	\$1,170	16%	\$70,200	\$377,327
104	b) Specific Use Permit - ii) Amendments and renewal	38	\$5,162	\$825	16%	\$825	16%	\$31,350	\$164,808
105	b) Specific Use Permit - iii) Automatic renewal	38	\$2,792	\$825	30%	\$825	30%	\$31,350	\$74,744
106	b) Specific Use Permit - iv) Gas drilling	1	\$13,291	\$2,000	15%	\$2,000	15%	\$2,000	\$11,291
107	b) Specific Use Permit - pedestrian skybridge	1	\$6,138	\$10,000	163%	\$10,000	163%	\$10,000	-\$3,862
108	d) Planned Development District - i) < 5 acres (new)	37	\$5,302	\$5,820	110%	\$5,820	110%	\$215,340	-\$19,155
109	d) Planned Development District - ii) > 5 acres (new)	19	\$13,832	\$5,820	42%	\$5,820	42%	\$110,580	\$152,230
110	d) Planned Development District - iii) Amendments	21	\$9,326	\$2,610	28%	\$2,610	28%	\$54,810	\$141,046
111	e) Historic Overlay - (0-1 ac)	2	\$4,439	\$1,050	24%	\$1,050	24%	\$2,100	\$6,778
112	e) Historic Overlay - (over 1 ac to 5 ac)	1	\$4,877	\$2,610	54%	\$2,610	54%	\$2,610	\$2,267
113	e) Historic Overlay - (over 5 ac to 15 ac)	1	\$5,328	\$5,820	109%	\$5,820	109%	\$5,820	-\$492
114	e) Historic Overlay - (over 15 ac to 25 ac)	1	\$7,672	\$9,315	121%	\$9,315	121%	\$9,315	-\$1,643
115	e) Historic Overlay - (over 25 ac)	1	\$9,553	\$9,315	98%	\$9,315	98%	\$9,315	\$238

*Shaded fees are proposed to change in FY 2017

**A negative city subsidy is a result of a fee set more than cost

Appendix A: FY 2015-16 Fee Study

Fee Name		Estimated Annual Volume	Full Cost per Unit	Current Fee per Unit	Current Recovery Level	Proposed Fee per Unit	Proposed Recovery Level	Annual Revenue based off Proposed Fee	Proposed City Subsidy
116	f) Special Provision Sign District (new & amendment)	1	\$4,266	\$5,600	131%	\$5,600	131%	\$5,600	-\$1,334
117	Article VII Sign Regulations amendment	1	\$4,119	\$1,100	27%	\$1,100	27%	\$1,100	\$3,019
118	Misc Docket Items (development plans, minors, waivers, etc.) - a) Development Plans	39	\$1,328	\$600	45%	\$600	45%	\$23,400	\$28,375
119	Misc Docket Items (development plans, minors, waivers, etc.) - b) Minor Amendments to plans	67	\$1,252	\$825	66%	\$825	66%	\$55,275	\$28,599
120	Misc Docket Items (development plans, minors, waivers, etc.) - c) Two-year waivers	9	\$715	\$300	42%	\$300	42%	\$2,700	\$3,737
121	Appeal of the decision of the Director or CPC on a minor amendment to a development plan or landscape plan	1	\$591	\$0	0%	\$300	51%	\$300	\$291
122	Appeal of the decision of the CPC on a minor amendment to a Specific Use Permit site plan or landscape plan	1	\$591	\$0	0%	\$300	51%	\$300	\$291
123	Appeal of the decision of the Director on a site plan review (residential adjacency review)	1	\$585	\$0	0%	\$300	51%	\$300	\$285
124	Appeal of the decision of the Director on a sign permit in Special Provision Sign Districts	1	\$234	\$0	0%	\$300	128%	\$300	-\$66
125	Appeal of the decision of CPC on a sign permit in Special Provision Sign Districts	1	\$234	\$0	0%	\$300	128%	\$300	-\$66
126	Appeal of the decision of the Director's apportionment determination	1	\$351	\$600	171%	\$600	171%	\$600	-\$249
127	Appeal of the decision of the CPC regarding the appeal of the decision of the Director's apportionment determination	1	\$351	\$0	0%	\$300	86%	\$300	\$51
128	Property description - Plat	192	\$132	\$13	10%	\$13	10%	\$2,400	\$22,850
129	Property description - Metes and bounds less than 4 pages	724	\$119	\$25	21%	\$25	21%	\$18,100	\$67,947
130	Property description - Metes and bounds 4 pages or more	1	\$3,511	\$50	1%	\$50	1%	\$67	\$4,603
131	Private Development Review (flat fee)	437	\$4,229	\$1,050	25%	\$1,500	35%	\$655,500	\$1,192,359
132	Private Development Review (flat fee for Development Plan reviews)	216	\$1,070	\$300	28%	\$500	47%	\$108,000	\$123,050

*Shaded fees are proposed to change in FY 2017

**A negative city subsidy is a result of a fee set more than cost

Appendix A: FY 2015-16 Fee Study

Fee Name		Estimated Annual Volume	Full Cost per Unit	Current Fee per Unit	Current Recovery Level	Proposed Fee per Unit	Proposed Recovery Level	Annual Revenue based off Proposed Fee	Proposed City Subsidy
133	Infrastructure Inspection (is a variable fee based on cost estimate of construction work to be done)	212	\$2,670	\$2,596	97%	\$1,602	60%	\$339,631	\$226,421
134	Escarpment Permit (flat fee for review of any escarpment related area)	0	\$5,573	\$1,000	18%	\$1,000	18%	\$0	\$0
135	Wastewater Service Availability (flat fee for WW service availability)	113	\$312	\$150	48%	\$250	80%	\$28,250	\$6,996
136	Water Service Availability (flat fee for W service availability)	269	\$358	\$150	42%	\$250	70%	\$67,250	\$29,135
137	Wastewater Capacity Analysis (flat fee for WW capacity analysis)	12	\$3,179	\$800	25%	\$2,500	79%	\$30,000	\$8,144
Total Sustainable Development (Enterprise Fund)								\$3,021,955	\$2,867,544
Grand Total								\$87,203,248	\$5,551,455

*Shaded fees are proposed to change in FY 2017

**A negative city subsidy is a result of a fee set more than cost

Appendix B: General Fund Fees below Full Cost Recovery

Fee Name		Estimated Annual Volume	Full Cost per Unit	Current Fee per Unit	Current Recovery Level	Annual Revenue based off current fee	City Subsidy	Previous Fee	Last Fee Adjustment (FY)
Code Compliance									
1	Garage Sales Permit Fee	10,000	\$36	\$25	70%	\$250,000	\$105,723	\$25	2016
2	Group Housing Permit	133	\$1,900	\$500	26%	\$66,448	\$186,206	\$500	2016
3	Group Housing Reinspection Fee	30	\$743	\$50	7%	\$1,494	\$20,802	\$50	2016
4	Adoption (Dog)	6,613	\$229	\$85	37%	\$562,105	\$950,146	\$85	2016
5	Adoption (Cat)	1,522	\$208	\$55	26%	\$83,710	\$233,491	\$55	2016
6	Animal Control Administrative Fee (Boarding)	5,058	\$67	\$10	15%	\$50,580	\$290,802	\$10	2016
7	Animal Control Fee (Impounded by City)	1,500	\$128	\$27	21%	\$40,500	\$151,075	\$27	2016
8	Animal Control Fee (other than city employee)	1,678	\$68	\$27	40%	\$45,306	\$68,612	\$27	2016
9	Microchip	1,584	\$21	\$15	71%	\$23,760	\$9,610	\$15	2016
10	Temp Permit	5	\$284	\$250	88%	\$1,250	\$170	\$250	2016
11	Rabies Vaccination	1,584	\$19	\$10	52%	\$15,840	\$14,654	\$10	2016
12	Surgery (Dog)	1,045	\$139	\$60	43%	\$62,700	\$83,001	\$60	2016
13	Surgery (Cat)	62	\$139	\$60	43%	\$3,720	\$4,924	\$60	2016
14	Food Handler Class (Includes Registration Fee) - (market)	600	\$269	\$55	20%	\$33,000	\$128,659	\$55	2016
Total Code Compliance						\$1,240,413	\$2,247,876		
Fire Rescue Department									
15	Emergency Medical Services (EMS) Transport - Resident (charge)	*70,396	\$1,578	\$1,485	94%	\$21,963,552	\$1,375,495	\$800	2016
16	Amusement Building (permit)	5	\$528	\$150	28%	\$750	\$1,890	\$135	2016
17	Candle and Open Flames (permit)	150	\$258	\$125	48%	\$18,750	\$19,950	\$95	2016
18	Carnivals and Fairs, per day (permit)	2	\$428	\$200	47%	\$400	\$456	\$160	2016
19	Combustible Storage - misc. (permit)	75	\$348	\$250	72%	\$18,750	\$7,350	\$150	2016
20	Dry cleaning plant (permit)	2	\$324	\$300	93%	\$600	\$48	\$140	2016
21	Explosive/Blasting, per day (permit)	2	\$569	\$450	79%	\$900	\$238	\$260	2016
22	Fireworks/Explosive Storage, per day (permit)	6	\$421	\$300	71%	\$1,800	\$726	\$160	2016
23	Fireworks/Explosive Transportation, per day (permit)	10	\$715	\$300	42%	\$3,000	\$4,150	\$190	2016
24	Fireworks Display - initial (permit)	38	\$1,006	\$500	50%	\$19,000	\$19,228	\$405	2016
25	Fireworks Display - subsequent (permit)	25	\$816	\$300	37%	\$7,500	\$12,900	\$215	2016
26	Flammable/Combustible Liquids (permit)	700	\$386	\$250	65%	\$175,000	\$95,200	\$125	2016
27	Floor/wall Finishing (permit)	29	\$698	\$150	21%	\$4,350	\$15,892	\$135	2016
28	Liquid or gas-fueled vehicles or equipment in assembly buildings, per event: - 1 - 10 vehicles or equipment (permit)	84	\$403	\$200	50%	\$16,800	\$17,052	\$63	2016
29	11 - 30 vehicles or equipment (permit)	6	\$496	\$300	60%	\$1,800	\$1,176	\$127	2016

*EMS fee revenue and subsidy is not based on volume but on collection trends.

Appendix B: General Fund Fees below Full Cost Recovery

Fee Name		Estimated Annual Volume	Full Cost per Unit	Current Fee per Unit	Current Recovery Level	Annual Revenue based off current fee	City Subsidy	Previous Fee	Last Fee Adjustment (FY)
30	31 to 200 vehicles or equipment (permit)	16	\$807	\$400	50%	\$6,400	\$6,512	\$191	2016
31	201 to 400 vehicles or equipment (permit)	5	\$807	\$400	50%	\$2,000	\$2,035	\$400	2016
32	Over 400 vehicles or equipment (permit)	5	\$807	\$500	62%	\$2,500	\$1,535	\$500	2016
33	Private Fire Hydrant and Water Supplies (permit)	22	\$447	\$350	78%	\$7,700	\$2,134	\$105	2016
34	Pyro Special Effects Material - initial (permit)	20	\$1,047	\$300	29%	\$6,000	\$14,940	\$185	2016
35	Pyro Special Effects Material - subsequent (permit)	50	\$976	\$300	31%	\$15,000	\$33,800	\$92	2016
36	State Licensed Facilities: Child care - 35 children or less (permit)	125	\$296	\$150	51%	\$18,750	\$18,250	\$150	2016
37	State Licensed Facilities: Child care - over 35 children (permit)	150	\$296	\$200	68%	\$30,000	\$14,400	\$200	2016
38	State Licensed Facilities: Residential care (permit)	110	\$295	\$200	68%	\$22,000	\$10,450	\$150	2016
39	State Licensed Facilities: Small assisted living (permit)	52	\$281	\$200	71%	\$10,400	\$4,212	\$150	2016
40	State Licensed Facilities: Adult day care (permit)	6	\$369	\$200	54%	\$1,200	\$1,014	\$150	2016
41	Temporary Membrane Structures & Tents (permit)	288	\$623	\$300	48%	\$86,400	\$93,024	\$125	2016
42	Tire-rebuilding Plant (permit)	1	\$280	\$200	71%	\$200	\$80	\$160	2016
43	Torch and Open Flames (permit)	6	\$708	\$200	28%	\$1,200	\$3,048	\$120	2016
44	Waste Handling (permit)	6	\$259	\$250	97%	\$1,500	\$54	\$160	2016
45	Acetylene Generator (permit)	2	\$476	\$300	63%	\$600	\$352	\$175	2016
46	Aerosol Products (permit)	6	\$280	\$250	89%	\$1,500	\$180	\$175	2016
47	Aviation Facilities (permit)	4	\$522	\$300	57%	\$1,200	\$888	\$150	2016
48	Calcium Carbide Storage (permit)	1	\$324	\$300	93%	\$300	\$24	\$175	2016
49	Compressed gas filling/storage/use (permit)	72	\$301	\$250	83%	\$18,000	\$3,672	\$95	2016
50	Cryogenic fluids (permit)	48	\$296	\$250	84%	\$12,000	\$2,208	\$150	2016
51	Hazardous Materials (permit)	114	\$615	\$550	89%	\$62,700	\$7,410	\$175	2016
52	Hazardous Production Material (HPM) (permit)	22	\$654	\$550	84%	\$12,100	\$2,288	\$175	2016
53	High Piled Storage (permit)	90	\$242	\$200	83%	\$18,000	\$3,780	\$160	2016
54	Industrial Oven (permit)	16	\$280	\$250	89%	\$4,000	\$480	\$175	2016
55	Limited Access Gates: 1 - 3 gates (permit)	175	\$350	\$250	71%	\$43,750	\$17,500	\$150	2016
56	Limited Access Gates: 4 - 7 gates (permit)	50	\$346	\$300	87%	\$15,000	\$2,300	\$205	2016
57	Limited Access Gates: 8 or more gates (permit)	10	\$440	\$400	91%	\$4,000	\$400	\$260	2016
58	Liquid Petroleum Gas Demonstration/Portable Cooking (vehicle) (permit)	185	\$606	\$300	50%	\$55,500	\$56,610	\$125	2016
59	Liquid Petroleum Gas Demonstration/Portable Cooking (cart) (permit)	200	\$606	\$150	25%	\$30,000	\$91,200	\$150	2016
60	Magnesium - permit	1	\$270	\$250	93%	\$250	\$20	\$175	2016
61	Mobile Fueling: Site survey (permit)	4	\$404	\$400	99%	\$1,600	\$16	\$245	2016

Appendix B: General Fund Fees below Full Cost Recovery

Fee Name		Estimated Annual Volume	Full Cost per Unit	Current Fee per Unit	Current Recovery Level	Annual Revenue based off current fee	City Subsidy	Previous Fee	Last Fee Adjustment (FY)
62	Mobile Fueling: Vehicle inspection (permit)	16	\$395	\$300	76%	\$4,800	\$1,520	\$100	2016
63	Open Burning/Recreational Fires (permit)	4	\$314	\$250	80%	\$1,000	\$256	\$230	2016
64	Spray Painting/Dipping (permit)	40	\$339	\$200	59%	\$8,000	\$5,560	\$135	2016
65	Plan Reviews - Access Gates (permit)	30	\$382	\$200	52%	\$6,000	\$5,460	\$75	2016
66	Plan Reviews - Fire Lane / Hydrant (permit)	45	\$310	\$200	65%	\$9,000	\$4,950	\$75	2016
67	New Constr Regular Hours, per hour (fee)	492	\$290	\$200	69%	\$98,400	\$44,280	\$60	2016
68	New Constr OT Reimbursement, per hour (fee)	6,013	\$382	\$200	52%	\$1,202,600	\$1,094,366	\$70	2016
69	Special Event/Trade Show Reimbursement Fees Daytime per hr (fee)	7,300	\$222	\$150	68%	\$1,095,000	\$525,600	\$60	2016
70	Special Event/Trade Show Reimbursement Fees OT per hour (fee)	125	\$290	\$200	69%	\$25,000	\$11,250	\$70	2016
71	Fire Watch Fees (OT hours) - fee for services rendered (fee)	547	\$342	\$120	35%	\$65,640	\$121,434	\$70	2016
72	Initial Re-inspection (fee)	1,200	\$171	\$125	73%	\$150,000	\$55,200	\$100	2016
73	High Risk Registration (fee)	1,975	\$217	\$150	69%	\$296,250	\$132,325	\$25	2016
74	High Risk Building -Public Assembly- less than 5,000 sq ft (fee)	750	\$232	\$150	65%	\$112,500	\$61,500	\$40	2016
75	High Risk Building -Public Assembly-5K to less than 10K (fee)	175	\$251	\$200	80%	\$35,000	\$8,925	\$80	2016
76	High Risk Building -Public Assembly- 10K to less than 60K (fee)	75	\$283	\$250	88%	\$18,750	\$2,475	\$120	2016
77	High Risk Building -Public Assembly- 60K to less than 100K (fee)	5	\$296	\$250	84%	\$1,250	\$230	\$160	2016
78	High Risk Building -Public Assembly- over 100K sq ft (fee)	5	\$326	\$300	92%	\$1,500	\$130	\$200	2016
79	High Risk Building- HazMat - less than 5,000 sq ft (fee)	350	\$292	\$250	86%	\$87,500	\$14,700	\$125	2016
80	High Risk Building- HazMat- 5K to less than 10K (fee)	50	\$278	\$250	90%	\$12,500	\$1,400	\$175	2016
81	High Risk Building- HazMat- 10K to less than 60K (fee)	25	\$369	\$300	81%	\$7,500	\$1,725	\$225	2016
82	High Risk Building- HazMat- over 100K sq ft (fee)	15	\$448	\$400	89%	\$6,000	\$720	\$350	2016
83	High Risk Building- High Rise Business- less than 200K sq ft (fee)	170	\$276	\$250	91%	\$42,500	\$4,420	\$200	2016
84	High Risk Building- High Rise Residential- less than 250 units (fee)	40	\$383	\$300	78%	\$12,000	\$3,320	\$200	2016

Appendix B: General Fund Fees below Full Cost Recovery

Fee Name		Estimated Annual Volume	Full Cost per Unit	Current Fee per Unit	Current Recovery Level	Annual Revenue based off current fee	City Subsidy	Previous Fee	Last Fee Adjustment (FY)
85	High Risk Building - Health Care- less than 100 beds (fee)	35	\$325	\$300	92%	\$10,500	\$875	\$200	2016
86	High Risk Building - Health Care- 100 to 500 beds (fee)	30	\$556	\$550	99%	\$16,500	\$180	\$400	2016
87	High Risk Building - Health Care- over 500 beds (fee)	5	\$661	\$650	98%	\$3,250	\$55	\$500	2016
Total Fire Rescue Department						\$26,053,642	\$4,069,423		
Library									
88	Dallas East - City Dept- 1-2 hours count	1	\$25	\$20	79%	\$20	\$5	\$20	2012
89	Dallas East - City Dept- 4+ hours count	5	\$44	\$40	90%	\$200	\$20	\$40	2012
90	McDermott - City Dept- 4+ hours count	1	\$72	\$70	97%	\$70	\$2	\$70	2012
91	Gates - non-profit - 3-4 hours count	9	\$54	\$50	92%	\$450	\$36	\$50	2012
92	Card Replacement - Lookup	2,600	\$2	\$1	66%	\$2,600	\$1,353	\$1	2012
93	Printout Fee - Black & White	603,333	\$0.27	\$0.25	94%	\$150,833	\$9,684	\$0.25	2012
94	Resident Cards	39,958	\$3	\$0	0%	\$0	\$121,495	\$0	2012
95	Non-Residents 0-5 Items	34	\$26	\$25	95%	\$850	\$45	\$25	2012
96	Non-Residents 15 Items	1	\$79	\$60	76%	\$60	\$19	\$60	2012
97	Non-Residents - Unlimited Items	200	\$769	\$250	32%	\$50,000	\$103,874	\$250	2012
98	Mail In-Depth Reference Fee	46	\$66	\$35	53%	\$1,602	\$1,398	\$35	2012
99	Branch Auditorium - Profit - 1-2 hrs	3	\$129	\$125	97%	\$375	\$12	\$125	2012
100	Branch Auditorium - Non Profit - 1-2 hrs	30	\$214	\$25	12%	\$750	\$5,680	\$25	2012
101	Branch Auditorium - Non Profit 3-4 hrs	15	\$334	\$45	13%	\$675	\$4,333	\$45	2012
102	Branch Conference Room - Profit - 1-2 hrs	9	\$146	\$50	34%	\$450	\$867	\$50	2012
103	Branch Conference Room - Profit - 2-4 hrs	5	\$269	\$80	30%	\$400	\$944	\$80	2012
104	Branch Conference Room - Profit - 4+ hrs	24	\$573	\$110	19%	\$2,640	\$11,116	\$110	2012
105	Branch Conference Room - Non Profit - 1-2 hrs	130	\$507	\$10	2%	\$1,300	\$64,601	\$10	2012
106	Branch Conference Room - Non Profit - 2-4 hrs	27	\$400	\$20	5%	\$540	\$10,260	\$20	2012
107	Branch Conference Room - Non Profit - 4+ hrs	3	\$385	\$30	8%	\$90	\$1,066	\$30	2012
Total Library						\$213,905	\$336,810		
Parks and Recreation (Note: Fees studied at a program area level only, not based on individual users.)									
108	Recreation Center - After Hours Reservation	1	\$382,605	\$225,000	59%	\$225,000	\$157,605	\$225,000	2012
109	Field Rentals	1	\$2,762,448	\$677,000	25%	\$677,000	\$2,085,448	\$677,000	2012
110	Picnic Pavilions/Outdoor Weddings	1	\$64,337	\$49,000	76%	\$49,000	\$15,337	\$49,000	2012
111	Pool Admissions	1	\$1,385,991	\$64,185	5%	\$64,185	\$1,321,806	\$64,185	2013
Total Parks and Recreation						\$1,015,185	\$3,580,195		

Appendix B: General Fund Fees below Full Cost Recovery

Fee Name		Estimated Annual Volume	Full Cost per Unit	Current Fee per Unit	Current Recovery Level	Annual Revenue based off current fee	City Subsidy	Previous Fee	Last Fee Adjustment (FY)
Public Works									
112	Class 5 Facility Fee	92	\$111	\$110	99%	\$10,120	\$71	\$80	2016
Total Public Works						\$10,120	\$71		
Sustainable Development (General Fund only)									
113	Application Review (for property abandonment, in whole or in part of abutting ROW)	40	\$8,616	\$4,250	49%	\$170,000	\$174,640	\$2,500	2015
Total Sustainable Development (General Fund only)						\$170,000	\$174,640		
Grand Total						\$28,703,265	\$10,409,015		

Memorandum



CITY OF DALLAS

DATE June 17, 2016

Members of the Budget, Finance & Audit Committee: Jennifer S. Gates (Chair),
TO Philip T. Kingston (Vice-Chair), Rickey D. Callahan, Scott Griggs, Lee Kleinman, Erik Wilson

SUBJECT Overview of Contract for Graphic Design Services

The City entered into a graphic design services contract in October 2014 to supplement the limited City resources in this area of expertise. The service contract gives the City access to specialized skill sets or resources while providing the flexibility necessary to produce quality work for multiple citywide initiatives simultaneously without assuming the fulltime personnel costs on an annual basis. The contract was utilized by a number of departments to purchase graphic design services to promote City programs and services. Some notable examples are attached as examples of the work directly produced by the contract in place today.

The agenda item to consider the replacement graphic design services contract was originally presented to Council for consideration on April 27, 2016 and deferred by City Council. Subsequently the item was deferred by the City Manager on May 11, 2016 and by the City Council on May 25, 2016.

Agenda item 44 on your June 22nd Council agenda is a recommendation to enter into a three-year service contract for graphic design services with EI Creative, Inc., most advantageous proposer of ten – Not to exceed \$550,106.

As with all service contracts with the City, all departments have access to utilize the services and the purpose of the service contract is to establish firm pricing for services that are ordered on an as needed basis. There is not a guarantee of the amount the City will utilize during the contract period.

The City sent out 1,715 notices to the vending community to encourage competition resulting in ten proposals being received. The proposals were reviewed and evaluated by a seven member evaluation committee with the resulting summary scoring deeming EI Creative, Inc. the most advantageous proposer. EI Creative, Inc. is a certified minority owned firm and plan's to utilize two M/WBE firms to work on the City contract representing 25% planned participation exceeding the City's aspirational goal of 23.8% participation for service contracts.

In addition to the work EI Creative, Inc. has produced under their current service contract, they have produced work for the Dallas Love Field Modernization Program to include the LOVE EVOLUTION concept at the airport. Other notable references include work for Wing Stop, Home Depot, American Red Cross and the Dallas Film Society.

Please let me know if you need additional information.


Jeanne Chipperfield
Chief Financial Officer

Attachment

c: Honorable Mayor and Members of the City Council
A.C. Gonzalez, City Manager
Christopher D. Bowers, Interim City Attorney
Craig D. Kinton, City Auditor
Rosa A. Rios, City Secretary
Daniel F. Solis, Administrative Judge
Ryan S. Evans, First Assistant City Manager
Eric D. Campbell, Assistant City Manager

Jill A. Jordan, P.E., Assistant City Manager
Mark McDaniel, Assistant City Manager
Joey Zapata, Assistant City Manager
Sana Syed, Public Information Officer
Elsa Cantu, Assistant to the City Manager – Mayor & Council

LOVE | EVOLUTION



client: City of Dallas
project: Love Field Modernization Program



client: Dallas Love Field
project: Love Evolution Wall Graphic



client: Dallas Love Field
project: Dallas Love Field History Wall Graphic



client: Dallas Love Field
project: Love Notes Stanchion Sign & Brochures



client: Dallas Love Field
project: Love Notes & Dallas Wall Graphics

PRESENTED BY THE DALLAS PARK & RECREATION DEPARTMENT

Boo-vie Bash

Everyone Deserves To Be Loved.



From the mind of George Lucas
**STRANGE
MAGIC**

Saturday October 24th
Carnival 4pm - 7pm
Showtime 7pm - 9pm

Dallas City Hall Plaza
1500 Marilla Dr, Dallas, TX
For more info 214.670.8847
Limited Free Parking Available
Bring your own lawn chair

Activities

- Pumpkin patch
- Food Trucks*
- Inflatables
- Vendors*
- Game truck
- Crafts
- Airbrush tattoos
- Costume Contest w/giveaways

*Payment Required



dallasparks.org

f /DallasPARD

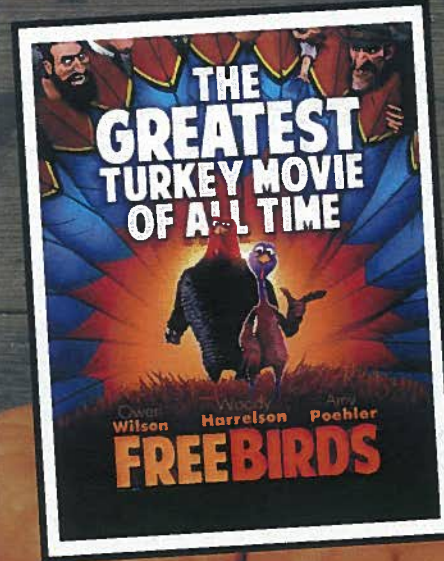
t /DallasParkRec



PRESENTED BY THE DALLAS PARK & RECREATION DEPARTMENT

PUMPKINS ON THE PLAZA

SATURDAY, NOV 7TH AT 3PM · MOVIE STARTS AT 6PM
WEATHER PERMITTING



- PUMPKIN & TURKEY COSTUME CONTEST WITH GIVEAWAYS
 - PUMPKIN DECORATING
 - INFLATABLES
 - INTERACTIVE GAMES
 - FACE PAINTING
 - FOOD TRUCKS*
 - PUMPKIN PATCH
 - MUSIC & ENTERTAINMENT
- *Payment Required

LIMITED FREE PARKING AVAILABLE · BRING YOUR OWN LAWN CHAIR


DALLAS CITY HALL PLAZA | 1500 MARILLA DR. DALLAS, TX | FOR MORE INFO 214.670.8847

dallasparks.org

f /DallasPARD


t /DallasParkRec







**FIND
THE
TIRES**



KEEP DALLAS CLEAN


N D A L L A S S M S
 G N I P M U D E R A
 M E O Y B A F R I X
 R H L I T D J I V E
 E X T C T I A T E I
 T M B R Y U N E R S
 I D P G A C L I R I
 R U O H E E E L R T
 E C L E A N S R O T
 N U B S C R A P E P

DALLAS	CLEAN	RETIRE	SCRAP
RECYCLE	TEXAS	POLLUTION	TRINITY
DUMPING	EARTH	TREAD	RIVER



WHO'S GOT THE BAD CATCH





client: City of Dallas
project: Bahama Beach Signage





PARK RULES

Reglas De Parque



Read and obey all posted signs.
Obey all instructions given by the attendants and operators.

No persons should bring glass, cigarettes or food into the water slide area.

Any person under the influence of alcohol or drugs will not be permitted in the park.

Pregnant women and persons with heart conditions or back trouble should not use the slides.

Ride at your own risk.

Lea y obedezca todos los letreros.
Obedezca todas las instrucciones dadas por los asistentes y operadores.

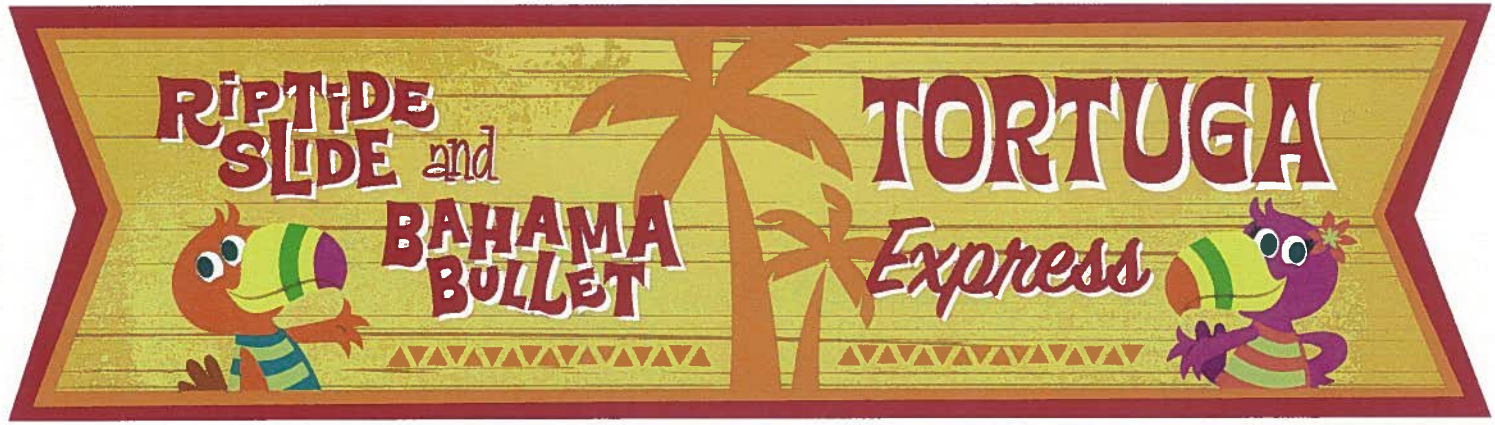
Ninguna persona deve traer vidrios, cigarrillos o comida dentro del area de toboganes de agua.

Cualquier persona bajo la influencia de alcohol y drogas no sera permitida dentro del parque.

Mujeres embarazadas y personas con condiciones del corazon o problemas de espalda no deberan de usar los toboganes.

Viaje a su propio riesgo.

- Proper swim attire required.
- Ropa de baño apropiada esta requerida.
- All non-swimmers must wear jackets.
- Los que no saben nadar tienen que usar el salvavidas.
- Diaper-aged children must wear swim diapers, available at Island Traders.
- Niños que usan pañales tienen que usar pañales de nadar, se venden en la tienda Island Traders.



client: City of Dallas
project: Bahama Beach Signage

Memorandum



CITY OF DALLAS

DATE June 17, 2016

TO Honorable Members of the Budget, Finance & Audit Committee: Jennifer S. Gates (Chair), Philip T. Kingston (Vice Chair), Erik Wilson, Rickey D. Callahan, Scott Griggs, Lee M. Kleinman

SUBJECT 2017 Bond Program Development Possible Revision to Financial Management Performance Criteria

On Monday, June 20, 2016, the Budget, Finance & Audit Committee will be briefed on the "2017 Bond Program Development Possible Revision to Financial Management Performance Criteria". The briefing is attached for your review.

Please let me know if you need additional information.


Jeanne Chipperfield
Chief Financial Officer

Attachment

cc: Honorable Mayor and Members of the City Council
AC Gonzalez, City Manager
Christopher D. Bowers, Interim City Attorney
Craig D. Kinton, City Auditor
Rosa A. Rios, City Secretary
Daniel F. Sois, Administrative Judge
Ryan S. Evans, First Assistant City Manager

Eric D. Campbell, Assistant City Manager
Jill A. Jordan, P.E., Assistant City Manager
Mark McDaniel, Assistant City Manager
Joey Zapata, Assistant City Manager
Sana Syed, Public Information Officer
Elsa Cantu, Assistant to the City Manager – Mayor & Council



2017 Bond Program Development Possible Revision to Financial Management Performance Criteria

Budget, Finance, & Audit Committee
June 20, 2016



Briefing Outline

- › Overview of Financial Management Performance Criteria
- › Review potential revisions related to capital projects and debt service
- › Review impact of revisions to bond program/pay-as-you-go
- › No recommendation is included since briefing is informational only; no action is required

Overview of FMPC

- › Financial Management Performance Criteria (FMPC) are a set of standards which guide City's financial decisions
- › Originally adopted in 1978
- › Criteria are grouped into categories:
 - Operating programs
 - Capital & debt management
 - Accounting, audit, & financial planning
 - Cash management
 - Grants & trusts
- › Dallas Water Utilities has its own set of criteria that govern its system

FMPC Review/Revisions

- › FMPC monitored for compliance at multiple intervals during each fiscal year including:
 - During budget process
 - At fiscal year-end
 - Prior to each debt issuance
- › FMPC has been amended periodically by Council:
 - Most recent revision approved October 2014
 - › Increased minimum unassigned fund balance of General Fund from 5% (18.3 days) to 8.2% (30 days)
 - Revisions were also made in 2011, 2008, 2007 and 2005

Capital & Debt FMPC

- › Criteria related to capital and debt pertain to City's general obligation program including:
 - Prescribes debt limits
 - Outlines usage of certificates of obligation
 - Governs use of tax increment financing (TIF) and public improvement districts (PID)
 - Sets policy prohibiting use of debt to finance current operating expenses

- › Dallas Water Utilities has its own set of capital and debt criteria

FMPC Criteria #17

- › Criteria #17 governs amount of general obligation (GO) debt City can have outstanding
 - Cannot exceed 4% of market value of taxable property
 - Currently at 1.5% of market value of taxable property
- › Consider changing criteria from market value to taxable value
 - Texas Government Code uses taxable value as debt limit as do Dallas' peer cities
- › Additional consideration of lowering 4% threshold in FMPC #17 to lesser amount
 - And/or establish additional criteria to phase down percent of total tax rate used for debt service

FMPC Criteria #17

Comparative City Analysis – General Obligation Debt Limits

City	Policy/Statute
Dallas	Not to exceed 4% of market value of taxable property; City Charter also imposes limit of 10% of assessed valuation
Austin	Not to exceed 2% of assessed valuation
Fort Worth	Does not impose a debt limit; utilizes a tax rate cap of \$1.90/\$100 valuation
Houston	Not to exceed 10% of assessed valuation
San Antonio	Not to exceed 10% of assessed valuation
State of Texas	Government Code limits debt to 10% of assessed valuation; State Constitution also imposes a tax rate cap of \$2.50/\$100 valuation for debt service

If FMPC Revised for Debt Reduction

- › FY16 outstanding debt is 1.7% of taxable value
- › Any plan to reduce GO debt level would be affected by size of 2017 Bond Program
- › Figures below assume zero bond issuance after 2017 Bond Program

Estimated General Obligation Debt as a % of Taxable Value			
Scenario	FY 2020	FY 2025	FY 2030
\$1 Billion	1.60%	1.25%	0.65%
\$800 Million	1.60%	1.10%	0.55%
\$600 Million	1.60%	1.00%	0.50%
\$500 Million	1.55%	0.90%	0.45%
\$800 Million (10-Year Bonds)	1.65%	1.00%	0.35%

If FMPC Revised for Debt Reduction

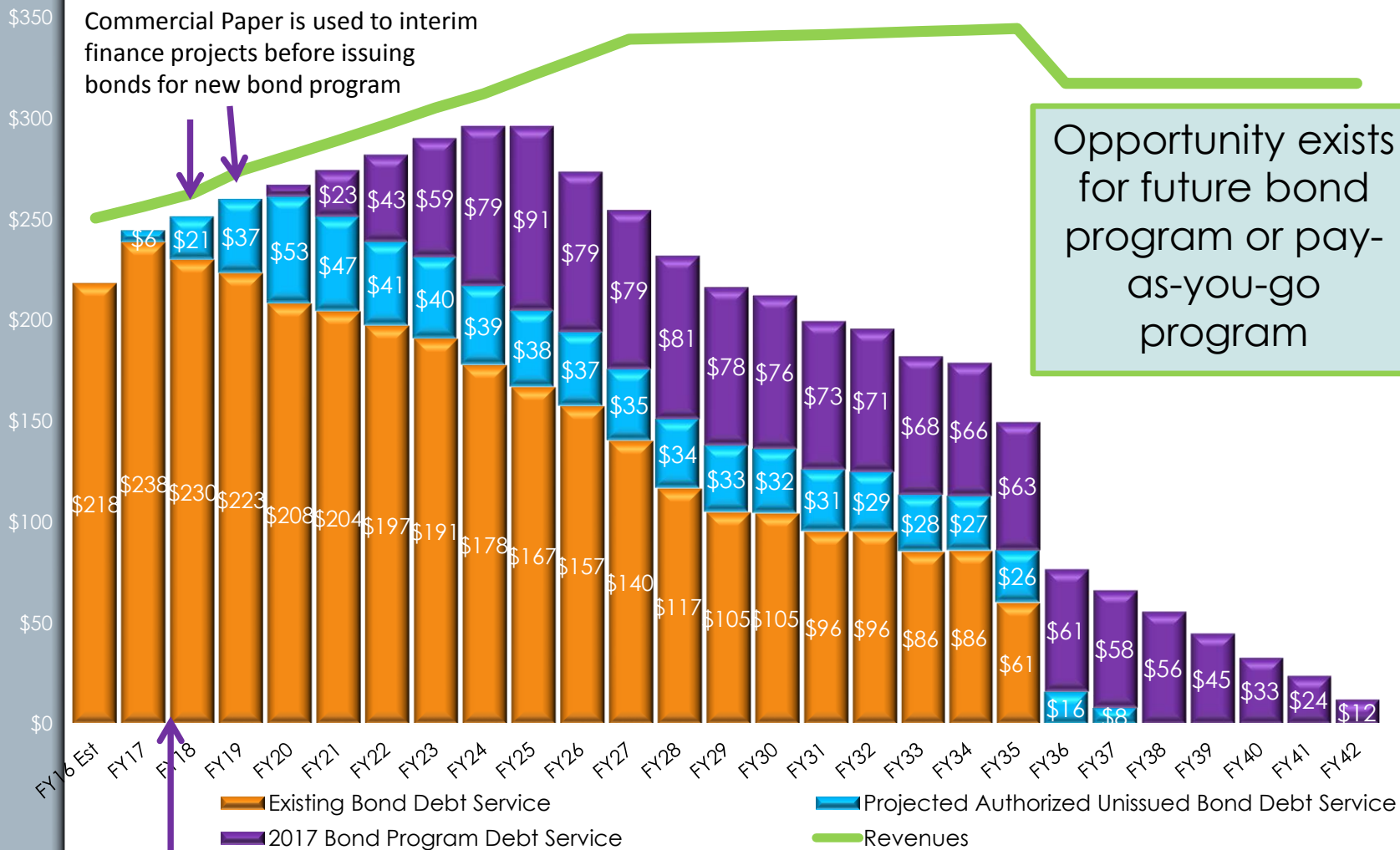
- › FY16 debt service tax rate is currently 29.2% of total tax rate
- › Any plan to reduce GO debt level would be affected by size of 2017 Bond Program
- › Figures below assume zero bond issuance after 2017 Bond Program

Estimated Debt Service Tax Rate as a % of Total Tax Rate			
Scenario	FY 2020	FY 2025	FY 2030
\$1 Billion	29.2%	28.4%	26.3%
\$800 Million	28.4%	26.7%	25.1%
\$600 Million	27.9%	25.0%	23.8%
\$500 Million	27.9%	23.8%	23.2%
\$800 Million (10-Year Bonds)	29.2%	29.2%	27.6%

Notes on Estimated Values

- › Future figures presented in this briefing are estimates based on available information and they will change
- › Projections will fluctuate based on:
 - Changes in property tax revenue once tax roll is certified (7/25/16) and tax rate is proposed for FY17
 - Ability to shift tax rate from debt service to general fund for purposes of pay-as-you-go is subject to rollback rate limitation
 - Any changes made by State Legislature to property tax code
- › Estimated values also assume City will not have another bond program after 2017

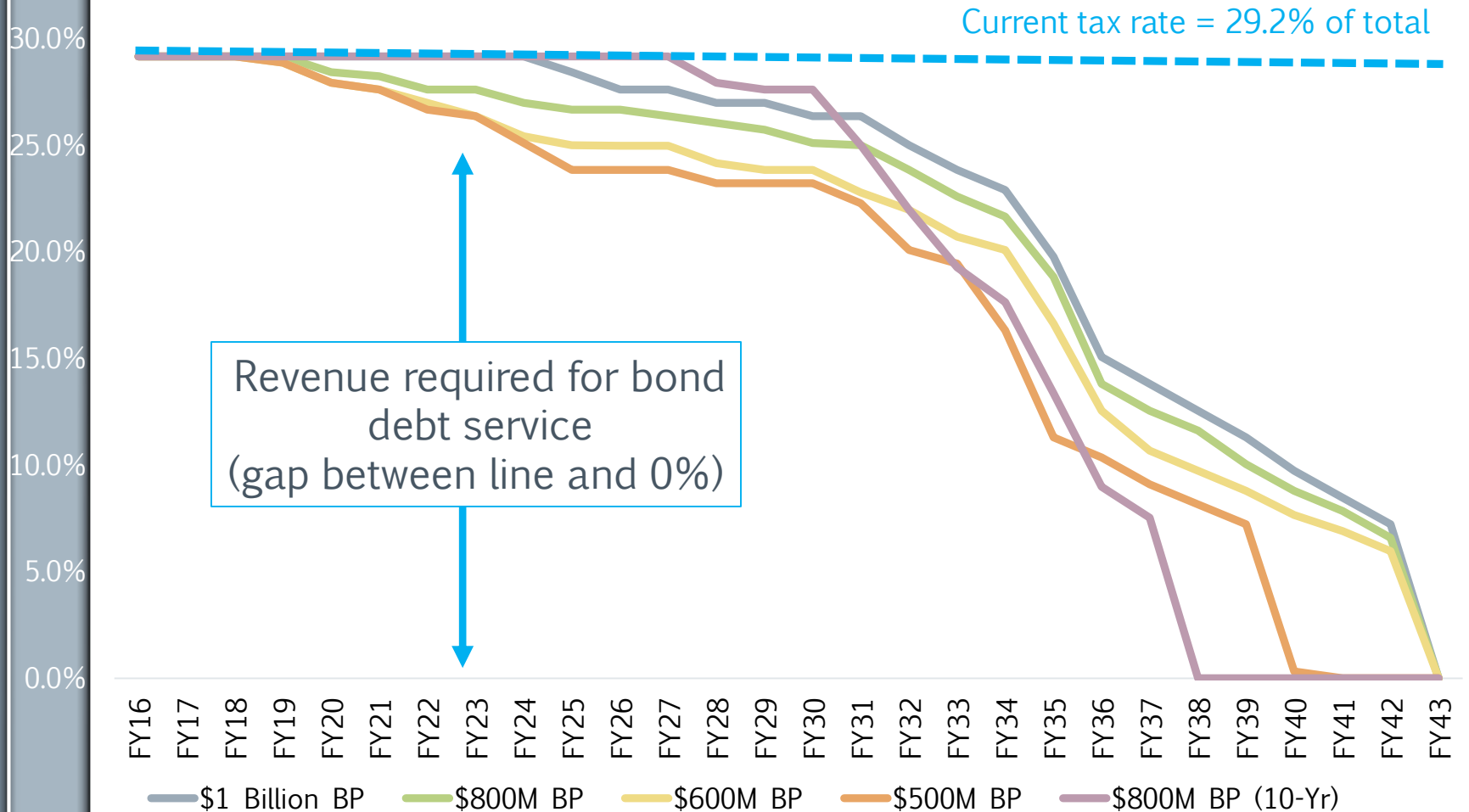
Projected Future Debt Service (\$ in millions)



Bond election in May 2017 (FY17) and begin projects using Commercial Paper

Debt Service as % of Tax Rate

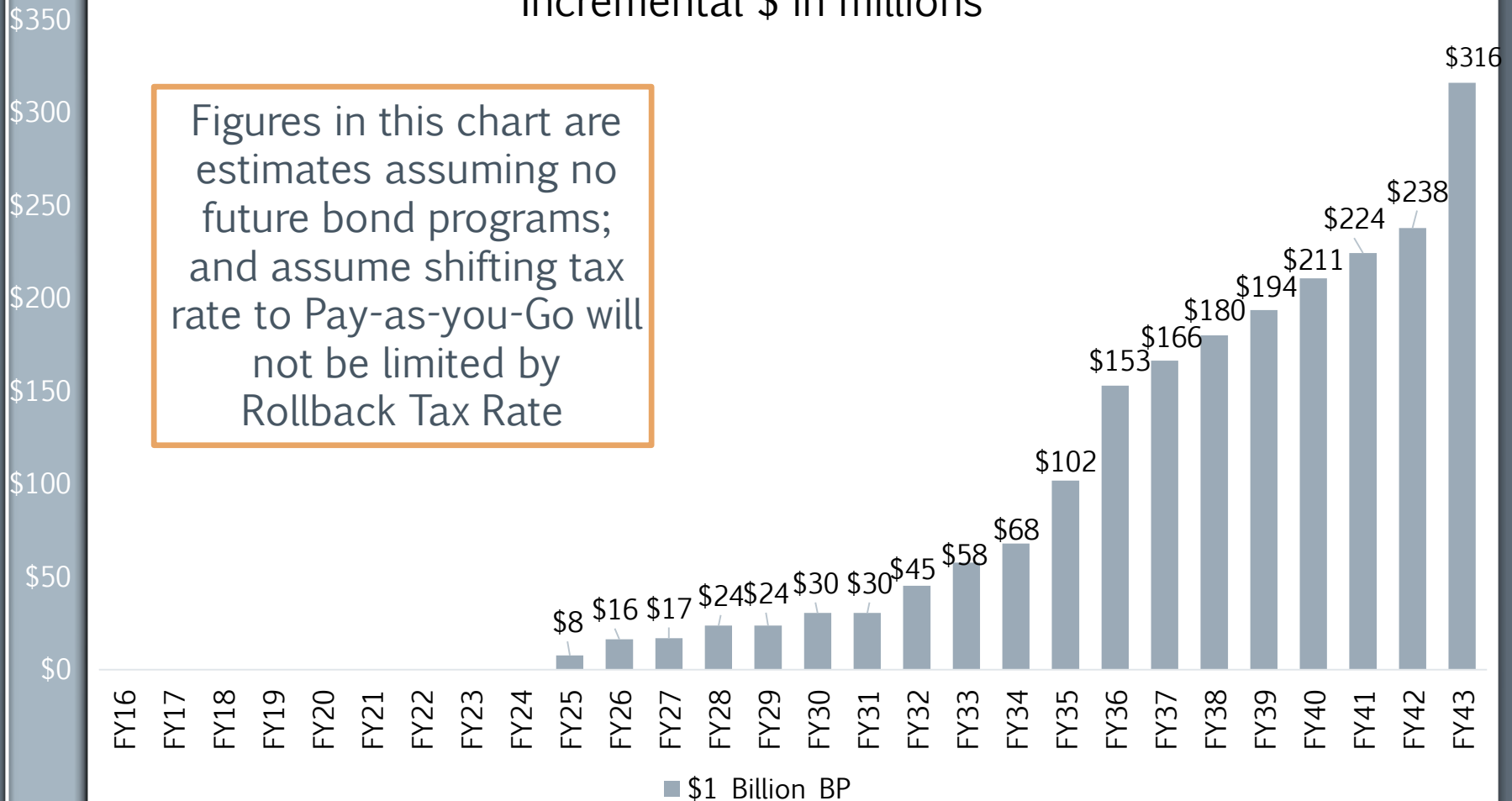
(Projected reduction for possible shift for pay-as-you-go)



Projected Pay-as-you-Go Revenue Resulting from Tax Rate Shift to GF

Incremental \$ in millions

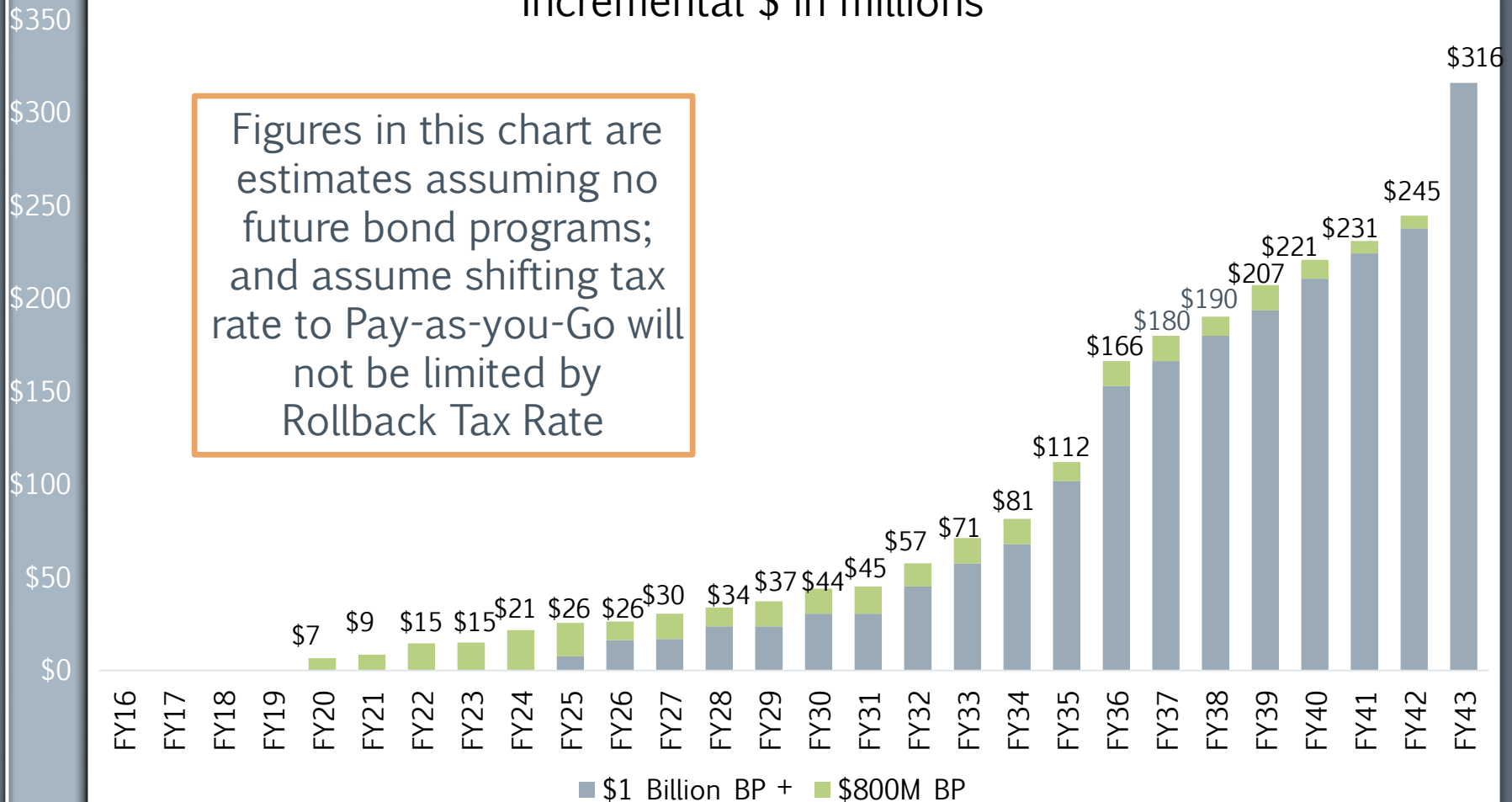
Figures in this chart are estimates assuming no future bond programs; and assume shifting tax rate to Pay-as-you-Go will not be limited by Rollback Tax Rate



Projected Pay-as-you-Go Revenue Resulting from Tax Rate Shift to GF

Incremental \$ in millions

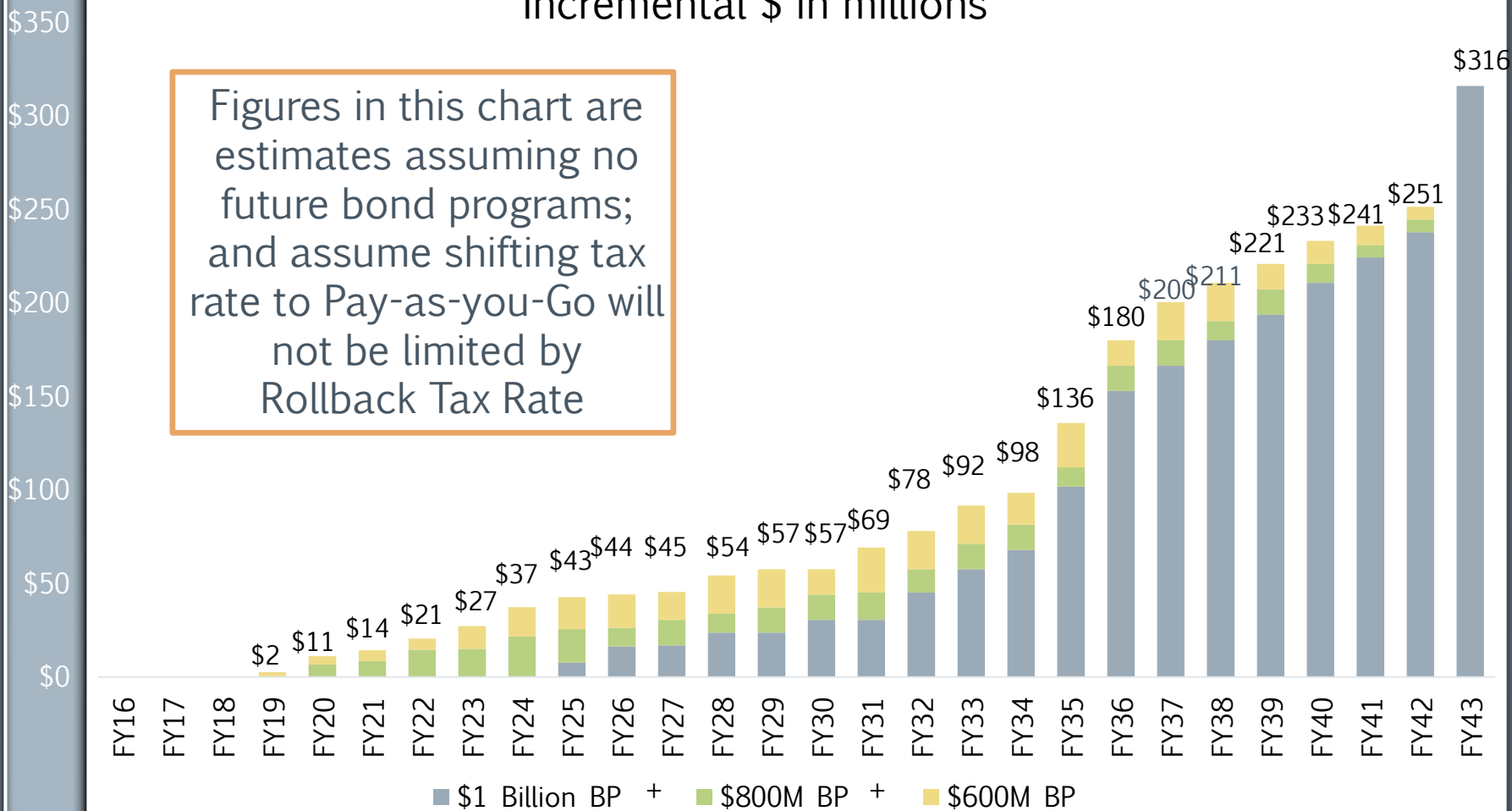
Figures in this chart are estimates assuming no future bond programs; and assume shifting tax rate to Pay-as-you-Go will not be limited by Rollback Tax Rate



Projected Pay-as-you-Go Revenue Resulting from Tax Rate Shift to GF

Incremental \$ in millions

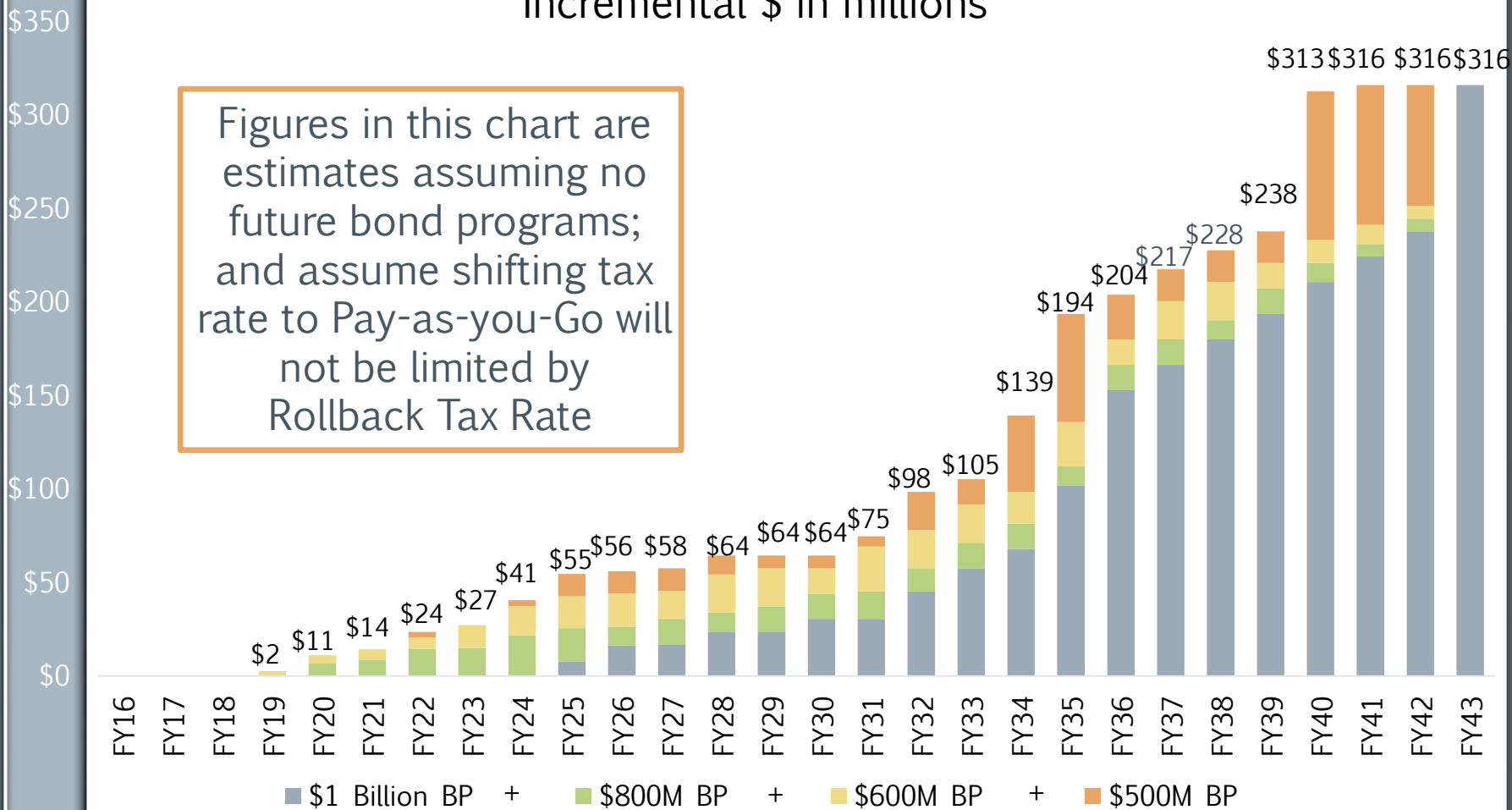
Figures in this chart are estimates assuming no future bond programs; and assume shifting tax rate to Pay-as-you-Go will not be limited by Rollback Tax Rate



Projected Pay-as-you-Go Revenue Resulting from Tax Rate Shift to GF

Incremental \$ in millions

Figures in this chart are estimates assuming no future bond programs; and assume shifting tax rate to Pay-as-you-Go will not be limited by Rollback Tax Rate



Pros/Cons of Pay-as-you-Go Program

- › Pros of pay-as-you-go program
 - Reduces City's long-term debt
 - Reduces expense by eliminating future interest cost
 - Eliminates potential for interest rate exposure
 - Does not require rating agencies
- › Cons of pay-as-you-go program
 - Shifting tax rate from debt service to pay-as-you-go is subject to rollback tax rate limitations
 - Four prepared scenarios show ~\$100m cash in a given year is not available until FY32 or later
 - › City typically awards \$100m to \$150m annually on capital projects
 - Condition of City infrastructure will worsen during period between 2017 bond program and time that sufficient cash is accumulated in pay-as-you-go program
 - › Street degradation averages between 4.2%-4.8% annually; 10-year wind up period could have devastating effect on street conditions
 - Funds for pay-as-you-go could be redirected for other purposes by future City Councils

Revisions to FMPC #17

- › Criteria #17 could be revised to reflect a debt limit based on taxable values rather than market value
- › Criteria #17 could be revised and change threshold limit from 4% of market value of property to a lesser amount such as 2% of taxable value
 - Or phase reduction to a lesser amount over time
- › Additional criteria could be added to establish policy to reduce percent of tax rate allocated to debt service from current 29.2%



Questions & Comments

Memorandum



CITY OF DALLAS

DATE June 17, 2016

TO Honorable Members of the Budget, Finance and Audit Committee: Jennifer S. Gates (Chair),
Philip T. Kingston (Vice Chair), Rickey D. Callahan, Scott Griggs, Lee M. Kleinman, Erik Wilson

SUBJECT Bond Fund Uses, Savings and Reprogramming Briefing

On Monday, June 20, 2016, the Budget, Finance and Audit Committee will be briefed on Bond Fund Uses, Savings and Reprogramming. The briefing materials are attached for your review.

Please feel free to contact me if you have questions or need additional information.

A handwritten signature in black ink, appearing to read 'Jill A. Jordan'.

Jill A. Jordan P.E.
Assistant City Manager

Attachment


c: Honorable Mayor and Members of the City Council
A.C. Gonzalez, City Manager
Christopher D. Bowers, Interim City Attorney
Craig D. Kinton, City Auditor
Rosa A. Rios, City Secretary
Daniel F. Solis, Administrative Judge
Ryan S. Evans, First Assistant City Manager

Eric D. Campbell, Assistant City Manager
Mark McDaniel, Assistant City Manager
Joey Zapata, Assistant City Manager
Jeanne Chipperfield, Chief Financial Officer
Sana Syed, Public Information Officer
Elsa Cantu, Assistant to the City Manager – Mayor & Council

BOND PROGRAM PROJECTS

BOND FUND USES, SAVINGS AND REPROGRAMMING

BUDGET, FINANCE AND AUDIT COMMITTEE – JUNE 6, 2016



PURPOSE

Address Council questions on the use of bond funds and savings for new projects:

- Switching projects
- Use of savings
- Discretionary funds

CHARACTERISTICS OF BOND PROPOSITIONS

- Each bond program (BP) is divided into individual propositions
- Voters approve propositions separately
- Only like projects can be in a proposition
 - Ex. Streets cannot be grouped with parks, and libraries with fire stations
- Funds from one proposition cannot be used to fund projects in a different proposition, unless language in a proposition is broad enough to incorporate the change



VS.



VS.



CHARACTERISTICS OF BOND PROPOSITIONS – CONT.

Propositions are usually written as a general description of the work and type of projects to be done but can be a specific lists of projects

Example of General Language

2012 BP – Proposition No. 1 – Streets and Transportation

Shall the city council of the city of Dallas, Texas, be authorized to issue general obligation bonds of the city in the aggregate principal amount of \$260,625,000 for the purpose or purposes of providing funds for permanent public improvements, to-wit: planning, designing, constructing, reconstructing, improving, extending, and expanding streets, thoroughfares, freeways, alleys, sidewalks, bridges, and pedestrian and bike ways, including related storm drainage facilities and improvements, signalization, signage, video roadside cameras, and other traffic and signal controls, street lighting, landscape, streetscape and median improvements, and the acquisition of land therefore

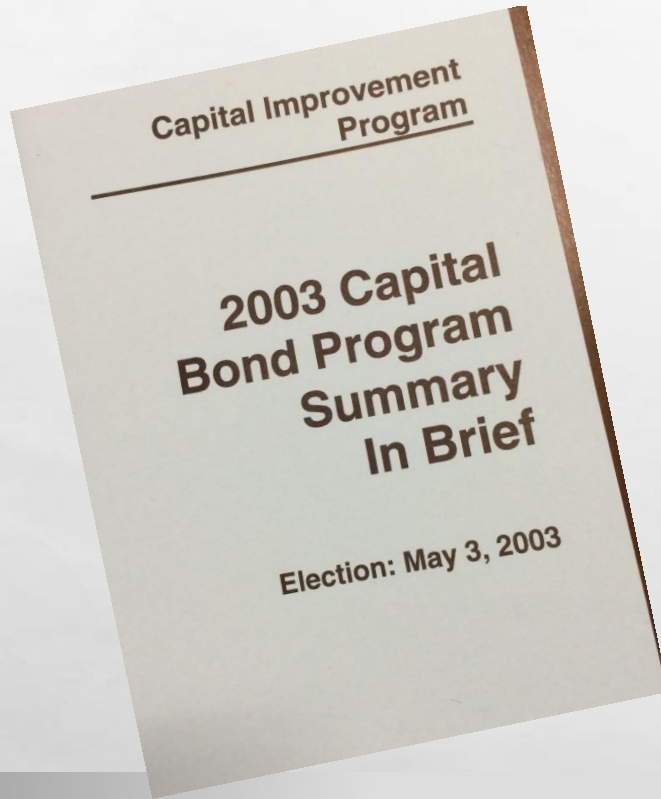
Example of Specific Language

2003 BP- Proposition 10 - Specified Street Projects

Shall the city council of the city of Dallas, Texas, be authorized to issue general obligation bonds of the city in the aggregate principal amount of \$67,900,000 for the purpose of providing funds for permanent public improvements, to-wit: planning, designing, constructing, reconstructing, improving, extending, and expanding the streets, thoroughfares and freeways specified on Attachment 1 to this Election ordinance including sidewalks, storm drainage facilities and improvements, signalization, signage, and other traffic and signal controls, street lighting, streetscape and median improvements in connection therewith, and the acquisition of land therefor

COMMITMENT TO VOTERS

Although the propositions are written generally, the City produces a list of the specific projects to be done under each proposition



drainage infrastructure improvements for low/moderate income housing with respect to the following street improvements.

PROJECTS	CATEGORY
Alaska - Saner to Elmore	Target Neighborhood
Ann Arbor Ave. - Cardinal Dr. to Tacoma St	Street Resurfacing
Banner - Park Central to Coit	Street Resurfacing
Baxar - IH 175 to Rochester St	Street Resurfacing
Bronze Way - Westmoreland to Cockrell Hill	Streetscape/Urban Design
Buckner - Bralton Rd. to Scyene Circle	Street Resurfacing
Burbank - Denton to Loop 354/Harry Hines	Streetscape/Urban Design
Calvert St. - 5100 Block	Thoroughfares
Canton - Good Latimer to Trunk	Street Reconstruction
Cash Rd. - Black Gold Dr. to Halifax St	Street Resurfacing
Cedar Springs - Field to Routh	Street Resurfacing
Chief St. - Dead End to Inving Blvd.	Street Resurfacing
Clarendon Dr. (W) - Bishop Ave. to Edgefield Ave	Street Resurfacing
Community - Harry Hines to N.W. Hwy	Thoroughfares
Continental - North Industrial to Stemmons	Street Resurfacing
Crockett St. - Bryan to San Jacinto	Street Resurfacing
Denton - Mockingbird to Inwood	Street Resurfacing
Denton Dr. Cutoff - Inwood to Maple	Thoroughfares
Empress Row - 8900 Block	Thoroughfares
Endicott Lane - Moberly Ln. to 800' East	Street Reconstruction
Envy St. - Ross to Young	Street Reconstruction
Fairmont St. - McKinney Ave. to Cedar Springs Rd.	Street Resurfacing
Fitzhugh - Ross to Deere	Street Resurfacing
Fordham Rd. - Jennings Ave. to Hale St.	Street Resurfacing
Forest - 7008 Forest to El Hara	Street Reconstruction
Gaston - Good Latimer to La Vista	Street Resurfacing
Grand Ave. - Robert B. Cullum to Good Latimer	Street Resurfacing
Griffin St. (N) - San Jacinto to Field	Street Resurfacing
Griffin St. (S) - Main to Young	Street Resurfacing
Hall - Central (US 75) to Duff	Street Resurfacing
Hall - Marie to McKinney	Street Resurfacing
Hampton (N & S) - Davis to Twelfth	Street Resurfacing
Hampton (S) - Brandon to Falls	Street Resurfacing
Harwood St. - Live Oak to Ross	Street Resurfacing

COMMITMENT TO VOTERS CONTINUED

- Most of the projects in these lists are specific
 - Ex. Street from here to there to be resurfaced
- Some projects are unspecified-
 - Ex. 50/50 Sidewalks and traffic signals
 - Allows for response from the public or needs as they arise
- Lists are widely distributed to the public during the election campaign
- These lists reflect the city's commitment to voters

SWITCHING PROJECTS

General language allows projects to switch out and add new ones; however, to fulfill the City's commitment to voters, projects are only changed out under limited conditions (rarely occurs):

- Project was done by another agency or through a different funding method
- Public no longer wants the petition project or developer backs out
- Public consensus on the final design of the project cannot be reached
- Environmental permits cannot be obtained
- Insufficient funding
- Council changing priorities

Staff works with the council member on the switch

Full council votes on the change when the original project's funding is used for a new project resulting from a switch

USE OF SAVINGS – IN GENERAL

- Schedules for projects are set after BP passage
- Typically, BPs last 3-5 years (however, some projects may be awarded after that period)
- To account for inflation, all projects are inflated to the midpoint
- Calculated savings from the earlier constructed projects pays for the anticipated higher cost of later projects
- If savings are used for new projects before all original projects are complete, there could be a funding shortage for some original projects
- If savings are still available after all bond program projects are done, the funding can be used for new projects or for paying debt service
 - Ex.- In the library proposition, after all projects were done, savings were used to design, renovate and/or build additional libraries

Appendix A is a sample summary of bond savings usage for multiple propositions/bond programs

THE MECHANICS OF USING SAVINGS

- When savings occur in a project, funds are moved to a contingency fund for later use or can be transferred directly to another project
- When the need for additional funding for a bond program project is known, departments inform OFS, for processing of fund transfers
- Changes are included in the annual capital budget for approval by Council
- Departments track both savings and anticipated extra funds needed for projects to make sure that these stay equivalent

USE OF SAVINGS – IN EXCEPTIONAL CASES

- Emergencies and unexpected conditions arise occasionally for which funding is needed (Ex. The damage to Jack Evans building after the shooting incident)
- Funding for these needed improvements can come from multiple sources- contingency, operating funds, or the use of bond savings
- The department with the need for project funding works with OFS to determine the recommended funding source

DISCRETIONARY FUNDS

Propositions may set aside funds for projects not yet identified at the time of the bond election, called "Discretionary" amounts or projects

Examples:

'03 BP had funds for discretionary use by Council members for either street or park projects

- The decision as to whether the funding was for streets or parks was made when the bond election was called and so funding could not be switched from one proposition to the other after that time
- Some council members identified the use of these funds when the BP was called while others did not

Note: the City was criticized for using discretionary funds in this case

'12 BP did not fully list the housing and economic development projects to receive funding

- Allows response to development opportunities as they arise

FUTURE POLICY DECISIONS

For the next bond program, Council has policy choices related to:

- Use of discretionary funding
- Whether propositions will be general or have specific project lists

QUESTIONS AND COMMENTS

APPENDIX

**Appendix A - Anticipated Savings or Reprogrammed/Cancelled Projects Usage Summary
for the 2006 Bond Program**

Proposition	Original BP Amount	Spent or Encumbered to date	Anticipated \$	Total to be Spent on Orig BP Proj	Anticipated Savings/Reprogra mmed/Cancelled	\$ Committed/ Spent on Added Proj to Date	Available	
			to Complete all				Anticipated	Anticipated
			Original BP Projects				Savings/Reprogra mmed/Cancelled	Savings/ Reprogrammed/ Cancelled
A	B	C	D (B+C)	E (A-D)	F	G (G-F)		
01 - Street and Transportation Improvement	390,421,920	302,609,780	84,813,130	387,422,911	2,999,009	2,999,009	0	
02 - Flood Protection and Storm Drainage Facilities	334,313,043	246,514,205	86,148,838	332,663,043	1,650,000	1,650,000	0	
03 - Park and Recreation Facilities	343,230,711	281,195,162	59,762,988	340,958,150	2,272,561	2,272,561	0	
04 - Library Facilities	46,200,974	32,552,853	3,610,835	36,163,688	10,037,286	10,037,286	0	
05 - Cultural Arts Facilities	60,857,189	53,763,712	7,093,477	60,857,189	0	0	0	
06 - City Hall, City Service and Maintenance	34,747,591	15,731,791	15,507,485	31,239,277	3,508,314	3,508,315	0	
07- Land Acquisition Under The Land Bank Program for The Development of Low and Moderate Income Single-Family Homes	1,500,000	1,500,000	0	1,500,000	0	0	0	
08 - Economic Development in Southern Area of The City, and in Other Areas of The City in Connection with Transit-Oriented Development, by Providing Public Infrastructure and Funding the City's Economic Development Programs for Such Areas	41,496,519	41,357,307	139,213	41,496,519	0	0	0	
09 - Farmers Market	6,636,760	4,909,123	1,727,637	6,636,760	0	0	0	
10 - Land Acquisition in the Cadillac Heights Area for Future Location of City Facilities	22,551,771	8,509,038	14,042,733	22,551,771	0	0	0	
11 - Court Facilities	7,944,968	7,380,510	12,000	7,392,510	552,458	0	552,458	
12 - Public Safety Facilities including Police Facilities, Fire Facilities and Emergency Warning Systems	63,621,395	52,506,620	7,440,415	57,626,874	5,994,521	3,672,690	2,321,831	

**Appendix B - List of Added 2006 Bond Projects funded with Anticipated Savings or
Reprogrammed/Cancelled Projects**

Proposition 01 - Street and Transportation

Edgemere Road - Northwood Road to Northwest Highway	510,663	Initiated by Council Member
I-30 Bicycle Pedestrian Connection	2,020,896	Initiated by City Staff/City Council
Pemberton Drive - Edgemere Road to Cul-De-Sac	247,450	Initiated by Council Member
White Rock Creek Trail Access Paths & Sidewalk Connection	220,000	Initiated by Council Member
	2,999,009	

Proposition 02 - Flood Protection and Storm Drainage Facilities

Madison to Beckley Storm Drainage	1,650,000	Initiated by Council Member
	1,650,000	

Proposition 03 - Park and Recreation Facilities

Beckley Saner Park	1,031,174	Initiated by Council Member
Dealey Plaza	119,230	Initiated by City Staff
Fair Park Grand Ave and ML King Jr Blvd	57,356	Initiated by City Staff
Fair Park Interpretation Program	268,698	Initiated by City Manager/City Staff
Greiner Park	9,734	Initiated by City Staff/Council Member
Kiest Park	106,459	Initiated by City Staff/Park Board
Kiestwood Trail	222,804	Initiated by City Staff/Park Board
Kleberg Rylie Recreation Center	23,900	Initiated by City Staff/Park Board
Meadowstone Park	230,085	Initiated by City Staff /Council Member
Trinity Strand Trail Connection	203,121	Initiated by City Staff/Park Board
	2,272,561	

Proposition 04 - Library Facilities

Highland Hills Branch Library - Construction	5,540,599	Initiated by City Staff
Fretz Library Roof Replacement	326,227	Initiated by City Staff
Central Library - 7TH Floor Renovation	2,698,365	Initiated by City Staff
Forest Green Branch Library - (Design)	312,882	Initiated by City Staff
North Oak Cliff - (Design)	348,113	Initiated by City Staff
Park Forest (Design)	451,470	Initiated by City Staff
Preston Royal Branch Library (Design)	359,631	Initiated by City Staff
	10,037,286	

Proposition 06 - City Hall, City Service and Maintenance Facilities

CIS Data Center - Replace Chillers	98,610	Initiated by City Staff
2014 Main Street Renovation (Municipal Court)	1,309,316	Initiated by City Staff
Facilities Condition Assessment	1,942,862	Initiated by City Staff
Fire Station #15 - Roof	51,693	Initiated by City Staff
Hensley Field Fleet Facility Improvements	105,834	Initiated by City Staff
	3,508,315	

**Appendix B - List of Added 2006 Bond Projects funded with Anticipated Savings or
Reprogrammed/Cancelled Projects**

**Proposition 12 - Public Safety Facilities including Police
Facilities, Fire Facilities and Emergency Warning Systems**

Bexar Street Police Substation	413,496	Initiated by City Staff
DFRD US&R Hensley Field Roof Replacement	150,410	Initiated by City Staff
Dolphin Rd Dallas Fire Training Facility - Roof Replacement	219,201	Initiated by City Staff
Fire Facilities (Various) - Roof Replacements	144,182	Initiated by City Staff
Fire Station #12 - Roof Repair	60,532	Initiated by City Staff
Fire Station #15 - Roof	107,557	Initiated by City Staff
Fire Station No 7	102,577	Initiated by City Staff
Fire Station No. 11 - Kitchen Remodel	155,851	Initiated by City Staff
Fire Station No. 3 - Roof Replacement	170,000	Initiated by City Staff
Fire Station No. 36 - Apparatus Bay Expansion	60,723	Initiated by City Staff
Fire Station No. 4 - Kitchen Roof Area Repair	60,000	Initiated by City Staff
Fire Station No. 51 - Kitchen Improvements	36,247	Initiated by City Staff
Fire Station Trench Drain Repairs	151,430	Initiated by City Staff
Fire Training Facility Auditorium	46,000	Initiated by City Staff
Jack Evans DPD HDQ - Masonry Repairs	230,000	Initiated by City Staff
Jack Evans DPD Headquarters - Physical Security Enhancements	173,118	Initiated by City Staff
Jack Evans DPD HQ - PED Bridge Stair Replacement	76,728	Initiated by City Staff
NE & SE Police Solar Project	250,000	Initiated by City Staff
Police Motorcycle AST Fueling Location	78,856	Initiated by City Staff
SE Police Parking	140,692	Initiated by City Staff
South Central Police Substation Parking Expansion	690,193	Initiated by City Staff
Southeast DPD - Fuel/Car Wash Roof Replacement	40,000	Initiated by City Staff
Southeast DPD - Sally-port Roof Replacement	65,000	Initiated by City Staff
Southeast Police Carpet Replacement	49,896	Initiated by City Staff

3,672,690

Appendix C - Cancelled/Reprogrammed 2006 Bond Program

Project Name	Project Category	Bond Value
Prop 01 - Street and Transportation Improvement:		
Pringle Dr & Norco St - Canada Dr to Bernal St	Alley Petitions	173,577
Frankford: Campbell Road to Preston	Sidewalk Improvements	12,763
Frankford: Kelly to Marsh	Sidewalk Improvements	31,908
Frankford: Preston to Coit	Sidewalk Improvements	15,954
Frankford: Rail line to Kelly	Sidewalk Improvements	6,382
Midway: Frankford to Rosemead	Sidewalk Improvements	19,145
Midway: Rosemeade to Kansas City Southern Railroad	Sidewalk Improvements	54,243
Trinity Mills: Marsh to Midway	Sidewalk Improvements	248,879
Waterview: Cullum to Frankford	Sidewalk Improvements	127,630
Claymont Dr - Dangerfield Dr to 7233 Claymont Dr	Sidewalk Petitions	158,261
Cliffdale Ave. - Avon St. to Dead End	Street Petitions	308,865
Fairport Rd - Murdock Rd to Dowdy Ferry Rd	Street Petitions	784,925
Cantegral - Reconstruct pavement associated with the City Lights Development	Street Reconstruction Local Streets	299,999
Englewood Road - Tilden to Oakenwald Street	Street Reconstruction Local Streets	232,826
Oakenwald Street - Plowman Ave to Beckley Ave.	Street Reconstruction Local Streets	413,225
Oakenwald Street - Zang Blvd. to Plowman Ave	Street Reconstruction Local Streets	234,784
Plowman Avenue - Oakenwald St to Zang Ave	Street Reconstruction Local Streets	215,350
Plowman Avenue - Tilden to Oakenwald Street	Street Reconstruction Local Streets	319,439
Hobbs St - Haskell Av to Alpine St	Street Reconstruction Thoroughfares	446,705
Arnold st. - S. Lamar St. to Austin St.	Street Resurfacing	17,996
Doric St. - Abernathy Ave. to Cul-De-Sac	Street Resurfacing	72,494
Greenville Ave. - Bryan St. to Palo Pinto Ave.	Street Resurfacing	454,362
Knoxville St. - Dead End to Old Spanish Tr.	Street Resurfacing	76,323
Lofland St. - Harry Hines Blvd. to Redfield Dr.	Street Resurfacing	69,431
Security Dr. - Conveyor Ln. to Conveyor Ln.	Street Resurfacing	100,572
Beckley Avenue - Tilden to Oakenwald Street	Streetscape / Urban Design	114,924
Cantegral Street Streetscape (Cantegral by Citylights project)	Streetscape / Urban Design	360,000
Citylights Unnamed Street Streetscape	Streetscape / Urban Design	400,000
Live Oak - Cantegral to Good Latimer	Streetscape / Urban Design	290,000
Live Oak - Cantegral to Texas	Streetscape / Urban Design	125,000
Texas Street - Bryan to Live Oak	Streetscape / Urban Design	200,000
Tilden Street - Beckley to Plowman Ave	Streetscape / Urban Design	72,716
Utility modifications (Cantegral by City Lights project)	Streetscape / Urban Design	125,000
Zang Avenue - Plowman Ave to Oakenwald St	Streetscape / Urban Design	87,429
Rio Grande Av from Blue Ridge Blvd to Kiest Blvd	Target Neighborhood	1,659,190
Bonnie View -Langdon to Hutchins C.L.	Thoroughfares	19,661,837
Deceleration lane on Good Latimer	Thoroughfares	250,000

Appendix C - Cancelled/Reprogrammed 2006 Bond Program

Project Name	Project Category	Bond Value
Prop 01 - Street and Transportation Improvement (continued):		
Merrifield from the existing Merrifield Road to Grady Niblo - Design Only	Thoroughfares	1,945,000
Oregon/Beckley connection to I-30 frontage Road	Thoroughfares	3,968,906
Left Turn Lane on Live Oak	Improvement	175,000
Signal modifications @ Live Oak/Good Latimer	Improvement	99,999
Traffic signal @ Cantegral/Texas	Traffic Signal Upgrades - Citywide	175,000
		34,606,039
Prop 02 - Flood Protection and Storm Drainage Facilities:		
Cavender 425	Erosion Control	102,104
Clearbrook Ln. 10500 Blk	Erosion Control	99,551
Hampton 3223 South	Erosion Control	153,156
		354,811
Prop 03 - Park and Recreation Facilities:		
Glendale Park Pool	Aquatic Facilities	185,000
H.R. Moore Park Pool	Aquatic Facilities	185,000
Kidd Springs Park	Aquatic Facilities	35,000
Tietze Park Pool	Aquatic Facilities	155,000
Tommie M. Allen Park	Aquatic Facilities	225,000
Dallas Zoo Bird and Reptile Building	Dallas Zoo	3,000,000
Dallas Zoo African Savanna / Elephant	Dallas Zoo	10,000,000
Dallas Zoo African Savanna / Stormwater	Dallas Zoo	4,000,000
Dallas Zoo Support Services Complex	Dallas Zoo	2,000,000
Dallas Zoo Zebra and Woodlands	Dallas Zoo	3,500,000
Fair Park	Fair Park	600,000
Fair Park Age of Steam	Fair Park	2,750,000
Fair Park Conference Center	Fair Park	2,000,000
Fair Park Court of Honor	Fair Park	2,000,000
Fair Park Embarcadero Building	Fair Park	1,200,000
Fair Park Pan American Building	Fair Park	4,500,000
Fair Park Texas Music Center	Fair Park	500,000
Fair Park Tower Building	Fair Park	3,200,000
Fair Park-Site Lighting and Furnishing	Fair Park	1,500,000
Fair Park-Utilities, Infrastructure and Site Improvement (Douglas/Moore Community Center)	Fair Park	2,000,000
Reunion Gateway	Land Acquisition	250,000
Reunion Gateway	Land Acquisition	1,200,000
Dallas Zoo - Bird & Reptile Building - Replace HVAC	Major Maintenance	400,000
Dallas Zoo - Bird & Reptile Building - Replace skylights	Major Maintenance	300,000
Elm Fork Gun Range	Major Recreational Facilities-Outdoor	500,000
Joey Georgisus Park (FORMERLY Pinnacle Park)	Major Recreational Facilities-Outdoor	4,000,000

Appendix C - Cancelled/Reprogrammed 2006 Bond Program

Project Name	Project Category	Bond Value
Prop 03 - Park and Recreation Facilities (continued):		
Crockett Park	Playgrounds	170,592
Five Mile Greenbelt	Playgrounds	170,592
Frankford Park	Playgrounds	170,592
Indian Ridge Park	Playgrounds	170,592
Katie Jackson Park	Playgrounds	102,355
Salado Park	Playgrounds	170,592
White Rock Lake Nautical Area	Playgrounds	170,592
Willoughby Park	Playgrounds	170,592
Arcadia North Library and School	Recreation and Site Development	286,594
Gannon Park	Recreation and Site Development	68,237
Arapaho Park	Recreation Facilities and Site Development	384,135
B.B. Owen Park	Recreation Facilities and Site Development	352,197
Casa View Park	Recreation Facilities and Site Development	100,000
Casa View Park Athletic Field	Recreation Facilities and Site Development	54,893
Dealey Montessori School	Recreation Facilities and Site Development	200,000
Dealey Montessori School	Recreation Facilities and Site Development	200,000
Dealey Montessori School	Recreation Facilities and Site Development	194,884
Fair Oaks Park	Recreation Facilities and Site Development	388,960
Hulcy Park	Recreation Facilities and Site Development	303,875
Kingsbridge Park	Recreation Facilities and Site Development	200,000
Kingsbridge Park	Recreation Facilities and Site Development	10,000
Kingsbridge Park	Recreation Facilities and Site Development	75,000
Kingsbridge Park	Recreation Facilities and Site Development	170,592
Lake Highlands North Park	Recreation Facilities and Site Development	417,749
Moss Park	Recreation Facilities and Site Development	274,465
Preston Green Park	Recreation Facilities and Site Development	274,465
Preston Ridge Trail	Recreation Facilities and Site Development	100,000
Preston Ridge Trail	Recreation Facilities and Site Development	300,000
Dallas Zoo Blue Building	Roof Replacement	100,000
Elm Fork Trail	Trail Development	200,000
Katy Trail	Trail Development	20,000
Runyon Creek Greenbelt	Trail Development	200,000
		56,357,545
Prop 04 - Library Facilities:		
Renner- Frankford Library Light Pole	Library Facilities	12,700
Walnut Hill Library - Replace HVAC	Major Maintenance	235,000
Central Library - Downtown Branch	Renovation	2,200,000
		2,447,700

Appendix C - Cancelled/Reprogrammed 2006 Bond Program

Project Name	Project Category	Bond Value
Prop 05 - Cultural Arts Facilities:		
Morton H. Meyerson Symphony Center - Extend existir	Renovation	1,400,000
		1,400,000
Prop 06 - City Hall, City Service and Maintenance:		
Forest/Audelia/LBJ Revitalization	Land Acquisition	3,949,945
City Hall, City Service and Maintenance	Major Maintenance	1,200,000
Central Service Center - Convert to chilled water system	Major Maintenance	1,180,000
Central Service Center - Parking	Major Maintenance	400,000
City-Wide Multi Purpose Center - Master Plan	Master Plan	450,000
Central Service Center - Fleet Maintenance - Roof Replacement	Roof Replacement	338,000
People Helping People - Roof Replacement	Roof Replacement	100,330
		7,618,275
Prop 12 - Public Safety Facilities including Police & Fire Facilities and Emergency Warning Systems:		
Fire Station #14 Fence - 1005 W 12th Street	Major Maintenance	322,077
		322,077

2006 Bond Program Projects
Proposition 01 - Street and Transportation

Project Name	Bond Value	Project Status
Alley Petitions:		
District 14 Alley Petitions	400,000	Completed
Goodwin Av & Vanderbilt Av - Laneri Av to Glencoe St	154,920	Completed
Nebraska Av & Ramona Av - Maywood Av to Graceland Av	54,881	Completed
Pringle Dr & Norco St - Canada Dr to Bernal St	173,577	Canceled
Thurston Dr & Wanebe Dr - Bombay Ave to Gilford St	88,703	Completed
Alley Reconstruction:		
9th St & 10th St - Zang to Madison	100,394	Completed
Aberdeen & Mimosa - Tibbs to Tulane	236,115	Completed
Aberdeen Ave & Mimosa Ln - Tibbs to Edgemere	234,839	Completed
Azalea & Rex - Preston to "T" Alley1	110,856	Completed
Berkley & Newport - Waverly To Rugged	225,532	Completed
Carillon Dr (13908 - 14030) Peyton - Spring Valley to "T" Alley	178,642	Completed
Carry Back Cir. & TU ROW - Pensive to T-alley	147,638	Completed
Catamore (3144) & Woodwind - Dundee including "T"	313,042	Completed
Chattington (7606) & Rolling Acres-Tophill toCarriage	324,592	Completed
Cliffbrook(7019) &Gateridge-Hillcrest to Cliffbroo	420,413	Completed
Colgate & Marquette - Boedeker to Durham	248,879	Completed
Cromwell(11001) - Royal to Cromwell	311,290	Completed
Eudora Dr (7110 - 7238) Mason Dells - St. Judes to Saint Michaels	290,996	Completed
Flowerdale Ln and Catamore Ln - Dundee to Royal Chapel Dr	-	Under Award - Construction
Image La (4406 - 4530) "T" Alley to Cockrell Hill	301,207	Completed
Leameadow (7119) & Town Bluff - Hillcrest to Wildvine	327,042	Completed
Marquette(7207) & Centenary - Airline to Durham	182,179	Completed
Marsalis & Lancaster - 11th to Jefferson	59,731	Completed
Marsalis & Lancaster - E. Tenth To E. Ninth	118,501	Completed
Mason Dells Drive & Yamini - Chicot to St. Judes	175,057	Completed
Meletio(5739) & Charlestown - Nuestra to Jamestown	299,803	Completed
Paldao Dr (7311 - 7429) Spring Valley - Meandering to Carillon	336,133	Completed
Peyton & Sprucewood - Meandering to Paldao	452,340	Completed
Rex Dr & Royal Crest Dr - Royalshire Dr east to "T" Alley	241,221	Completed
Rolling Hills & Spring Grove - Coit to Carillon	265,361	Completed
Steinman Avenue (300-322) 8th - Patton to Denver	75,302	Completed
Tahoe & Brush Creek-Brush Creek to Roaring Springs	172,301	Completed
Talisman Dr & Wildflower from Wildflower to Caraway	207,949	Completed
Tennant (509-517) Hampton - Jefferson to Tennant	35,736	Completed
Whitehall & Jubilee Trail - Shans to Cromwell	425,087	Completed
10th St & Oak Cliff	5,105	Completed
13139 Blossomheath Ln @ Alpha Rd	7,658	Completed
14019 Coit - Bus Stop	1,914	Completed
14740 Meandering Way	7,658	Completed

2006 Bond Program Projects
Proposition 01 - Street and Transportation

Project Name	Bond Value	Project Status
Barrier Free Ramps:		
1631 S. Marsalis Ave	3,829	Completed
2001 Deer Path	1,914	Completed
2100 N. Prairie Creek Rd & 9199 Bruton Rd	11,487	Completed
2601 Prichard Ln @ Reva St	7,658	Completed
2901 Matilda	7,658	Completed
3145 Mcdermott Ave	3,829	Completed
3423 Forest Ln	9,572	Completed
3434 Forest Ln	3,829	Completed
3525 Turtle Creek	7,658	Completed
3535 Forest Ln	1,914	Completed
4001 Live Oak St	11,487	Completed
5619 Belmont Ave	7,658	Completed
5723 Harvest Hill	22,973	Completed
6015 Berkshire Ln	3,829	Completed
6300 Elam Rd	34,460	Completed
6500 S. Cockrell Hill Rd	1,914	Completed
726 Edgemont Ave	9,572	Completed
7575 Frankford Road	4,500	Completed
8613 Old Hickory Tr	1,914	Completed
900 W. Canty St	7,657	Completed
9th St @ Polk St	7,658	Completed
9th St @ Tyler	7,658	Completed
Abrams Rd @ Meadowknoll Dr	12,763	Completed
Anita (5500) @ McMillan	5,743	Completed
Applecross Ln @ Kilbridge Ln	7,657	Completed
Applecross Ln @ Springcreek Rd	7,657	Completed
Aqua Dr @ Northlake Dr	7,658	Completed
Aqua Dr @ Waterview Rd	7,658	Completed
Bandera Ave @ Thackery St	3,829	Completed
Beckley Ave (S) - W Jefferson Blvd to Sunset Ave	7,658	Completed
Belt Line Rd @ Alexis Dr	7,658	Completed
Bennett Ave at Live Oak St	5,743	Completed
Bishop Ave (S) @ W. Yarmouth St	3,829	Completed
Blue Creek Dr @ Horizon Dr	3,829	Completed
Bonnie View Rd @ Highland Hills Dr	3,829	Completed
Brentfield Dr @ Meadowcreek Dr	7,657	Completed
Bristol Dr @ W. Saner Ave	1,914	Completed
Bruton Rd - Prichard Ln to Buckner Blvd	22,973	Completed
Bryan St at N Fitzhugh Ave	5,743	Completed
Bryan St at N Peak St	3,829	Completed

2006 Bond Program Projects
Proposition 01 - Street and Transportation

Project Name	Bond Value	Project Status
Barrier Free Ramps (continued):		
Bryan St at N Prairie Ave	7,658	Completed
Butler St @ Harry Hines Blvd	7,658	Completed
Camp Wisdom Rd @ Westmoreland Rd	3,829	Completed
Clearwood Dr @ S. Polk St	7,658	Completed
Clearwood Dr @ Woodshire Dr	3,829	Completed
Coit Rd @ Hwy 190	6,400	Completed
Dixon Ave @ Bourquin St	7,658	Completed
Dorrington Dr @ Ferguson Rd	7,658	Completed
Ella Ave @ Alcorn Ave	7,658	Completed
Ella Ave @ Capestone Dr	3,829	Completed
Ella Ave @ Elam Rd	7,658	Completed
Ferguson Rd @ Crest Ridge Dr	7,658	Completed
Ferguson Rd @ Healy Dr	7,658	Completed
Ferguson Rd @ Highwood Dr	7,658	Completed
Ferguson Rd @ Peavy Rd	7,657	Completed
Ferguson Rd @ Province Ln	7,658	Completed
Ferguson Rd @ San Paula Ave	7,658	Completed
Ferguson Rd @ Skyview Dr	3,829	Completed
Ferguson Rd @ Woodmeadow Pwy	67,006	Completed
Field St (N) @ Elm St	3,829	Completed
Field St (N) @ Patterson St	1,914	Completed
Frankford Rd - Hwy 190 to City Limit	34,460	Completed
Garland Rd - Knob Oak Dr to N. Buckner Blvd	13,401	Completed
Garland Rd @ Alvin St	5,743	Completed
Garland Rd @ Fuller Dr	5,743	Completed
Garland Rd @ Lochmond Cir	3,829	Completed
Goldwood Dr @ Indian Ridge Trail	10,042	Completed
Grand Ave @ Jeffries St	1,914	Completed
Gus Thomasson Rd @ Aledo Dr	7,658	Completed
Gus Thomasson Rd @ Casa View Ave	7,658	Completed
Gus Thomasson Rd @ Desdemona Dr	7,658	Completed
Gus Thomasson Rd @ Fern Dr	7,658	Completed
Gus Thomasson Rd @ Hermosa Dr	7,658	Completed
Gus Thomasson Rd @ Losa Dr	7,658	Completed
Gus Thomasson Rd @ Newcombe Dr	7,658	Completed
Gus Thomasson Rd @ San Felipe Dr	7,658	Completed
Gus Thomasson Rd @ San Medina Ave	7,658	Completed
Gus Thomasson Rd @ Woodale Dr	7,658	Completed
Gus Thomasson Rd @ Zacha Dr	7,658	Completed
Harlandale Ave @ Brightside Dr	7,658	Completed

2006 Bond Program Projects
Proposition 01 - Street and Transportation

Project Name	Bond Value	Project Status
Barrier Free Ramps (continued):		
Hatcher St @ Bradshaw St	3,829	Completed
Hatcher St @ Electra St	3,829	Completed
Hatcher St @ Meadow St	5,743	Completed
Hatcher St @ Roberts Ave	3,829	Completed
Hatcher St @ Spring Garden Dr	3,829	Completed
Hatcher St @ Verdun Ave	3,829	Completed
Highdale Dr @ Forest Ln	3,829	Completed
Hillcrest Rd @ Hillwood Ln	7,659	Completed
Holly Tree Dr @ Fox Fire Dr	1,914	Completed
Idaho Ave @ E. Louisiana Ave	7,658	Completed
Illinois Ave (W) @ S. Vernon Ave	3,829	Completed
Inwood Rd - Forest Ln to Harvest Hill Rd	38,289	Completed
Jamestown Rd @ Brookstown Dr	1,914	Completed
Kelly Blvd @ Timberglen Rd	3,829	Completed
Kings Hwy - N. Polk St to Timbergrove Cir	22,973	Completed
Lake June Rd @ Whitley Dr	1,914	Completed
Lamar @ Memorial	7,658	Completed
Lemmon @ Douglas	5,743	Completed
Lemmon @ Oak Grove	3,829	Completed
Lemmon @ Wycliff	1,914	Completed
Lindsley @ Tenison Memorial	12,763	Completed
Lippitt Ave @ Lockwood Blvd	7,658	Completed
Masters Dr (N) @ Checota Dr	7,658	Completed
Masters Dr (N) @ Muskogee Dr	7,658	Completed
Masters Dr (N) @ Tokowa Dr	7,658	Completed
McCommas @ Skillman	7,658	Completed
Meadow Rd @ Meadow Park Pl	3,829	Completed
Meadow Rd @ Rambler Rd	7,658	Completed
Meadow Rd @ Treehouse Ln	3,829	Completed
Meandering Way @ La Sobrina Dr	3,829	Completed
Montana Ave (E) @ S. Marsalis Ave	1,914	Completed
Monte Carlo St @ W. Saner Ave	3,829	Completed
N Fitzhugh Ave at Sycamore St	3,828	Completed
N Prairie Ave at Sycamore St	3,829	Completed
Peavy Rd @ Cayuga Dr	7,658	Completed
Peavy Rd @ Millmar Cir	7,658	Completed
Peavy Rd @ Millmar Dr	7,658	Completed
Peavy Rd @ Redondo Dr - Naylor St	7,658	Completed
Pickrell Dr @ Osborn Rd	1,914	Completed
Polk St (S) @ Drury Dr - Clear Fork Dr	7,658	Completed

2006 Bond Program Projects
Proposition 01 - Street and Transportation

Project Name	Bond Value	Project Status
Barrier Free Ramps (continued):		
Preston Rd @ Highcourt Pl	7,658	Completed
Preston Rd @ Regency Pl	7,658	Completed
Ravensway Dr @ Church Rd	7,658	Completed
Ridgeway St (702) @ Junius St	3,829	Completed
Ross Ave @ Summit Ave	3,829	Completed
Salado Dr. @ Carta Valley Dr	7,657	Completed
Simpson Stuart Rd @ Bonnie View Rd.	1,914	Completed
Skillman @ Ellsworth	7,658	Completed
Skillman @ Kenwood	7,658	Completed
Stoneport Dr @ Alcorn Ave	3,829	Completed
Winding Ridge Dr @ Church Rd	3,829	Completed
Woodwind Ln - Dundee Dr	3,829	Completed
Wynnewood Dr - S. Polk St to W. Illinois Ave	22,973	Completed
York St @ 2nd Ave	1,914	Completed
York St @ Verdun Ave	7,658	Completed
Bridge Repair and Modification:		
Belt Line Rd. over Hickory Creek	191,445	Completed
Canada Drive over W. Fork Trinity River	127,630	Completed
Cedar Crest Bridge - Pedestrian and Bicycle Enhancement		Under Award - Construction
Cloverhill Road over Hickory Creek Trib.	89,341	Completed
Colorado Blvd. over Coombs Creek	76,578	Completed
Continental Ave. over Trinity River	127,630	Completed
Duncanville Road over Five Mile Creek	76,578	Completed
E. Kiest Blvd over Lancaster Kiest Shopping Center	255,260	Completed
Gayglen Dr. over Elam Creek	102,104	Completed
Kiest Blvd. over DART (BNSF) RR	127,630	Completed
Lake June Rd. over Prairie Creek	114,867	Completed
Lawson Rd. over Mesquite Br. Trib.	51,052	Completed
Lawther (West) over White Rock Creek	191,445	Completed
Ravenview Rd. over Hickory Creek	51,052	Completed
Simpson Stuart Rd. over Fivemile Creek	159,538	Completed
TI Blvd. over Floyd Branch	95,723	Completed
Woodmeadow Parkway over Long Branch	-	Under Award - Design
Intergovernmental Partnership Projects:		
Alpha Rd - Noel to Preston	4,467,050	On Hold
Bonnie View Rd - Langdon to Wintergreen	7,913,060	Under Award - Construction
CBD Fair Park Link- Hall St to I-30	4,125,929	Under Award - Design
Cockrell Hill - IH 30 to Davis	313,970	Completed
Cockrell Hill - La Reunion to Singleton	5,679,535	Under Award - Design
Cockrell Hill from Davis to the City Limits	446,705	Under Award - Design

2006 Bond Program Projects
Proposition 01 - Street and Transportation

Project Name	Bond Value	Project Status
Intergovernmental Partnership Projects (continued):		
Congestion Mitigation & Air Quality Intersection Imp	638,150	Completed
Dallas County 2006 Call for Projects	1,001,896	Consolidated
Davis - Hampton to Westmoreland	5,296,645	On Hold
Dolphin Rd - IH 30 to Military Parkway	1,531,560	Completed
I-30 Signature Design	-	Under Award - Construction
IH 20 at Clark Road	500,000	Completed
IH 20 Frontage Roads from Bonnie View to JJ Lemmon	4,722,310	Completed
IH-20 Ramps From Haymarket Rd To W Of US 175	-	Under Award - Construction
IH-30 Bridge Construction	-	
Jupiter Rd - Garland Rd to Centerville	255,260	Completed
Katy Trail Extension - Partnership Project	-	Under Award - Construction
La Prada from Millmar to Motley	191,445	Under Award - Construction
Ledbetter / Grady Niblo Ext - Merrifield to Mt. Creek	1,276,300	Completed
McKinney Avenue Trolley Downtown Extension	3,828,900	Completed
Montfort from Peterson to Alpha	510,520	Under Award - Construction
Motor St - IH 35E to Medical Center Dr	1,914,450	Under Award - Design
Mountain Creek - Grady Niblo to Spur 408	3,509,825	Completed
Northwest Hwy - W. Lawther to Buckner	1,340,115	Completed
Park Lane from Boedecker to US 75	957,225	Consolidated
Park Lane from US 75 to Greenville	957,225	Under Award - Design
Polk/Tyler Roundabouts	-	On Hold
Riverfront Blvd - Cadiz St to Continental Ave	5,488,090	Under Award - Construction
SH 78 - Buckner (Loop 12) to IH 635	191,445	Under Award - Construction
Singleton & Gulden Traffic Signal	-	Completed
Spring Valley at Goldmark (S404)	382,890	Consolidated
Sylvan Bridge from Irving to Gallagher - Amenities	9,827,510	Under Award - Construction
Traffic Accident Reduction Roadway Improvements - On-Demand	395,653	Under Award - Construction
Traffic Control & Safety	-	Under Award - Construction
US 75 at Bryan	1,148,670	Completed
Valley View/Walnut - IH 635 to City Limits	893,410	Under Award - Design
Walnut Hill - Malibu to Luna	3,573,640	Under Award - Construction
Multi-modal Transportation Facilities:		
Union Station - Systems renovation	3,960,000	Completed
School Flasher Upgrades:		
School Flasher Upgrades - Citywide - Phase 1	2,300,000	Completed
Sidewalk Improvements:		
Arapaho: Preston to Hillcrest	15,954	Completed
Arapaho: Hillcrest to Coit	12,763	Completed
Beltline: Hillcrest to Coit	223,353	Completed
Campbell: Frankford to Preston	70,197	Completed

2006 Bond Program Projects
Proposition 01 - Street and Transportation

Project Name	Bond Value	Project Status
Sidewalk Improvements (continued):		
Campbell: Hillcrest to Coit	47,861	Completed
Campbell: Preston to Hillcrest	89,341	Completed
Coit: Frankford to McCallum	135,607	Completed
Coit: McCallum to Campbell	95,723	Completed
Community from NW Hwy to Denton Road	54,000	Consolidated
Community from Webb Chapel Ext. to NW Hwy	130,000	Completed
Frankford: Campbell Road to Preston	12,763	Canceled/Reprogrammed
Frankford: Kelly to Marsh	31,908	Canceled/Reprogrammed
Frankford: Preston to Coit	15,954	Canceled/Reprogrammed
Frankford: Rail line to Kelly	6,382	Canceled/Reprogrammed
Hillcrest: Arapaho to Beltline	28,717	Completed
Hillcrest: Campbell to Arapaho	153,156	Completed
Keller Springs: Dallas North Tollway to Preston	197,827	Completed
Keller Springs: Preston to Campbell	15,954	Completed
Kelly: Old Mill to Frankford	44,671	Completed
Marsh: Frankford to Trinity Mills	22,335	Completed
McCallum: Hillcrest to Coit	15,954	Completed
Midway: Frankford to Rosemead	19,145	Canceled/Reprogrammed
Midway: Frankford To Trinity Mills	28,717	Completed
Midway: Rosemeade to Kansas City Southern Railroad	54,243	Canceled/Reprogrammed
Mixon Drive - Durango to Clover	45,800	Completed
Preston: Campbell to Keller Springs	239,306	Completed
Preston: Frankford to Campbell	207,399	Completed
Preston: Keller Springs to Arapaho	103,699	Completed
Preston: President GB Tollway to Frankford	175,491	Completed
Rosemead Marsh to Midway	111,676	Completed
Rosemead: Midway to Dallas North Tollway	15,954	Completed
Rosewood Avenue from Lucas Dr. to Wycliff Dr.	180,000	Completed
Sidewalk Improvements along Arterial Streets to be determined	4,031,560	Under Award - Construction
Sidewalk Replacement (01-2007)	640,262	Completed
Trinity Mills: Marsh to Midway	248,879	Canceled/Reprogrammed
Waterview: Cullum to Frankford	127,630	Canceled/Reprogrammed
Sidewalk Petitions:		
Claymont Dr - Dangerfield Dr to 7233 Claymont Dr	158,261	Canceled
Ewing Ave (S) - Clarendon Dr to 12th St	38,289	Completed
Huttig Ave - Shortal Dr to Buckner Blvd (S)	28,239	Completed
Street Petitions:		
Avon St. - Westmount Av. to Cliffdale Av.	118,917	Completed
Bagley St (N) - Goodman St to Dead End	530,941	Completed
Bainbridge Dr - Camp Wisdom to Cliffwood Dr	894,686	Completed

2006 Bond Program Projects
Proposition 01 - Street and Transportation

Project Name	Bond Value	Project Status
Street Petitions (continued):		
Cliffdale Ave. - Avon St. to Dead End	308,865	Canceled/Reprogrammed
Fairport Rd - Murdock Rd to Dowdy Ferry Rd	784,925	Canceled/Reprogrammed
Fairway Ave - Gill St to James St	181,235	Completed
Fowler St - Missouri Av to Illinois Av (E)	109,762	Completed
Goodman St. - N Bagley St. to Morocco Ave.	390,548	Completed
Helena Ave - Elam Rd to Jeane St	1,432,647	Completed
Kimsey Dr - Maple Av to Dead End	491,848	Completed
Laneri Ave - Merrimac Ave to Mercedes Ave	110,825	Completed
Locust Ave - Dalton St to Dead End	435,661	Completed
Marcell Av - Dacki Av to Hord Av	650,913	Completed
Missouri Av (E) - Fowler St to Illinois Ave (E)	89,596	Completed
Ninth St (W) - Westmoreland Rd (N) to Ravinia Dr (N)	530,245	Completed
Old Homestead Dr - Pleasant Dr to Holcomb Rd	809,174	Completed
Oldgate Ln. - Garland Rd to Diceman Dr.	1,923,563	Completed
Pleasant Vista Dr - Elam to Silver Meadow (Alley)	779,181	Completed
Ranier Street - Mary Cliff Road - Montclair Avenue (N)	268,023	Completed
Riseden Dr - Winding Rose Tr to Hillcrest Rd	555,191	Completed
San Leon Av - Glenclyff Dr to Dead End	554,942	Completed
St. Mary Avenue - Terry Street - Garland Avenue	187,279	Completed
Stedman Dr - Davenport Rd to ex Pavement N Stedman	344,601	Completed
Westmount Av - Davis St to Avon St	926,721	Completed
Westmount Ave. - Avon St. to Fort Worth Ave.	721,282	Completed
Woodway Dr - Fountaindale Dr to Dead-End	288,920	Completed
Street Reconstruction Local Streets:		
Beatrice St - Comstock St to Commerce St	982,751	Completed
Boundbrook Ave - Stillwater Ave to Woodbrook Dr	879,408	Completed
Campbell Rd reconstruction at DART crossing	135,000	Completed
Cantegral - Reconstruct pavement associated with the City Lights Development	299,999	Canceled/Reprogrammed
Englewood Road - Tilden to Oakenwald Street	232,826	Canceled/Reprogrammed
Forsythe Dr - Gayglen Dr to Komatty Dr	434,334	Completed
Frankford at Kelly	218,247	Under Award - Design
Morris St. - Sylvan to Topeka	175,000	Completed
Oakenwald Street - Plowman Ave to Beckley Ave.	413,225	Canceled/Reprogrammed
Oakenwald Street - Zang Blvd. to Plowman Ave	234,784	Canceled/Reprogrammed
Phantom Hill Rd - Bitter Creek Dr to Cheyenne Rd	550,155	Completed
Plowman Avenue - Oakenwald St to Zang Ave	215,350	Canceled/Reprogrammed
Plowman Avenue - Tilden to Oakenwald Street	319,439	Canceled/Reprogrammed
Pueblo Street - Sylvan to Bataan	268,568	Completed

2006 Bond Program Projects
Proposition 01 - Street and Transportation

Project Name	Bond Value	Project Status
Street Reconstruction Thoroughfares:		
Crowdus St (S) - Taylor St to St Louis St	125,303	Completed
Crown Rd - Emerald St to Goodnight Ln	1,114,782	Completed
Dilworth Rd - Pagemill Rd to Hillguard Rd	1,276,300	Completed
Dolphin Rd - Samuell Blvd to Merrifield Rd	319,075	Completed
Empire Central Pl - Empire Central Dr to Empress Row	1,161,433	Completed
Fitchburg St - Chalk Hill Rd to Weir St	704,517	Completed
Fordham Rd - Bonnie View Rd to Hale St	4,300,863	Completed
Gordon St - Swiss Av to Live Oak Sr	446,705	Completed
Henderson Av (S) - Winslow Av to Oleander St	707,070	Completed
Hobbs St - Haskell Av to Alpine St	446,705	Canceled
Irving Blvd (N Serv Rd) - Mockingbird In to Woodall St	2,125,040	Completed
Lake June Rd - Pemberton Dr to C F Hawn Frwy(Serv Rd)	987,106	Completed
Lemmon Ave - Caddo St to N Haskell Av	1,084,855	Completed
Liberty St - Bryan St to Live Oak St	308,865	Completed
Lone Star Dr - Commerce St to Dead End (BNSF RR)	427,561	Completed
Petal St - 11000 Blk	593,585	Completed
Pinewood Dr - Gladwood La to Stults Rd	829,595	Completed
Pulaski St - Irving Blvd to Halifax St	1,249,498	Completed
Rambler Rd - Walnut Hill Ln to 750' North	751,967	Completed
Regal Row - Viscount Row to UP RR	2,393,063	Completed
River Wharf Dr - Barge Ln to Sea Harbor Rd	391,824	Completed
Samuell Blvd - Tennison Pkwy to UP RR	1,604,309	Completed
Southwell Rd - Ables Ln to Shady Tr	984,027	Completed
St Augustine Rd(S) - Old Seagoville Rd to CF Hawn	2,250,117	Completed
Terre Colony Ct - Lone Star Dr North to 1200 ft	1,033,803	Completed
Texas St- Live Oak St to Florence St	622,834	Completed
Titan Dr - Empress Row to Governors Row	1,410,312	Completed
Webb Chapel Rd - Altman Dr to Regent Dr	1,276,300	Completed
Westchester Dr - Luther Ln to Berkshire Ln	427,561	Completed
Westmoreland Rd (S) - 9th St to Sheldon Av	1,595,375	Completed
Street Resurfacing:		
Abbott Ave. - Fitzhugh Ave. to Armstrong Pkwy.	179,703	Completed
Ables Ln. - Electronic Ln. to Southwell Rd.	219,651	Completed
Abrams Rd - Crestmont Dr. to Fisher Rd.	89,852	Completed
Adair St. - Race St. to Concrete	37,906	Completed
Alderson St. - Ellsworth Ave. to Winton St.	46,074	Completed
Allegheny Dr. - Carrizo Ln. to Brockbank Dr.	187,744	Completed
Anaheim Dr. - Northaven Rd. to Forest Ln.	212,504	Completed
Arapaho Rd. - Hillcrest Rd. to Meandering Way	249,134	Completed
Arapaho Rd. - Meandering Way to Coit Rd.	451,810	Completed

2006 Bond Program Projects
Proposition 01 - Street and Transportation

Project Name	Bond Value	Project Status
Street Resurfacing (continued):		
Argonne Dr. - Montclair Ave. to Lausanne Ave.	22,207	Completed
Arnold st. - S. Lamar St. to Austin St.	17,996	Canceled
Arvana St. - Constance St. to Valley Ridge Rd.	100,572	Completed
Ballard Ave. - Colorado Blvd. to Eldorado Ave.	110,910	Completed
Bambi St. - Murdock Rd. to Dowdy Ferry Rd.	144,094	Completed
Barbarosa Dr. - Farola Dr. to Monterrey Ave.	90,617	Completed
Barret Dr. - Jim Miller Rd. to Bramlett Dr.@ Cul-d	167,451	Completed
Barry Ave. (N) - Columbia Ave. to Elm Alley	11,870	Completed
Barry Ave. (S) - RL Thornton Frwy. To Phillip Ave.	141,031	Completed
Barry Ave. (S) - Ware St. to Haskell Ave.	337,964	Completed
Baxtershire Dr. - Hillcrest Rd. to St Michaels Dr.	112,953	Completed
Bayberry Ln. - Clark Rd. to County View Rd.	54,498	Completed
Baylor St. - Dawson St. to Dead End	54,243	Completed
Beaumont St. - Akard St. to Wall St.	28,844	Completed
Beckley Ave. - 8th St. to 12th St.	268,916	Completed
Beckley Ave. (N) - 1909 Beckley Ave. to 2211 Beckley Ave.	115,632	Completed
Beckley Ave. (N) - Commerce St. to Gulden Ln..	232,542	Completed
Belt Line Rd. (S) - Merrydale Dr. to Vida Ln.	349,195	Completed
Beltline Rd. (S) - 1803 Beltline Rd. to Kleberg Rd	374,722	Completed
Bent Branch Ln. - Firelog Ln. to Flickering Shadow Dr.	52,711	Completed
Black Gold Dr. - Cash Rd. to Transport Dr.	136,947	Completed
Bluewood Dr. - Brierfield Dr. to Woodwick Dr.	184,297	Completed
Boedeker St. - Blairview Dr. to Lakehurst Ave.	73,898	Completed
Boisenberry Ln. - Country View Rd. to Bayberry Ln.	63,176	Completed
Bollero Ave. - Antler Ave. to Elam Rd.	57,561	Completed
Bomar Ave. - Forest Park Rd. to Maple Ave.	138,606	Completed
Bonnie View Rd. - Cardiff St. to Persimmon Rd.	470,444	Completed
Boundbrook Ave. - Stillwater Dr. to Gladwood Ln.	386,719	Completed
Bowman Blvd. - Park Ln. to Walnut Hill Ln.	198,337	Completed
Briargrove Ln. - Cobbler's In. to Spyglass Dr.	233,563	Completed
Briarnoll Dr. - Carrolwood Dr. to Debbe Dr.	62,922	Completed
Bridal Wreath Ln. - Deerfield Ln. to Periwinkle Dr.	36,119	Completed
Bridges St. - Cul-De-Sac to Redkey St.	171,407	Completed
Brockbank Dr. - Merrell Rd. to Coogan Dr.	302,738	Completed
Broken Tree Tr. - Deerwood Dr. to Library Ln.	35,864	Completed
Browder St. - Griffin St. (E) to Blakeney Blvd.	43,649	Completed
Bryan St. - Central Expwy to Spenwick Ter.	147,157	Completed
Bryson Dr. - Giddings Cir. To Wallbrook Dr.	161,197	Completed
Buffalo St. - Austin St. to Cockrell Ave.	30,376	Completed
Burbank St. - Denton Dr. to Dead End	78,110	Completed

2006 Bond Program Projects
Proposition 01 - Street and Transportation

Project Name	Bond Value	Project Status
Street Resurfacing (continued):		
Calvert St. - Quebec St. to Irving Blvd.	141,031	Completed
Camp Wisdom Rd. (W) - RL Thornton Frwy. To Woodwick Dr.	556,722	Completed
Cass St. - Motor St. to Dead End	97,382	Completed
Caswell St. - R.B.Cullum Blvd. to Second Ave.	15,698	Completed
Cedar Crest Blvd. - Cadillac Dr. to Morrell Ave.	38,800	Completed
Chadbourne Rd. - Stanford Ave. to Caruth Blvd.	207,909	Completed
Chappel St. - Ft Worth Ave. to IH-30 Svc. Rd.	32,290	Completed
Chartwell Dr. - Pagemill Rd. to Plano Rd.	470,955	Completed
Cherry Laurel Ln. - Keenland Pkwy. To Sportsmans Pkwy.	136,309	Completed
Chireno St. - Bowman Blvd. to Walnut Hill Ln.	182,128	Completed
Clarendon Dr. (E) - Cliff St. to Corinth St.	520,220	Completed
Clarendon Dr. (W) - Zang Blvd. to Bishop Ave.	92,300	Completed
Clover Ln. - Marsh Ln. to Lakemont Dr.	282,189	Completed
Cockrell Ave. - 1900 Lamar to 2700 Lamar	277,468	Completed
Coleshire Dr. - Greenspan Ave. to Highfall Dr.	65,474	Completed
Colorado Blvd. (W) - Beckley Ave. to Sylvan Ave.	374,977	Completed
Columbia Ave. - Beacon Ave. to Fulton St.	41,990	Completed
Congressman Ln. - Denton Dr. to Monroe Dr.	102,232	Completed
Corinth St. - Good Latimer Expy. To Bourbon St.	45,436	Completed
Corinth St. - Lamar St. to Gould St.	55,519	Completed
Country View Rd. - Ashcrest Ln. to Bluestem Rd.	39,820	Completed
Country View Rd. - Wheatland Rd. to Christie Ln. Alley	44,925	Completed
Crawford St. (N & S) - Eighth St. to Twelfth St.	163,877	Completed
Crest Ridge Dr. - Wood Dale Dr. to Casa Oaks Dr.	406,884	Completed
Crowdus St. - Indiana St. to Canton St.	128,651	Completed
Crutcher St. - Washington Ave. to Haskell Ave.	86,278	Completed
Custer Dr. - Tacoma St. to Sunnyvale St.	67,389	Completed
Davila Dr. - Marsh Ln. to Lakemont Dr.	293,932	Completed
Dawson St. - Good Latimer Expy. to Orleans St.	131,969	Completed
Delaware Ave. Bishop Ave. to Griffth Ave.	110,655	Completed
Delmar Ave. - Prospect Ave. to Llano Ave.	209,951	Completed
Denley Dr. (S) - McVey Ave. to Illinois Ave.	208,547	Completed
Denley Dr. (S) - Mentor Ave. to Kingsley Dr.	208,803	Completed
Dennis Rd. - Northaven Rd. to Forest Ln.	208,930	Completed
Denton Dr. - Hudnall St. to Denton Dr. Cut-Off	166,174	Completed
Denton Dr. - King Rd. to Minert St.	107,082	Completed
Denver St. (N) - Davis St. to Fifth St.	230,245	Completed
Dilido Rd. - John West Rd. to Senate St.	198,465	Completed
Directors Row - Cul-De-Sac to Profit Dr.	283,466	Completed
Dividend Dr. - Directors Row to John W. Carpenter Frwy.	211,228	Completed

2006 Bond Program Projects
Proposition 01 - Street and Transportation

Project Name	Bond Value	Project Status
Street Resurfacing (continued):		
Doric St. - Abernathy Ave. to Cul-De-Sac	72,494	Canceled
Dunhaven Rd. - Marsh Ln. to Lakemont Dr.	258,579	Completed
Durango Dr. - El Centro Dr. to Marsh Ln.	141,797	Completed
Eaton Dr. - Mixon Dr. to Wemdon Dr.	117,547	Completed
Edgecliff Dr. - Queenswood Ln. to Lynngrove Dr.	45,819	Completed
Edgefield Ave. (S) - Twelfth St. to Burlington Blvd.	79,385	Completed
Edgemere Road - Northwood Road to Northwest Highway	-	Completed
Edison St. - Hi Line Dr. to Stemmons Frwy.	40,842	Completed
Eighth St. (E) - Patton Ave. to RL Thornton Frwy.	460,361	Completed
El Centro Dr. - Webb Chapel Rd. to Manana Dr.	416,074	Completed
Elderberry Ct. - Elderberry Ln. to Cul-De-Sac	9,699	Completed
Elderberry Ln. - Sugarberry Rd. to Wheatland Rd.	99,551	Completed
Electronic Ln. - Composite Dr. to Composite Dr.	156,219	Completed
Eleventh St. (E) - Cedar Crest Dr. to Eighth St.	154,305	Completed
Elsby Ave. - Lovers Ln. to Catawha Rd.	87,171	Completed
Emerald St. - Royal Ln. to LBJ Frwy.	310,269	Completed
Emily Rd. - Coit Rd. to Kit Ln.	407,012	Completed
Ewing Ave. (S) - Saner Ave. - Hobson Ave.	39,565	Completed
Fieldcrest Dr. - Spring Branch Dr. to Dartridge Dr	115,888	Completed
Fifth St. (W) - Beckley Ave. to Elsbeth Ave.	46,968	Completed
Finnell St. - Lombardy Ln. to Rentzel St.	197,571	Completed
First Ave. - Exposition Ave. to Ash Ln.	188,381	Completed
Five Mile Dr. - Yewpon Ave. to Frio Ln.	222,586	Completed
Fleming Pl. - R.L. Thornton Frwy. to Jefferson Blvd.	30,631	Completed
Flora St. - Boll St. to Woodall Rodgers Frwy.	43,139	Completed
Florence St. - Cantegral St. to Liberty St.	53,222	Completed
Fontana Dr. - Larga Dr. to Marsh Ln.	176,129	Completed
Forest Park Rd. - Hawes Ave. to Empire Central Dr.	102,104	Completed
Forsythe Dr. - Loop 12 to Gayglen Dr.	132,479	Completed
Fort Worth Ave. - Edgefield Ave. to IH 30	323,032	Completed
Fouraker St. - Cedar Hill Ave. to N. Tyler St.	135,415	Completed
Foxwood Ln. - Pleasant Dr. to Oak Hill Cir.	120,100	Completed
Franklin St. (S) - Gladiolus Ln. to Cul-De-Sac	27,695	Completed
Friendship Dr. - Rain Forest Dr. to Lake June Rd.	38,544	Completed
Furlong Dr. - Blue Grass Dr. to 145' N of Beau Purple Dr.	98,658	Completed
Gallagher St. - Chihuahua St. to Vilbig Rd.	83,343	Completed
Gallagher St. - Westmoreland Rd. to Norwich St.	230,627	Completed
Garden Dr. - SM Wright Frwy. To Harwood St.	42,373	Completed
Gaspar Dr. - Larga Dr. to Lakemont Dr.	284,870	Completed
Gentry Dr. - Canada Dr. to Bernal Dr.	95,467	Completed

2006 Bond Program Projects
Proposition 01 - Street and Transportation

Project Name	Bond Value	Project Status
Street Resurfacing (continued):		
Gladwood Ln. - Pinewood Dr. to Westfield Dr.	150,093	Completed
Glenfield Ave. - Tennessee Ave. to Westmoreland Rd.	475,166	Completed
Glover Pass - Scyene Rd. to Overlook Dr.	240,200	Completed
Goldmark Dr. - Midpark Rd. to Spring Valley Rd.	313,587	Completed
Good Latimer Expy. (S) - Corinth St. to S. Central Expy.	511,030	Completed
Good Latimer Expy. (S) - Canton St. to IH 30 Bridge	375,743	Completed
Greendale Dr. - Tonawanda Dr. to Bruton Rd.	168,599	Completed
Greenstone Dr. - Pinewood Dr. to Gladwood Ln.	86,150	Completed
Greenville Ave. - Bryan St. to Palo Pinto Ave.	454,362	Canceled
Greenville Ave. - Winton St. to Mockingbird Ln.	32,035	Completed
Grissom Ln. - Royal Ln. to Forest Ln.	559,530	Completed
Gurley Ave. - Dead End to Stonewall St.	70,707	Completed
Halifax St. - Iron Ridge St. to mockingbird Ln.	377,274	Completed
Hammerly Dr. - Bernal Dr. to Dead End	304,780	Completed
Hampton Rd. (N) - Kraft St. to Trinity River Bridge	380,465	Completed
Hampton Rd. (S) - Challenger Dr. to nMarvin D. Love Frwy.	507,074	Completed
Hampton Rd. (S) - Twelfth St. to Clarendon Dr.	236,754	Completed
Handley Dr. - Greenbriar Ln. to Stemmons Ave.	60,241	Completed
Hansboro Ave. - Pierce St. to Westmoreland Rd.	182,894	Completed
Happy Hollow Ln. - Bitter Creek Dr. to Cheyenne Rd.	42,373	Completed
Hargrove Dr. - Webb Chapel Ext. to Larga Dr.	31,269	Completed
Harlingen St. - Leath St. to Dead End	50,797	Completed
Harrison Ave. - Logan St. to Coombs St.	34,077	Completed
Harwood St (S) - Concrete @ Coombs St. to Pennsylvania Ave.	291,379	Completed
Hawick Ln. - Marsh Ln. to Cul-De- Sac	52,328	Completed
Hawick Ln. - Mixon Dr. to Wemdon Dr.	227,054	Completed
Hawkins St. (N) - Pacific Ave. to Live Oak St.	83,598	Completed
Heather Glen Dr. - Lake Placid Dr. to Marblehead Dr.	153,411	Completed
Herald St. - Lamar St. to Colonial Ave.	58,582	Completed
Hi Line Dr. - Edison St. to Oak Lawn Ave.	211,866	Completed
Hickory St. - Ervay St. to First Ave.	627,940	Completed
Hidalgo Dr. - Webb Chapel Rd. to Marsh Ln.	323,414	Completed
Hidden Valley Dr. - Carioca Dr. to Dead End	80,406	Completed
Highland Glen Tr. - Highland Heather to Meandering	33,822	Completed
Highwood Dr. - San Marcus Ave. to Crest Ridge Dr.	44,032	Completed
Hillard Dr. - Traymore Ave. to Hillburn Dr.	176,513	Completed
Holcomb Rd. - Tonawanda Dr. to Bruton Rd.	143,584	Completed
Holmes St. - Grand Ave. to Pine St.	383,018	Completed
Hyer St. - Lomo Alto Dr. to Dead End	72,876	Completed
Idaho Ave. - Louisiana Ave. to Illinois Ave.	96,999	Completed

2006 Bond Program Projects
Proposition 01 - Street and Transportation

Project Name	Bond Value	Project Status
Street Resurfacing (continued):		
Indian Tr. - Royal Ln. to Denton Dr.	378,933	Completed
Insurance Ln. - Hester Ave. to Knox St.	38,417	Completed
Iowa Ave. (E) - Bruck St. to Corinth Street Rd.	39,948	Completed
Iron Ridge St. - Lakawana St. to Stemmons Fwy.	187,233	Completed
Iroquois Dr. - Dead End to Chippewa Dr.	140,265	Completed
Irving Blvd. Svc. Rd. (S) - Lakawana St. to Calvert St.	300,441	Completed
Jane Ln. - Mockingbird Ln. to Don Dr.	108,868	Completed
Jefferson Blvd. (W) - Hampton Rd. to City Limits	768,332	Completed
Jerome St. - Beeman St. to Dolphin Rd.	141,542	Completed
Juniper Dr. - Seguin Dr. to Mixon Dr.	112,953	Completed
Keeneland Pkwy. - 670' E Walton Walker Frwy. To Walton Walker Frwy.	115,377	Completed
Keeneland Pkwy. - Cavalcade Dr. to Merrifield Rd.	116,270	Completed
Kelly Blvd. - Frankford Rd. to Timber Oaks Dr.	155,326	Completed
Kelso Dr. - Beau Purple Dr. to 533 Kelso Dr.	90,745	Completed
Kessler Canyon Dr. - Kessler Pkwy. To Evergreen Hill Rd.	65,474	Completed
Kessler Pkwy. - Edgefield Ave. to Colorado Blvd.	164,132	Completed
Kessler Pkwy. - Evergreen Hill Rd. to Sylvan Ave.	257,174	Completed
Kidd Springs Dr. - Tyler St. to Sylvan Ave.	25,398	Completed
Kilburn Ave. - Corrigan Ave. to Haas Dr.	284,998	Completed
Kimballdale Dr. - Wenatchee Dr. to Oak Arbor Dr.	52,455	Completed
Kingsbury Dr. - Town North Dr. to Walling Ln.	214,036	Completed
Kingstree Dr. - Roundrock Dr. to D.E. @ Cul-de-Sac	66,368	Completed
Kinkaid Cir. - Webb Chapel Rd. to Cul-De-Sac	10,849	Completed
Kinmore St. - St Charles Ave. to Winfield Ave.	114,612	Completed
Knight St. - Harry Hines Blvd. to Brown St.	171,407	Completed
Knoxville St. - Dead End to Old Spanish Tr.	76,323	Canceled
Kristen Dr. - Cranfill Dr. to 294' east of Cranfill	25,526	Completed
La Joya Dr. - Larga Dr. to Dunhaven Rd.	408,416	Completed
La Prada Dr. - Oates Dr. to Millmar Dr.	355,322	Completed
La Senda Pl. - Greenbrier Ln. to Shady Ln.	17,230	Completed
La Sobrina Dr. - Spring Creek Rd. to El Pastel Dr.	63,177	Completed
La Verdura Dr. - Alto Caro Dr. to El Pastel Dr.	141,542	Completed
Ladybird Ln. - Denton Dr. to Monroe Dr.	120,355	Completed
Lakawana St. - Quebec St. to Irving Blvd.	137,330	Completed
Lanarkshire Dr. - Lanarkshire Dr. to Lanshire Dr.	44,415	Completed
Lancaster Rd. (S) - Morgan Dr. to LBJ Frwy.	230,499	Completed
Larchfield Ln. - Lynbrook Dr. to Longmeadow Dr.	49,138	Completed
Larchwood Dr. - Plano Rd. to McCree Rd.	144,350	Completed
Larga Dr. - Hidalgo Dr. to Park Ln.	152,263	Completed
Lea Crest Dr. - Lancaster Rd. to Easter Ave.	219,013	Completed

2006 Bond Program Projects
Proposition 01 - Street and Transportation

Project Name	Bond Value	Project Status
Street Resurfacing (continued):		
Lear St. - S. Ervay St. to Park Ave.	69,175	Completed
Leigh Ann Dr. - Kirnwood Dr. to Wheatland Rd.	346,133	Completed
Lemmon Ave. - Inwood Rd. to Atwell St.	122,014	Completed
Library Ln. - Camp Wisdom Rd. to Dead End	63,304	Completed
Linda Dr. - Larga Dr. to Marsh Ln.	106,826	Completed
Live Oak St. - Liberty St. to Peak St.	836,998	Completed
Lively Ln. - Park Ln. to Lenel Pl.	187,999	Completed
Llewellyn Ave (S). - Obannon Dr. to Saner Ave.	48,754	Completed
Lofland St. - Harry Hines Blvd. to Redfield Dr.	69,431	Canceled
Logan St. - Merlin St. to Myrtle St.	45,181	Completed
Longmont Dr. - Ferndale Rd. to McCree Rd.	107,975	Completed
Los Gatos Dr. - Kirnwood Dr. to Dead End	28,844	Completed
Louise Ave. - S. Good Latimer Expy. to Malcom X	128,651	Completed
Lovedale Ave. - Harry Hines Blvd. to Mohawk Dr.	184,042	Completed
Madison Ave. (S) - Jefferson Blvd. to Clarendon Dr.	234,073	Completed
Main St. - Exposition Ave. to Commerce St.	84,874	Completed
Malcolm X Blvd. (S) - Elm St. to Concrete	99,934	Completed
Manana Dr. - Nekirk St. to Shady Tr.	458,702	Completed
Mary Cliff Rd. - Ranier St. to Kings Hwy.	74,918	Completed
Masters Dr. (S) - Grady Ln. to Cushing Dr.	281,168	Completed
McKee St. - Wall St. to Ervay St.	174,343	Completed
Mesita Dr. - Algonquin Dr. to Cul-de-sac	58,072	Completed
Metropolitan Ave. - Gertrude Ave. to Foreman St.	167,451	Completed
Mixon Dr - Northwest Hwy. to Van Ness Ln.	384,804	Completed
Modree Ave. - Underwood Dr. to C. L. Veasey Blvd.	27,058	Completed
Moffatt Ave. - Garrison St. to Aztec Dr.	132,480	Completed
Moffatt Ave. - Tacoma St. to Cul-de-sac	218,503	Completed
Monroe Dr. - Walnut Hill Ln. to Merrell Rd.	431,645	Completed
Monticello Ave. - Greenville Ave. to Alderson St.	159,155	Completed
Morris St. - Westmoreland Rd. to Furey St.	65,601	Completed
Munger Blvd. (N) - Bryan St. to Live Oak St.	80,407	Completed
Munger Blvd. (S) - East Side Ave. to Garland Ave.	300,313	Completed
Musgrave Dr. - Dead End to St. Augustine Rd.	100,828	Completed
Ninth St. (E) - Patton Ave. to Marsalis Ave.	105,039	Completed
Nomas St. - Furey St. to Esmalda Dr.	113,207	Completed
Norma St. - Diug Dr. to Jane Ln.	124,567	Completed
Northaven Rd. - Denton Dr. to Cromwell Dr.	878,860	Completed
Oak Hill Cir. - Grovecrest Dr. to Holcomb Rd.	213,653	Completed
Odessa St. - Tumalo Tr. to Dead End	386,591	Completed
Overton Rd (E) - Idaho Ave. to Kushla Ave.	138,096	Completed

2006 Bond Program Projects
Proposition 01 - Street and Transportation

Project Name	Bond Value	Project Status
Street Resurfacing (continued):		
Owensons Dr. - Tyler St. to End of Circle Drive	44,798	Completed
Owenwood Ave. - Samuell Blvd. to Kinmore St.	57,306	Completed
Page Ave. (W) - Zang Blvd. to Madison Ave.	58,199	Completed
Palacios Ave. - Gallagher St. to Homeland St.	55,264	Completed
Pauline St. - Crutcher St. to Simpson St.	24,760	Completed
Peabody Ave. - Malcom X Blvd. to Trunk Ave.	30,248	Completed
Peabody Ave. - SM Wright Frwy. to Dead End	125,588	Completed
Peak St. (N) - Gaston Ave. to Live Oak St.	159,155	Completed
Pebble Valley Ln. - Dead End to Masters Dr.	98,658	Completed
Pemberton Drive - Edgemere Road to Cul-De-Sac	-	Completed
Penguin Dr. - Rocky Ridge Rd. to Cul-De-Sac	38,800	Completed
Penguin Dr. - Sumatra Dr. to Stratton Dr.	131,969	Completed
Perth St. - Harry Hines Blvd. to Cul-de-Sac	114,995	Completed
Pickens St. - Gaston Ave. to Tokalon Dr.	72,494	Completed
Pinyon Tree Rd. - LBJ Frwy. To Dead End	47,478	Completed
Plymouth Rd. (N) - Superior St. to Davis St.	184,042	Completed
Polk St. (S) - Camp Wisdom Rd. to Brogdon Ln.	1,280,128	Completed
Prather St. - Commerce St. to Jackson St.	13,146	Completed
Profit Dr. - Chancellor Row to Premier Row	245,177	Completed
Puget St. - Bayside St. to Angelina Dr.	29,482	Completed
Puget St. - Singleton Blvd. to Bickers St.	304,525	Completed
Purdue Ave. - Chadbourne Rd. to Devonshire Dr.	121,248	Completed
Rayville Dr. - Buckner Blvd. to Pleasant Dr.	84,236	Completed
Reading Ln. - Irving Blvd. to Quebec St.	146,009	Completed
Record Crossing Rd. - Stemmons Frwy. to Harry Hines Blvd.	669,164	Completed
Red Bird Ln. (E) - 160' W of Sunny Crest Ln. to Old Ox Rd.	216,078	Completed
Redfield St. - Lofland St. to Inwood Rd.	249,389	Completed
Rembrandt Ter. - Michaelangelo Dr. to Gainsboro Dr.	166,557	Completed
Richardson Branch Tr. - Club Meadows Dr. to Vista View Dr.	75,302	Completed
Riek Rd. - Ferguson Rd. to End of Concrete	38,034	Completed
Riverway Dr. - Riverway Bend Cir. To Bruton Rd.	192,721	Completed
Ross Ave. - Peak St. to Live Oak St.	782,500	Completed
Royal Ln. - Emerald St. to Denton Dr.	457,681	Completed
Royal Ln. (WB) - Earlshire Dr. to Beauty Ln.	333,497	Completed
San Jacinto St. - Olive St. to N. Pearl St.	16,847	Completed
San Lucas Ave. - San Marcus Ave. to Materhorn Dr.	59,986	Completed
San Paula Ave. - Ferguson Rd. to Santa Garza Dr.	295,336	Completed
Sanden Dr. - Miller Rd. to Bekay St.	205,101	Completed
Security Dr. - Conveyor Ln. to Conveyor Ln.	100,572	Canceled
Sedalia St. - 51st St. to Dahlia Dr.	72,366	Completed

2006 Bond Program Projects
Proposition 01 - Street and Transportation

Project Name	Bond Value	Project Status
Street Resurfacing (continued):		
Senate St. - St Francis Ave. to Dilido Rd.	241,731	Completed
Sharp St. - Quebec St. to Halifax St.	292,656	Completed
Sheila Ln. - Northwest Hwy. to Timberline Dr.	158,006	Completed
Shiloh Rd. - Highwood Dr. to Ferguson Rd.	328,137	Completed
Shorecrest Dr. - Harry Hines Blvd. to 445' W. of 3250 Shorecrest Dr.	758,250	Completed
Shorelark Dr. - Prairie Creek Rd. to Undercliff Dr	48,627	Completed
Simpson Stuart Rd. - Bonnie View Rd. to Park Manor Dr.	348,175	Completed
Skillman St. - Adleta Ct. to Adleta Blvd.	86,533	Completed
Slocum St. - Hi Line Dr. to Stemmons Frwy	299,803	Completed
Sonnet Dr. - Jubilee Tr. To Dead End	146,519	Completed
South Blvd. - Parnell St. to Ervay St.	128,523	Completed
Sovereign Row - Cul-De-Sac to Dividend Dr.	286,657	Completed
Spring Ave. - Hector St. to Hatcher St.	336,816	Completed
Spring Valley Rd. - Hillcrest Rd. to Coit Rd.	553,786	Completed
Springhaven Dr. - Gardenside Dr. to Amity Ln.	67,006	Completed
Spurlock St. - Beeman Ave. to Dolphin Rd.	171,279	Completed
St Augustine Dr. (N) - Grove Oaks Blvd. to Tamalpais Dr.	521,751	Completed
St Charles Ave. - Jerome St. to Samuell Blvd.	79,258	Completed
St Joseph St. - Gaston Ave. to Bryan St.	287,168	Completed
Stevens Wood Ln. - Oak Cliff Blvd. to Stevens Wood Ct.	40,841	Completed
Strickland St. - Denley Dr. to Fernwood Ave.	70,835	Completed
Sugarberry Rd. - Elderberry Ln. to Alley N of Christie Ln.	23,994	Completed
Sullivan Dr. - Wall St. to Ervay St.	110,017	Completed
Sumter Dr. - Timberline Dr. to Hargrove Dr.	180,724	Completed
Sunnyvale St. - Ledbetter Dr. to Fifty Second St.	135,288	Completed
Swiss Ave. - Apple St. to Carroll Ave.	125,460	Completed
Sycamore St. - Peak St. to Fitzhugh Ave.	248,367	Completed
Tavaros Ave. - Garland Rd. to San Fernando Way	39,821	Completed
Taylor St. - Henry St. to Hall St.	75,812	Completed
Temple Dr. - Winnetka Ave. to Windomere Ave.	48,116	Completed
Tex Oak Ave. - Dead End to Butler St.	129,800	Completed
Thale Dr. - Aledo Dr. to Desdemona Dr.	63,049	Completed
Throckmorton St. - Maple Ave. to Holland Ave.	431,006	Completed
Tillman St. - Prichard Ln. to N. Buckner Blvd.	115,122	Completed
Top Line Dr. - Blackgold Dr. to Irving Blvd.	226,160	Completed
Tower Tr. - Coral Hills Dr. to Modella Dr.	133,500	Completed
Townsend Dr. - Webb Chapel Rd. to Vinecrest Dr.	541,789	Completed
Transport Dr. - Black Gold Dr. to Irving Blvd.	189,786	Completed
Tumalo Tr. - Bernal Dr. to Cul-De-Sac	245,943	Completed
Van Ness Ln. - Lenel Pl. to Dunhaven Rd.	53,094	Completed

2006 Bond Program Projects
Proposition 01 - Street and Transportation

Project Name	Bond Value	Project Status
Street Resurfacing (continued):		
Vesper St. - Bexar St. to Dead End	52,328	Completed
Walton St. (N & S) - Elm St. to Taylor St.	107,082	Completed
Washington Ave (N & S) - Worth St. to East Side Ave.	196,933	Completed
Webb Chapel Rd. - Almazan Dr. to Walnut Hill Ln.	1,036,228	Completed
Webb St. - Central Expy. To Tracy St.	49,903	Completed
Wedgewood Ln. - Park Ln . to Cul-de-Sac	50,413	Completed
Wichita St. - Industrial Blvd. to Slocum St.	68,282	Completed
Williamswood Dr. - Dickerson St. to Kirkham Dr.	51,307	Completed
Willow Crest Ln. - Boulder Dr. to Westmoreland Rd.	64,580	Completed
Willow St. - Exposition Ave. to Peak St.	163,749	Completed
Winding Creek Ct. - Davenport Rd. to Cul-de-Sac	288,189	Completed
Winged Foot Ct. - Cromwell Dr. to Cul-de-Sac	80,535	Completed
Winnetka Ave. (N) - Singleton Blvd. to Morris St.	128,396	Completed
Winnetka Ave. (N) - Vecinos Blvd. to Canada Dr.	15,316	Completed
Woodmont Dr. - Loop 12 to Alcorn Ave.	76,578	Completed
Woodshore Dr. - Gladwood Ln. to Stults Rd.	63,687	Completed
Woodspan Dr. - Goldwood Dr. to Kirnwood Dr.	114,484	Completed
Worth St. - Washington Ave. to Haskell Ave.	79,131	Completed
Zang Blvd. (S) - Twelfth St. to Clarendon Dr.	525,453	Completed
Zodiac Ln. - Merrell Rd. to Dairy Milk Ln.	90,745	Completed
Zodiac Ln. - Virgo Ln. to Royal Ln.	157,623	Completed
Streetscape / Urban Design:		
Akard from Commerce to Elm	960,000	Completed
Akard from Ross to Woodall Rodgers	2,326,677	Completed
Alpha from Noel to Monfort	1,999,999	Consolidated
Beckley Avenue - Tilden to Oakenwald Street	114,924	Canceled/Reprogrammed
Bishop Ave - Neely to Colorado	3,701,270	Completed
Cantegral Street Streetscape (Cantegral by Citylights project)	360,000	Canceled/Reprogrammed
Cedar Springs Median	3,840,000	Completed
Citylights Unnamed Street Streetscape	400,000	Canceled/Reprogrammed
Colorado Blvd./Beckley Av. Area Sidewalk Enhancement	-	Under Award - Design
Commerce from Akard to Ervay	1,791,445	Completed
Commerce from Good-Latimer to Hall	1,743,681	Under Award - Design
Deep Ellum Streetscape Design Project	-	Under Award - Construction
Elm from Akard to Ervay	1,727,630	Completed
Elm from Good Latimer to Hall	1,781,587	Under Award - Construction
Good Latimer from Canton to Elm	682,310	Consolidated
Greenville Ave - Belmont to Ross	818,705	Completed
Griffin from IH30 to Main	5,253,548	Under Award - Construction
Houston School Rd @ Laureland	350,000	Completed

2006 Bond Program Projects
Proposition 01 - Street and Transportation

Project Name	Bond Value	Project Status
Streetscape / Urban Design (continued):		
Live Oak - Cantegral to Good Latimer	290,000	Canceled/Reprogrammed
Live Oak - Cantegral to Texas	125,000	Canceled/Reprogrammed
Main from Good-Latimer to Hall	1,705,775	Consolidated
Main Street from Market to Griffin	1,816,971	Completed
Manderville Lane from US 75 along the existing Manderville East/West to the existing Manderville Road running north and south	314,690	Completed
Meadow from the Intersection of Meadow Road and Manderville Lane to US 75	800,000	Completed
Meadow Road from the DART crossing to Rambler Road	699,999	Completed
Museum of Nature and Science at Victory Park	1,000,007	Completed
North Beckley Ave at Commerce Street	-	Under Award - Construction
OMNI Convention Center Hotel/CCT Street Infra Project	-	Completed
Pedestrian Way on Elm Street between Ervay and Stone Street	2,335,629	On Hold
Rambler Rd. from the Intersection of Rambler Road and Walnut Hill Lane to Meadow Rd.	852,600	Completed
Royal Lane @ Denton	499,999	Consolidated
Singleton Blvd. Revitalization	500,000	Completed
Texas Street - Bryan to Live Oak	200,000	Canceled/Reprogrammed
Tilden Street - Beckley to Plowman Ave	72,716	Canceled/Reprogrammed
Twin Sixties Drive -US 75 Service Rd to Worcola	271,500	Consolidated
Utility modifications (Cantegral by City Lights project)	125,000	Canceled/Reprogrammed
Walnut Hill @ Harry Hines	499,999	Under Award - Construction
West End Plaza	4,467,050	On Hold
Yale Blvd. - SMU to Greenville Avenue	536,000	Consolidated
Yale to Mockingbird Station	230,800	Consolidated
Zang Avenue - Plowman Ave to Oakenwald St	87,429	Canceled/Reprogrammed
Target Neighborhood:		
Dickerson St - McCallum Blvd to Frankford Rd	4,709,547	Completed
Phase IV streets surrounding the South Roundabout, including a South Roundabout Park	308,420	Canceled/Reprogrammed
Phase V streets surrounding the North Roundabout, including a North Roundabout Park	283,581	Canceled/Reprogrammed
Polk St (S) - Ferndale Av to Clarendon Av	1,876,454	Under Award - Construction
Polk St (S) - Wilbur St to Ferndale Av	673,886	Under Award - Construction
Rio Grande Av from Blue Ridge Blvd to Kiest Blvd	1,659,190	Canceled
Unnamed Street from approximately 1500 feet south of existing Manderville East/West to the Roundabout, from the Roundabout to the existing Manderville Road, from the roundabout to US 75	972,641	Completed
Unnamed Street from the new DART crossing to the south Roundabout, from the south Roundabout to approximately 1500 feet south of existing Manderville East/West	701,962	Completed

2006 Bond Program Projects
Proposition 01 - Street and Transportation

Project Name	Bond Value	Project Status
Target Neighborhood (continued):		
Unnamed Street from the Unnamed Creek to the new DART crossing, includes demolition of a portion of the existing Treehouse Lane	499,999	Completed
Unnamed Street surrounding the Esplanade and the Roundabout, includes the Esplanade and the Roundabout Park	1,500,000	Completed
Thoroughfares:		
Akard - Commerce to Elm	280,000	Completed
Bachman Pedestrian Bridge	400,000	Completed
Belleview from Akard to Ervay	1,000,000	Under Award - Design
Bexar - Levee to Municipal	3,828,900	Completed
Bexar - Brigham to Myrtle	1,659,190	Under Award - Construction
Bonnie View -Langdon to Hutchins C.L.	19,661,837	Canceled/Reprogrammed
Brockbank Dr - Lombardy Ln to 600' North of Wheelock	2,976,806	Completed
Cadiz St - Riverfront Boulevard to Union Pacific Railroad	3,191,331	Under Award - Construction
Central Boulevard - Commerce to Live Oak	12,619,900	Under Award - Construction
Chalk Hill - I 30 EB frontage road to Singleton	6,630,449	Under Award - Design
Chalk Hill Rd - Davis St to 800' south of IH-30	9,183,365	Under Award - Construction
Cleveland Rd - Bonnieview Rd to west of BNSF RR	-	Completed
Commerce Street - Levee to Hampton Road	2,000,000	Canceled/Reprogrammed
Continental - Industrial to IH 35E	3,828,900	Under Award - Construction
Danieldale Rd - Old Hickory-Hampton-Beckleymeade	-	Completed
Deceleration lane on Good Latimer	250,000	Canceled/Reprogrammed
Federal -Akard to Ervay	125,000	Completed
Field -Wood to Elm	510,001	Completed
Fort Worth AaveFrom Sylvan To West Commerce	-	Under Award - Design
Goodnight - Royal to North of Harcourt	3,399,212	Under Award - Design
Goodnight - Joe Field to Royal	3,842,655	Under Award - Design
Houston -Young to Elm	390,000	Completed
I-635 corridor (LBJ) - Approaches and Transitions from I35E to US 75 including I-35E. -	10,000,001	Consolidated
Live Oak -Olive to Central Boulevard	475,760	Under Award - Construction
Meadow from the DART crossing to the intersection of Meadow Road and Manderville Lane	250,000	Completed
Meadow Road to the Esplanade, Esplanade to the Unnamed Creek	499,999	Completed
Merrifield from the existing Merrifield Road to Grady Niblo - Design Only	1,945,000	Canceled/Reprogrammed
Motor Street from Harry Hines to Stemmons	2,647,550	Consolidated
Oregon/Beckley connection to I-30 frontage Road	3,968,906	Canceled/Reprogrammed
Patterson -Field to Akard	109,999	Completed
Pearl -Commerce to Live Oak	4,336,191	Under Award - Construction
Routh - Ross to Woodall Rodgers	2,836,983	Completed

2006 Bond Program Projects
Proposition 01 - Street and Transportation

Project Name	Bond Value	Project Status
Thoroughfares (continued):		
Routh St - Ross to San Jacinto	1,773,984	Completed
Sylvan -I-30 WB frontage road to Fort Worth Avenue	1,719,379	Completed
Sylvan -West Commerce to Singleton	2,552,600	Under Award - Design
Telephone Rd Phase II	-	Under Award - Construction
Telephone Road Phase I	-	Completed
Wheatland - Lancaster CL to Lancaster Rd @ Plaza	5,295,618	Under Award - Design
Traffic Intersection Capacity & Safety Improvement:		
Left Turn Lane on Live Oak	175,000	Canceled/Reprogrammed
Signal modifications @ Live Oak/Good Latimer	99,999	Canceled/Reprogrammed
Traffic Sign Upgrades:		
Street Sign Pilot Program	32,000	Completed
Traffic Signal Control Equipment Upgrades:		
Traffic Signal Control Equipment Upgrades - Citywide - Phase 1	331,838	Under Award - Construction
Traffic Signal Upgrades - Citywide:		
Campbell @ Davenport	80,981	Completed
Columbia @ Fitzhugh	95,045	Canceled/Reprogrammed
Traffic signal @ Cantegral/Texas	175,000	Canceled/Reprogrammed
Trails:		
Coombs Creek Trail Phase III (Stevens Park Tennis Court To H	-	Under Award - Construction
East Dallas Veloway- Phase 2A	-	Under Award - Construction
Lake Highlands Trail	-	Under Award - Construction
Trinity Strand Trail	-	Completed
Warranted Signals and School Flashers:		
Warranted Signals and School Flashers - On-Demand	3,560,876	Under Award - Construction

390,421,886

2006 Bond Program Projects
Proposition 02 - Flood Protection & Storm Drainage Facilities

Project Name	Bond Value	Status
Erosion Control:		
Ash Creek Trib 5B7 @ Kiltartan	140,393	Completed
Beckley Club Branch @ 122 South Shore	142,946	On Hold
Cavender 425	102,104	Canceled
Claremont 8022	66,368	Completed
Clarksdale 2132 & 2126	347,154	Completed
Clearbrook Ln. 10500 Blk	99,551	Canceled
Cockrell Hill over Five Mile Creek	165,919	Completed
Coolgreene 8220	76,578	Completed
Cypress Hills Dr. 15012	76,578	Completed
Deep Hill Circle 2631, 2635	276,957	Completed
Deep Hill Circle 2647, 2651	394,377	Completed
Deep Hill Circle 2695, 2699	394,377	Completed
Dove Creek Way 4518	102,104	Completed
Five Mile Pkwy W. 2463	134,012	Completed
Five Mile Pkwy W. 622	191,445	Completed
Five Mile Pkwy W. 938	306,312	Completed
Galway 9538, 9546, 9606, 9614, 9622	903,620	Completed
Glen Oaks 906	262,918	Completed
Glencliff Drive 1035	268,023	Completed
Hampton 3223 South	153,156	Canceled
Healey 2102 and 2103	319,075	Completed
Holliday 3417	107,209	Completed
Holliday 3429	107,209	Completed
Holliday 3509	191,445	Completed
Holliday 3529	91,894	Completed
Hunnicut 8165 & 8171	102,104	Completed
Hunters View 5919	182,511	Completed
Joes Creek @ Merrell Road	132,735	Completed
Justin over Arcadia Creek	89,341	Completed
Los Alamitos 7740	255,260	Completed
Matagorda 1404	91,894	Completed
Millbrook Drive 2707	229,734	Completed
Ripplewood 2804	319,075	Completed
Ripplewood 2832	191,445	Completed
Rocky Branch @ Middle Downs	214,418	Completed
Springwater 9203	91,894	Completed
Summer Creek 6129	127,630	Completed
Tranquilla Drive, 1231	114,867	Completed
Walnut Hill Bridge @ Joes Creek	76,578	Completed
Walnut Hill Bridge @ White Rock Creek	331,838	Completed
Wheatland @ Woody Branch Trib	196,805	Completed

2006 Bond Program Projects
Proposition 02 - Flood Protection & Storm Drainage Facilities

Project Name	Bond Value	Status
Erosion Control (continued):		
Williamson Rd. - Bridges @ McCommas Branch	344,601	Completed
Willowcrest Ln - 3423 to 3447	704,517	Completed
Wixom Lane 881	76,578	Completed
Flood Management:		
Ash Creek - S Fork - Bridges @ Lakeland	4,309,482	Under Award - Design
Auto Trash Cleaners @ Pump Stations	4,581,279	Complete
Bachman Branch FPMS Update	359,120	Completed
Dixon Branch Floodplain Management Plan Update	250,000	Completed
Elam Creek Channel - Seco to Umphress (Ph II)	5,171,379	Completed
Elmwood Branch Bridge @ Franklin	373,489	Under Award - Construction
Glen Oaks 326	193,998	On Hold
Inland Port Area - Regional Detention	2,708,309	On Hold
Levee Drainage System - Eagle Ford Sump	2,424,970	Canceled/Reprogrammed
Levee Drainage System - Hampton-Oak Lawn Sump	48,116,510	Under Award - Construction
Levee Drainage System - Pavaho Sump	37,778,480	Completed
Levee Drainage System - Pressure Sewers	14,720,921	Under Award - Design
Levee Drainage System - Sump A	56,157,200	Under Award - Construction
Levee Drainage System - Trinity-Portland Sump	4,339,420	Canceled/Reprogrammed
McCree Branch - White Rock Trail Bridge	1,192,290	Under Award - Design
Peer Review Services - 100 YR Levee Imp	-	Under Award - Design
Ricketts Branch - Detention Basin	3,956,530	Completed
Storm Drainage:		
Ash Creek Estates @ Meadow Way	416,583	Under Award - Design
Conrad 216 - 221	94,809	cancelled
Indian Ridge 7209	255,260	Completed
Kiest Meadow Dr. 3900	143,649	Completed
Kleberg Road 11700 blk	255,260	Completed
Mercedes Ave 5500 blk @ Worcola	102,104	Completed
Middle Peaks Branch - Phase 1 - to Fair Park	22,340,355	Under Award - Construction
Middle Peaks Branch - Phase 2 - Fair Park to Haskell	12,566,450	Under Award - Construction
Mill Creek Drainage Relief System - Phase I	57,688,760	Under Award - Construction
Northwest Highway (W) at Tulane (Eng, ROW, Util)	900,000	Completed
Peavy @ Galway - Fuller	204,208	Under Award - Design
Phase I Public Storm Drainage Improvements	729,737	Completed
Phase II Public Storm Drainage Improvements	148,307	Completed
Phase III Public Storm Drainage Improvements	128,733	Completed
Phase IV Public Storm Drainage Improvements	259,485	Completed
Phase V Public Storm Drainage Improvements	701,444	Completed
Rush Creek - Relief/Diversion System	8,615,025	Completed
State-Thomas - Antique District (Fairmount & Routh)	1,084,855	Under Award - Construction
State-Thomas - McKinney Ave.	3,931,004	Under Award - Construction

2006 Bond Program Projects
Proposition 02 - Flood Protection & Storm Drainage Facilities

Project Name	Bond Value	Status
Storm Drainage (continued):		
State-Thomas @ Woodall Rodgers	11,741,960	Under Award - Construction
State-Thomas @ Woodall Rodgers (Study)	191,445	Completed
Sylvan Avenue, 1667	252,963	Completed
Turtle Creek Effluence Capture Pilot System	700,000	Completed
Van Buren (N), 824	57,460	Completed
West Dallas - Eagle Ford Sump Basin	2,398,945	Under Award - Design
West Dallas - Westmoreland Hampton Sump Basin	6,464,223	Under Award - Construction
Yewpon - Kingsley Area	2,011,091	Under Award - Design
Zang to Illinois Drainage Relief System	4,000,001	Under Award - Design
	334,313,042	

2006 Bond Program Projects
Proposition 03 - Park and Recreation Facilities

Project Name	Bond Value	Status
Aquatic Facilities:		
Aquatics Facilities Master Plan		- Completed
Bahama Beach Water Park		- Completed
Beckley Saner Park		- Completed
Bonnie View Park Pool	215,000	Completed
Campbell Green Park		- Completed
Campbell Green Park		- Completed
Churchill Park Pool	65,000	Completed
Community Pools	500,000	Completed
Danieldale Park		- Completed
Danieldale Park		- Completed
Everglade Park Pool	185,000	Completed
Exline Park		- Completed
Ferguson Park		- Completed
Ferguson Park		- Under-Award Design
Glendale Park Pool	185,000	Cancelled / Reprogrammed
Grauwlyer Park Pool	185,000	Completed
H.R. Moore Park Pool	185,000	Cancelled / Reprogrammed
Kidd Springs Park	35,000	Cancelled / Reprogrammed
Lake Highlands North Park		- Completed
Lake Highlands North Park		- Completed
Martin Weiss Park Pool	185,000	Completed
McCree Park Pool	65,000	Completed
Mildred L. Dunn Park		- Completed
Mildred L. Dunn Park		- Completed
Pemberton Hill Park		- Completed
Pemberton Hill Park		- Completed
Pleasant Oaks Park	185,000	Completed
Ridgewood Park		- Completed
Ridgewood Park		- Completed
Samuell-Grand Park Pool	195,000	Completed
Tietze Park Pool	155,000	Cancelled / Reprogrammed
Tipton Park		- Completed
Tommie M. Allen Park	225,000	Cancelled / Reprogrammed
Umphress Park		- Completed
Umphress Park		- Completed
Walnut Hill Park Pool	195,000	Cancelled / Reprogrammed
Code Compliance, Safety and Security:		
Accessibility and Code Compliance	1,000,000	Under Award-Construction
Alta Mesa Park		- Completed
Anita Martinez Recreation Center		- Completed

2006 Bond Program Projects
Proposition 03 - Park and Recreation Facilities

Project Name	Bond Value	Status
Historic Restoration:		
Lake Cliff Park	364,650	Completed
Sharrock - Niblo Park (formerly Grady Niblo)	400,000	Under Award-Construction
Stevens Park	200,000	Completed
Land Acquisition:		
Chalk Hill Trail (Land Acquisition)	3,000,000	Remaining to be Awarded
Land Acquisition - District 6 (formerly Frederick Douglas/Moore Community Center)	250,000	Cancelled / Reprogrammed
District 6 Service Center	-	Completed
Elm Fork Soccer Complex	3,000,000	Completed
Joey Georgusis Park (aka Pinnacle Park)	3,500,000	Completed
Land Acquisition - Loop 12	4,000,000	Completed
Land acquisition (District 12)	1,500,000	Completed
Land Acquisition and Planning (K212)	-	Remaining to be Awarded
Reunion Gateway	1,200,000	Cancelled / Reprogrammed
Runyon Creek Greenbelt	-	Completed
Major Maintenance:		
Anita Martinez Recreation Center-ADA Compliance	250,000	Completed
Anita Martinez Recreation Center-Repair water damage/gym floor replacement	400,000	Completed
Anita Martinez Recreation Center-Replace HVAC	250,000	Completed
Arlington Recreation Center-Electrical Upgrades	350,000	Remaining to be Awarded
Arlington Recreation Center-Foundation	584,721	Under Award-Construction
Arlington Recreation Center-Replace HVAC	282,874	Completed
Bachman Lake Recreation Center-ADA	100,000	Under Award-Design
Bachman Lake Recreation Center-Foundation	466,739	Under Award-Design
Bachman Lake Recreation Center- Repair Windows	155,580	Under Award-Design
Bachman Lake Recreation Center-Roof drainage improvement	100,000	Under Award-Design
Bachman Lake Recreation Center Upgrade lighting	15,697	Under Award-Design
Bachman Lake Recreation Center-Replace HVAC	600,000	Under Award-Design
Bachman Lake (Therapeutic) Recreation Center	-	Completed
Beckley Saner Park	500,000	Completed
Cummings Park	500,000	Completed
Dallas Zoo - Bird & Reptile Building - Replace HVAC	400,000	Cancelled / Reprogrammed
Dallas Zoo - Bird & Reptile Building - Replace skylights	300,000	Cancelled / Reprogrammed
East Regional Office	30,000	Completed
Eloise Lundy Recreation Center-ADA	50,000	Remaining to be Awarded
Eloise Lundy Recreation Center-Replace HVAC	500,000	Completed
Exline Recreation Center	200,000	Completed
Fireside Recreation Center-ADA	34,118	Remaining to be Awarded
Fireside Recreation Center-Replace HVAC	300,000	Completed
Fretz Recreation Center	252,185	Completed

2006 Bond Program Projects
Proposition 03 - Park and Recreation Facilities

Project Name	Bond Value	Status
Major Maintenance (continued):		
Fruitdale Recreation Center	300,000	Completed
Grover C. Keeton Golf Course Club House	35,000	Completed
Harry Stone Park - Replace HVAC	300,000	Completed
Harry Stone Park-Replace windows	300,000	Completed
Janie C Turner Recreation Center	185,000	Under Award-Construction
Jaycee Zaragoza Park	40,000	Completed
John C. Phelps Recreation Center	200,000	Completed
Kidd Springs Recreation Center	300,000	Completed
Kleberg Rylie Park	441,218	Completed
Kleberg Rylie Recreation Center	-	Under Award - Design
Luna Vista Golf Course Club House (formerly LB Houston Golf Course)	70,000	Completed
Marcus Recreation Center-Replace HVAC	253,259	Under Award-Construction
Marcus Recreation Center-Structural/drainage work	300,000	Under Award-Construction
Martin Luther King Jr. Recreation Center	600,000	Completed
Martin Weiss Recreation Center	300,000	Completed
Mildred L. Dunn Recreation Center-Add fresh air intake	100,000	Completed
Mildred L. Dunn Recreation Center-Replace HVAC	100,000	Completed
Reverchon Recreation Center	493,010	Completed
Samuell Grand Recreation Center	600,000	Completed
Singing Hills Recreation Center	300,000	Under Award - Design
Tommie M. Allen Recreation Center	300,000	Remaining to be Awarded
Umphress Recreation Center	40,000	Completed
Walnut Hill Recreation Center	300,000	Completed
Willie B. Johnson Recreation Center	80,000	Completed
Major Outdoor Facilities:		
LB Houston Golf Course	-	Completed
Luna Vista Golf Course (formerly LB Houston Golf Course)	-	Completed
Stevens Park Golf Course	1,000,000	Completed
Major Recreational Facilities-Outdoor:		
Athletic Field Lighting	1,000,000	Completed
Elm Fork Gun Range	500,000	Cancelled / Reprogrammed
Elm Fork Park Soccer Complex	8,000,000	Completed
Elm Fork Soccer Complex	3,200,000	Completed
Grover C. Keeton Golf Course	1,000,000	Completed
Joey Georgisus Park (FORMERLY Pinnacle Park)	4,000,000	Cancelled / Reprogrammed
Light Pole Inspection	-	Completed
Samuell Garland Park	500,000	Completed
Samuell Grand Amphitheather	-	Completed
Samuell Grand Tennis Center	1,000,000	Completed
Stevens Park Golf Course	2,000,000	Completed

2006 Bond Program Projects
Proposition 03 - Park and Recreation Facilities

Project Name	Bond Value	Status
Major Recreational Facilities-Outdoor (continued):		
Tenison Glen Golf Course	2,500,000	Completed
Texas Horse Park	12,000,000	Completed
Texas Horse Park	2,000,000	Completed
West Dallas Gateway	1,800,000	Completed
Partnership Match Funding:		
Griggs Park	-	Completed
Neighborhood Partnership Match Funding	1,000,000	Completed
Playgrounds:		
Apache Park	170,592	Completed
Cedar Run Park	80,000	Completed
Cherrywood Park (Weischel Park)	170,592	Completed
Churchill Park	136,473	Completed
Cochran Park	63,423	Completed
Crockett Park	170,592	Cancelled / Reprogrammed
Crown Park	170,592	Completed
Dixon Branch (Sunset Inn/Dreyfuss Club)	170,592	Completed
Everglade Park	80,775	Completed
Fireside Park	170,592	Completed
Five Mile Greenbelt	170,592	Cancelled / Reprogrammed
Fox Hollow Park	170,592	Completed
Frankford Park	170,592	Cancelled / Reprogrammed
Friendship Park	170,592	Completed
Fruitdale Park	170,592	Completed
Glencoe Park	170,592	Completed
Glendale Park (District 4)	-	Completed
Glendale Park (District 4)	170,592	Completed
Glendale Park (District 5)	170,592	Completed
Holcomb Park	170,592	Completed
Indian Ridge Park	170,592	Cancelled
J.J. Lemmon Park	103,904	Completed
J.P. Hawn Park	170,592	Completed
J.W. Ray Park	30,000	Completed
John C. Phelps Park	170,592	Completed
Katie Jackson Park	102,355	Cancelled / Reprogrammed
Kiest Park	276,654	Completed
Kiest Park / Fantasy Landing	170,592	Completed
Lake Highlands	170,592	Completed
Lake Highlands North Park	-	Completed
Lawnview Park	170,592	Completed
Lochwood Park	165,085	Completed
Main Street Garden	-	Under Award - Design

2006 Bond Program Projects
Proposition 03 - Park and Recreation Facilities

Project Name	Bond Value	Status
Playgrounds (continued):		
Mattie Nash - Myrtle Davis Park - Playground funds relocated to Rec Center Funding	70,578	Completed
Miller Family Park	170,592	Completed
Moore Park	170,592	Completed
Opportunity Park	89,888	Completed
Peavy-Van Dyke Park	170,592	Completed
Pemberton Hill Park	119,197	Completed
Preston Hollow Park	143,507	Completed
Randall Park	121,550	Completed
Ricketts Branch Park	170,592	Completed
Rose Haggar Park	170,592	Completed
Salado Park	170,592	Cancelled / Reprogrammed
Samuell Grand Park	170,592	Completed
Sand Springs Park	170,592	Completed
Scotland Park	170,592	Completed
Seaton Park	170,592	Completed
Sugarberry Park	170,592	Completed
Thurgood Marshall Park	170,592	Completed
Valley View Park	131,155	Completed
Walford Park	170,592	Completed
Wheatley Park	170,592	Completed
White Rock Lake Nautical Area	170,592	Cancelled / Reprogrammed
Willoughby Park	170,592	Cancelled / Reprogrammed
Wonderview Park	170,592	Completed
Woodland Springs Park	120,592	Completed
Recreation and Site Development:		
Arcadia North Library and School	286,594	Cancelled / Reprogrammed
Benito Juarez Parque De Heroes	190,038	Completed
Beverly Hills Park	118,609	Completed
Cole Park	200,000	Completed
Elmwood Parkway	40,942	Completed
Gannon Park	68,237	Cancelled / Reprogrammed
Westhaven Park	213,690	Completed
Westmoreland Park	274,465	Completed
Recreation Facilities and Site Development:		
Alta Mesa Park	50,000	Completed
Alta Mesa Park Trail	80,000	Completed
Alta Mesa Park	48,620	Completed
Anita Martinez Recreation Center	1,000,000	Completed
Arapaho Park	384,135	Cancelled / Reprogrammed
Arlington Park	65,901	Completed

**2006 Bond Program Projects
Proposition 03 - Park and Recreation Facilities**

Project Name	Bond Value	Status
Recreation Facilities and Site Development (continued):		
B.B. Owen Park	352,197	Cancelled / Reprogrammed
Bachman Lake	1,963,026	Completed
Bachman Lake	275,883	Under Award-Design
Bachman Lake	-	Completed
Bahama Beach Water Park	-	Completed
Beckley Saner Park	-	Completed
Beckley Saner Park	1,800,000	Completed
Benito Juarez Parque De Heroes	324,346	Completed
Bonnie View Park	-	Completed
Buckner Park	60,775	Under Award-Design
Butler Nelson Cemetery	35,000	Completed
Campbell Green Recreation Center	700,000	Completed
Casa Linda Park	274,465	Completed
Casa View Park	100,000	Cancelled / Reprogrammed
Casa View Park Athletic Field	54,893	Cancelled / Reprogrammed
Cedar Crest Golf Course	-	Under Award-Construction
Cherrywood Park	26,127	Completed
Churchill Park	217,936	Completed
Churchill Park	2,126,607	Completed
Churchill Park	150,000	Completed
Churchill Park Recreation Center	409,420	Completed
Cole Park	60,775	Completed
Cole Park	-	Completed
College Park	15,000	Completed
Continental Pedestrian Bridge	2,000,000	Completed
Cotillion Park	388,960	Completed
Crawford Memorial Park	1,600,000	Completed
Crawford Memorial Park	-	On Hold
Cummings Park	1,650,000	Completed
Dealey Montessori School	200,000	Cancelled / Reprogrammed
Dealey Montessori School	200,000	Cancelled / Reprogrammed
Dealey Montessori School	194,884	Cancelled / Reprogrammed
Deerpath Park	-	Completed
Elm Fork Soccer Complex (public art)	-	Completed
Elmwood Parkway	780,000	Completed
Emerald Lake Park	68,237	Completed
Emerald Lake Park	303,875	Completed
Exall Park	-	Completed
Exall Park	-	Completed
Exall Park	-	Completed
Exall Park	75,000	Completed

2006 Bond Program Projects
Proposition 03 - Park and Recreation Facilities

Project Name	Bond Value	Status
Recreation Facilities and Site Development (continued):		
Exall Recreation Center	145,860	Completed
Exposition Plaza	234,000	Completed
Fair Oaks Park	388,960	Cancelled / Reprogrammed
White Rock Hills Recreation Center-2006	5,000,000	Remaining to be Awarded
Fireside Park	136,473	Completed
Fireside Recreation Center	50,000	Completed
Forest Park	10,000	Completed
Fox Hollow Park	117,139	Completed
Fox Hollow Park	54,698	Completed
Freedman's Memorial Cemetery	133,705	Under Award-Construction
Fretz Park	300,934	Completed
Fretz Park	-	Completed
Fretz Park	-	Completed
Fretz Park	364,650	Completed
Fretz Recreation Center	1,100,000	Completed
Garrett Park	77,500	Under Award-Construction
Garrett Park	50,000	Under Award-Construction
Garrett Park	672,000	Under Award-Construction
Gateway Park	-	Completed
Glencoe Park	274,465	Completed
Glencoe Park	27,295	Completed
Glencoe Park	-	Remaining to be Awarded
Northhaven Park-North (Glencove)	100,000	Completed
Glendale Park	-	Completed
Grauwyler Park	40,000	Completed
Grauwyler Park	61,000	Completed
Greiner Park	-	Completed
Griggs Park	300,000	Completed
Hamilton Park Open-Air Gymnasium	400,000	Under Award-Design
Hamilton Park Pavilion	243,100	Under Award-Design
Hamilton Park Recreation Center	250,000	Under Award-Design
Harry Stone Park Recreation Center	1,000,000	Completed
Herndon Park	-	Completed
Hillcrest Park	400,000	Completed
Hillcrest Park	282,366	Completed
Hulcy Park	303,875	Cancelled
J.W. Ray Park Pavilion	15,000	Completed
Jaycee Zaragoza Park	400,000	Completed
Jaycee Zaragoza Park	1,823,250	Completed
Juanita J. Craft Recreation Center	-	Completed
K.B. Polk Park	-	Completed

2006 Bond Program Projects
Proposition 03 - Park and Recreation Facilities

Project Name	Bond Value	Status
Recreation Facilities and Site Development (continued):		
K.B. Polk Park (Land)	488,155	Completed
Katy Trail	460,000	Completed
Kidd Springs Park	-	Completed
Kidd Springs Park	-	Completed
Kidd Springs Park	400,000	Completed
Kidd Springs Recreation Center	1,778,000	Completed
Kidd Springs Park	-	Under Award-Construction
Kidd Springs Park	-	Under Award-Design
Kidd Springs Park	-	Completed
Kidd Springs Park	122,826	Completed
Kiest Park	-	Completed
Kiest Park	-	Completed
Kiest Park	600,000	Completed
Kiest Park	2,000,000	Completed
Kiest Park	-	Completed
Kiestwood Trail	-	Completed
Kingsbridge Park	200,000	Cancelled / Reprogrammed
Kingsbridge Park	10,000	Cancelled / Reprogrammed
Kingsbridge Park	75,000	Cancelled / Reprogrammed
Kingsbridge Park	170,592	Cancelled / Reprogrammed
Kleberg Rylie Park	900,000	Completed
Lake Cliff Park	272,000	Completed
Lake Cliff Park	-	Completed
Lake Cliff Park Trail	81,884	Completed
Lake Highlands North Park	417,749	Cancelled / Reprogrammed
Lake Highlands North Recreation Center	800,000	Completed
Lakeland Hills Park	166,331	Under Award-Design
Lakeland Hills Park Pavilion	359,500	Under Award-Design
Lakewood Park	610,000	Completed
Land acquisition (District 12)	2,574,626	Completed
Lizzie Oliver Park	-	Completed
Main Street Garden	-	Remaining to be Awarded
Martin Weiss Park	-	Completed
Martin Weiss Park	8,188	Completed
Martin Weiss Park	40,942	Completed
Mattie Nash - Myrtle Davis Recreation Center (T237)	4,200,000	Completed
McCree Park	-	Completed
Meadowstone Park	29,000	Completed
Meadowstone Park	10,000	Completed
Meadowstone Park	45,000	Completed
Meadowstone Park	-	Completed

2006 Bond Program Projects
Proposition 03 - Park and Recreation Facilities

Project Name	Bond Value	Status
Recreation Facilities and Site Development (continued):		
Moss Park	-	Completed
Moss Park	274,465	Cancelled / Reprogrammed
NorthBark (Katie Jackson) Park	250,000	Completed
NorthBark (Katie Jackson) Park	200,000	Completed
Oak Cliff Founders Park	370,000	Completed
Oak Cliff Founders Park	-	Completed
Park in the Woods Park	91,162	Completed
Park in the Woods Park	100,000	Completed
Park in the Woods Park	200,000	Completed
Park Signage	900,000	Under Award-Construction
Pecan Grove Park	100,000	Completed
Pike Park	207,750	Remaining to be Awarded
Pike Park	400,000	Completed
Pleasant Oaks Recreation Center	1,650,000	Completed
Preston Green Park	274,465	Cancelled/Reprogrammed
Preston Ridge Trail	100,000	Cancelled / Reprogrammed
Preston Ridge Trail	300,000	Cancelled / Reprogrammed
Program Management	-	Completed
Public Art Projects (N810)	-	Under Award-Construction
Public Art Administration (N809)	-	Under Award-Design
Randall Park	56,069	Completed
Randall Park	500,000	Completed
Recreation Master Plan	500,000	Completed
Renner Park	-	Completed
Reverchon Park	600,000	Remaining to be Awarded
Ridgewood Park	971,682	Completed
Robert E. Lee Park	358,768	Under Award-Design
Rochester (West) Park	70,625	Completed
Rochester Park	-	Completed
Rose Haggar Park	100,000	Completed
Rose Haggar Park Pavilion	350,000	Completed
Royal Park	335,240	Completed
Royal Park Pavilion	388,960	Completed
Ruthmeade Park	-	Completed
Samuell Grand Recreation Center	400,000	Completed
Samuell Grand Park Recreation Center	1,400,000	Completed
Samuell Grand Tennis Center	-	Completed
Sargent Park	500,000	Completed
Scotland Park	-	Completed
Security Lights - District 1	400,000	Completed
Security Lights - District 4	1,400,000	Completed

2006 Bond Program Projects
Proposition 03 - Park and Recreation Facilities

Project Name	Bond Value	Status
Recreation Facilities and Site Development (continued):		
Singing Hills Recreation Center	1,059,995	Under Award-Design
Singing Hills Recreation Center-Site Package	-	Completed
South Central Park	-	Completed
South Central/Joppa Gateway (District 4)	600,000	Under Award-Construction
South Central/Joppa Gateway (District 5)	600,000	Under Award-Construction
Stevens Park Golf Course	-	Under Award-Construction
Swiss Avenue Medians	100,000	Completed
Tama Park	-	Completed
Tenison Golf Course	-	Under Award-Construction
Tietze Park	25,000	Completed
Tietze Park Trail	327,536	Completed
Timberglen Park	400,000	Completed
Timberglen Park Athletic Fields	614,130	Completed
Timberglen Park Sprayground	672,435	Completed
Tommie M. Allen Park	364,650	Completed
Tommie M. Allen Park Trail	152,915	Completed
Tommie M. Allen Park	75,000	Remaining to be Awarded
Trinity River Standing Wave	1,000,000	Completed
Turtle Creek Parkway	300,000	Remaining to be Awarded
Turtle Creek Parkway	712,372	Completed
Umphress Park	-	Completed
Urbandale Park	-	Completed
Valley View Park	280,942	Completed
Valley View Park	-	Completed
Valley View Park	650,000	Completed
Valley View Park (West)	289,170	Completed
Valley View Park (West) Trail	60,000	Completed
Wagging Tail Park (formerly Keller Springs Park)	250,000	Completed
Walnut Hill Recreation Center	1,796,980	Completed
Webb Chapel Park	388,960	Completed
Westhaven Park	-	Completed
White Rock Lake	500,000	Remaining to be Awarded
White Rock Lake East Lawther	2,000,000	Under Award-Construction
White Rock Lake Mockingbird Point	1,000,000	Completed
White Rock Valley Park	-	Completed
Willie B. Johnson Recreation Center	650,360	Completed
Willie Mae Butler Park	672,435	Completed
Roof Replacement:		
Bachman Recreation Center	431,089	Under Award-Design
Beckley Saner Park	384,000	Completed
Campbell Green Recreation Center	200,000	Completed

2006 Bond Program Projects
Proposition 03 - Park and Recreation Facilities

Project Name	Bond Value	Status
Roof Replacement (continued):		
Dallas Zoo Blue Building	100,000	Cancelled / Reprogrammed
Dallas Zoo Guest Relations Building	30,000	Remaining to be Awarded
Eloise Lundy Recreation Center	384,000	Completed
Exline Recreation Center	484,837	Completed
Harry Stone Park	313,886	Completed
Jaycee Zaragoza Park	328,048	Completed
Kiest Recreation Center	280,000	Completed
Kleberg Rylie Park	276,002	Completed
Martin Weiss Recreation Center	253,000	Completed
Pike Recreation Center	320,000	Completed
Tommie M. Allen Recreation Center	255,000	Completed
Walnut Hill Recreation Center	262,710	Completed
Willie B. Johnson Recreation Center (Hamilton)	259,980	Completed
Service Facilities:		
District 2 Service Center	-	Under Award-Design
District 6 Service Center	2,800,000	Under Award-Design
Luna Vista Golf Course (formerly LB Houston Golf Course)	-	Under Award-Design
Muchert Center	4,200,000	Under Award-Design
Service Center 2006	-	Remaining to be Awarded
Special Use Areas:		
Dealey Plaza	-	Completed
Dealey Plaza	-	Completed
Fair Park Aquarium	-	Completed
Fair Park Coliseum	-	Completed
Fair Park Coliseum	-	Completed
Study:		
Bachman Recreation Center	100,000	Under Award-Design
Janie C Turner Recreation Center	100,000	Under Award-Construction
Trail Development:		
Belleview/McKee Trail Connection to Trinity	2,000,000	Completed
Bernal Trail	150,000	Completed
Cedar Crest Trail	200,000	Completed
Coombs Creek Trail	450,000	Completed
Cottonwood Trail	250,000	Completed
East Dallas Veloway	1,084,855	Completed
Elm Fork Trail	200,000	Cancelled / Reprogrammed
Five Mile Creek Trail	-	Under Award-Design
Five Mile Creek Trail	1,000,000	Under Award-Design
Five Mile Greenbelt (East of I-35)	520,000	Completed
Five Mile Greenbelt (East of I-35)	780,000	Completed
Katy Trail	175,000	Completed

**2006 Bond Program Projects
Proposition 03 - Park and Recreation Facilities**

Project Name	Bond Value	Status
Trail Development (continued):		
Katy Trail	20,000	Cancelled / Reprogrammed
Lake Highlands Trail	700,000	Completed
North Dallas Veloway	65,000	Completed
Northaven Trail (Valley Dale Drive to Preston)	1,300,000	Completed
Old Trinity Trail	1,500,000	Completed
Runyon Creek Greenbelt	200,000	Cancelled / Reprogrammed
Santa Fe Trail (formerly East Dallas Veloway - Phase II)	1,084,855	Under Award-Construction
Timberglenn Trail	150,000	Remaining to be Awarded
Trinity Strand	1,000,000	Completed
Trinity Strand Trail Connection	-	Completed
Trinity-Strand / Katy Trail Connection	250,000	Completed
Turtle Creek Trail	300,000	Completed
White Rock Creek Greenbelt	400,000	Completed
White Rock Creek Trail	940,000	Completed
White Rock Creek Trail	-	Completed
White Rock Creek Trail	-	Completed
White Rock Lake West Lawther	-	Completed
White Rock Trail Extension	150,000	Completed
	343,230,711	

**2006 Bond Program Projects
Proposition 04 - Library Facilities**

Project Name	Bond Value	Status
Library Facilities:		
Central Library - 7th Floor Renovation	-	Completed
Forest Green Branch Library - Site Acquisition	3,088,646.00	Completed
Fretz Park Branch Library	6,058,762.00	Completed
Highland Hills Branch Library - Design Only	600,000.00	Completed
Highland Hills Branch Library - Site Acquisition	350,983.00	Completed
Highland Hills Branch Library - Construction	-	Completed
North Oak Cliff - Site Acquisition	510,520.00	Completed
Park Forest - Site Acquisition	5,003,607.00	Completed
Polk-Wisdom Branch Library - Construction	3,934,521.00	Completed
Polk-Wisdom Branch Library-Design	505,913.00	Completed
Preston Royal Branch Library - Site Acquisition	5,000,000.00	Completed
Renner- Frankford Library Light Pole	12,700.00	Canceled
Vickery Meadow Branch Library - Site Acq.	5,615,720.00	Completed
White Rock Branch Library	8,035,998.00	Completed
Major Maintenance:		
Audelia Library - Replace boiler	200,000.00	Completed
Central Library - Main fire panel	177,800.00	Completed
Forest Green Library - Replace HVAC	181,280.00	Completed
Highland Hills Library - Replace HVAC	197,625.00	Completed
Kleberg-Rylie Library - New fire alarm/security system	41,631.00	Completed
Lakewood Library - Replace HVAC	459,144.00	Completed
North Oak Cliff Library - Replace HVAC	152,400.00	Completed
Park Forest Library - Electrical/HVAC	337,560.00	Completed
Preston Royal Library - Replace HVAC	258,570.00	Completed
Renner-Frankford Library - Electrical/HVAC	87,500.00	Completed
Walnut Hill Library - Replace HVAC	235,000.00	Canceled
Renovation:		
Central Library - Downtown Branch	2,200,000.00	Canceled/Reprogrammed
Central Library - Renovate floors 2 & 6	1,687,500.00	Completed
Roof Replacement:		
Highland Hills Library - Roof Replacement	214,630.00	Completed
Lakewood Library - Roof Replacement	130,000.00	Completed
North Oak Cliff Library - Roof Replacement	284,480.00	Completed
Park Forest Library - Roof Replacement	201,240.00	Completed
Preston Royal Library - Roof Replacement	353,004.00	Completed
Skyline Library - Roof Replacement	84,240.00	Completed
	46,200,974.00	

2006 Bond Program Projects
Proposition 05 - Cultural Arts Facilities

Project Name	Bond Value	Status
Cultural Arts Facilities:		
Asian American Cultural Center	350,000.00	Completed
City Performance Hall	38,235,104.00	Completed
Dallas Heritage Village (Old City Park)	100,000.00	Complete
Latino Cultural Center - Phase II - Design	957,225.00	On Hold
Latino Cultural Center - Phase II - Priority 1 - Black Box Theater	2,807,860.00	On Hold
Major Maintenance:		
African American Museum @ Fair Park - Repair water infiltration	520,000.00	Completed
African American Museum @ Fair Park - Replace HVAC	1,100,000.00	Completed
Dallas Heritage Village (Old City Park) - Security and fire alarm system	225,000.00	Completed
Dallas Museum of Art - Design Fire alarm system	400,000.00	Completed
Dallas Museum of Art - Repair paving@Sculpture Garden	2,000,000.00	On Hold
Dallas Museum of Natural History @ Fair Park - Replace HVAC	450,000.00	Under Award - Construction
Dallas Museum of Natural History @ Fair Park - Waterproofing (aka Perot Museum of Nature & Science)	1,500,000.00	Under Award - Construction
Dallas Theater Center - Replace HVAC	900,000.00	Completed
Hall of State @ Fair Park - Renovate building/repair damage/chillers	7,485,000.00	Completed
Majestic Theater Center - Replace boiler	800,000.00	Completed
Meyerson - Exterior Envelope		- Completed
Women's Museum - Water Infiltration		- Completed
Master Plan:		
Dallas Theater Center Master Plan	340,000.00	Completed
Renovation:		
Morton H. Meyerson Symphony Center - Extend existing stage	1,400,000.00	Canceled/Reprogrammed
African American Museum @ Fair Park - Roof Replacement	360,000.00	Completed
Dallas Museum of Natural History @ Fair Park - Roof Replacement (aka Perot Museum of Nature & Science)	200,000.00	Under Award - Construction
Majestic Theater Center - Roof Replacement	454,000.00	Completed
South Dallas Cultural Center - Roof Replacement	223,000.00	Completed
Dallas Theater Center - Catwalk and Grid Study at Kalita Humphrey	50,000.00	Completed
	60,857,189.00	

2006 Bond Program Projects
Proposition 06 - City Hall, City Service and Maintenance

Project Name	Bond Value	Status
City Facilities:		
City Hall - Install automatic fire alarm	1,900,000	Remaining to-be-awarded
McCommas Heavy/Welding Shop - Improvements	1,079,183	Completed
McCommas Landfill Office - Improvements	750,000	Completed
Northeast Code Compliance - Renovation	1,200,000	Completed
Northwest Transfer Station - Install scale	54,940	Completed
Southeast Service Center - Construction	10,000,000	On Hold
Land Acquisition:		
Forest/Audelia/LBJ Revitalization	3,949,945	Canceled
Major Maintenance:		
Central Service Center - Convert to chilled water system	1,180,000	Canceled
Central Service Center - Parking	400,000	Canceled
City Hall - Electrical system renovations	5,300,000	Remaining to-be-awarded
City Hall - Expansion joint renovation	1,200,000	Canceled/Reprogrammed
City Hall - Tank replacement	1,000,000	Remaining to-be-awarded
McCommas Heavy/Welding Shop - Repair	412,052	Completed
McCommas Landfill Office - Entrance Improvements	294,986	Completed
McCommas Landfill Office - Upgrades	425,000	Completed
North Central Service Center - Improvements	750,429	Remaining to-be-awarded
Northeast Transfer Station - Repairs	58,865	Completed
Northwest Transfer Station - Repairs	626,580	Completed
Oak Cliff Municipal Center - Replace air handler	221,000	Completed
Old City Hall - 2014 Main - Roof Repairs	380,000	Completed
Southwest Transfer Station - Repairs	58,865	Completed
West Dallas Mutli-Purpose - Replace HVAC	274,701	Completed
Master Plan:		
City-Wide Multi Purpose Center - Master Plan	450,000	Canceled/Reprogrammed
Roof Replacement:		
Building Inspection - 542 E Jefferson - Roof Replacement	70,000	Completed
Central Sanitation Collection - Roof Replacement	50,000	Completed
Central Service Center - 3112 Canton - Roof Replacement	150,000	Completed
Central Service Center - Communications Building- Roof Replacement	349,720	Completed
Central Service Center - Fleet Maintenance - Roof Replacement	338,000	Canceled/Reprogrammed
Central Service Center - PBW Field Operations - Roof Replacement	125,000	Completed
McCommas Heavy/Welding Shop - Roof Replacement	327,025	Completed
People Helping People - Roof Replacement	100,330	Canceled
Southwest Sanitation - Roof Replacement	80,000	Completed
Southwest Service Center - Fleet Maintenance - Roof Replacement	365,880	Completed
Study:		
City Facilities - Building Condition Assessment	825,000	Completed
	34,747,501	

2006 Bond Program Projects

Proposition 07 - Land Acquisition Under The Land Bank Program for The Development of Low and Moderate Income Single-Family Homes

Project Name	Bond Value	Status
Housing / Land Bank Funds:		
Housing / Land Bank Funds	1,500,000	Under Award Construction
	1,500,000	

2006 Bond Program Projects

Proposition 08 -Economic Development in Southern Area of The City, and in Other Areas of The City in Connection with Transit-Oriented Development, by Providing Public Infrastructure and Funding the City's Economic Development Programs for Such Areas

Project Name	Bond Value	Status
Acquisition & Demolition:		
Housing - Acquisition and Demolition	20,000,000	Under Award Construction
Infrastructure Support:		
Economic Development	21,496,519	Under Award - Construction
	41,496,519	

2006 Bond Program Projects
Proposition 09 -Farmers Market

Project Name	Bond Value	Status
Farmers Market:		
Farmers Market	6,636,760	Under Award Construction
	6,636,760	

2006 Bond Program Projects
Proposition 10 - Land Acquisition in the Cadillac Heights Area for Future Location of City

Project Name	Bond Value	Status
Land Acquisition:		
Cadillac Heights Land Acquisition	22,551,771	Under Award
	22,551,771	

2006 Bond Program Projects
Proposition 11 - Court Facilities

Project Name	Bond Value	Status
Municipal Courts Facilities:		
Municipal Courts Building	7,944,968	Completed
	7,944,968	

2006 Bond Program Projects

Proposition 12 - Public Safety Facilities including Police, Fire Facilities & Emergency Warning Systems

Project Name	Bond Value	Status
Fire Department Facilities:		
Bexar Street Police Substation - Fire Department Facilities	-	Completed
Emergency Siren System	3,359,860	Completed
Fire Station #06 Replacement - Harwood, 2808 S	7,646,537	Under Award - Construction
Fire Station #10 Expansion - Frankford, 4451	4,353,459	Completed
Fire Station #27 Replacement - Douglas, 8401	8,319,051	Completed
Fire Station #32 Replacement - Benning, 7007	5,510,904	Completed
Fire Station #37 Replacement - Greenville, 6742	7,646,537	Completed
Fire Station #44 Replacement - Frank St, 4114	5,510,904	Completed
Fire Station, Site Acquisition - W. Kiest Blvd., 6700	446,705	Completed
Fire Station, Site Acquisition, - Mountain Creek Pkwy.,4300	446,705	Completed
Fire Stations - Storm Water Modifications Phase II	3,499,742	Completed
New Fire Station - Keeneland & Walton Walker	6,763,380	Completed
Major Maintenance:		
Camp Wisdom Road over Rickett's Creek	-	Completed
Central Police - Emergency Generator-HVAC Upgrade	746,249	Under Award - Construction
Cypress Waters Public Safety Facility	-	Completed
Fire Maintenance Building 'C' HVAC - 5000 Dolphin	175,000	Completed
Fire Museum Slab - 3801 Parry Ave	90,000	Remaining to-be-awarded
Fire Station #03 Fence - 500 N Malcolm X Blvd	100,000	Completed
Fire Station #05 Windows - 2031 S St Augustine Rd	60,000	Remaining to-be-awarded
Fire Station #07 Parking - 6010 Davenport Rd	65,000	Remaining to-be-awarded
Fire Station #09 HVAC - 2002 Cool Mist Ln	31,750	Completed
Fire Station #14 Fence - 1005 W 12th Street	322,077	Cancelled
Fire Station #15 - Roof	-	Completed
Fire Station #15 Foundation - 111 E 8th Street	23,742	Completed
Fire Station #29 Structural - 9830 Shadow Way	35,560	On Hold
Fire Station #46 Sidewalks - 331 E Camp Wisdom Rd	22,860	Completed
Fire Station #47 Windows and Doors - 7161 Envoy Court	12,954	Under Award - Design
Fire Station #49 Windows - 4901 S Hampton Rd	50,000	Remaining to-be-awarded
Fire Station Abatement - (Various Locations)	300,000	Under Award - Design
Fire Station No. 3 - Roof Replacement	-	Completed
Fire Station No. 36 - Apparatus Bay Expansion	-	Under Award
Fire Station No. 51 - Kitchen Improvements	-	Completed
Fire Station No. 7	-	Under Award
Fire Training Rookie Building 'B' Drainage - 5000 Dolphin Rd.	152,400	Completed
Fire Training Rookie Building 'B' HVAC - 5000 Dolphin Rd.	295,000	Completed
Jack Evans DPD HDQ - Masonry Repairs	-	Completed
Jack Evans DPD HQ - PED Bridge Stair Replacement	-	Under Award
North Central Police - Emergency Generator & HVAC	298,000	Completed
Northeast Police - Emergency Generator, HVAC & Parking lot lighting	566,268	Completed
Northwest Police - Emergency Generator	124,270	Remaining to-be-awarded

2006 Bond Program Projects

Proposition 12 - Public Safety Facilities including Police, Fire Facilities & Emergency Warning Systems

Project Name	Bond Value	Status
Major Maintenance (continued):		
Police Facilities - Emergency Generators	320,000	Remaining to-be-awarded
Police Substation (Central) - Design and Renovation	-	Completed
Police Substation (Southwest) - Design and Renovation	-	Completed
S. E. Police Parking - Fire Department Facilities	-	Completed
Southeast DPD - Fuel/Car Wash Roof Replacement	-	Completed
Southeast DPD - Sally-port Roof Replacement	-	Completed
Southeast Police - Emergency Generator & HVAC	338,366	Remaining to-be-awarded
Southeast Police Carpet Replacement	-	Completed
Southwest Police - Emergency Generator & HVAC	358,419	Completed
Police Department Facilities:		
Cadillac Heights- Site Acquisition	1,193,791	Under Award
Roof Replacement:		
Dolphin Rd Dallas Fire Training Fac. Roof Repl	-	Completed
Fire Museum Roof - 3801 Parry Ave	162,800	Completed
Fire Station #02 Roof - 4211 Northaven Rd	173,355	Completed
Fire Station #04 Roof - 816 S Akard Str	130,556	Completed
Fire Station #07 Roof - 6010 Davenport Rd	295,243	Completed
Fire Station #08 Roof - 1904 N Garrett Ave	170,683	Completed
Fire Station #09 Roof - 2002 Cool Mist Ln	100,000	Completed
Fire Station #16 Roof - 2616 Chalk Hill Rd	132,080	Completed
Fire Station #19 Roof - 5600 E Grand Ave	210,000	Completed
Fire Station #20 Roof - 12727 Montfort Dr	189,056	Completed
Fire Station #36 Roof - 3241 N Hampton Rd	132,969	Completed
Fire Station #43 Roof - 2844 Lombardy Ln	257,383	Completed
Fire Station #46 Roof - 331 E Camp Wisdom Rd	102,585	Completed
Fire Station #47 Roof - 7161 Envoy Ct	88,500	Completed
Fire Station #49 Roof - 4901 S Hampton Rd	223,609	Completed
Fire Station #51 Roof - 200 S St Augustine Rd	139,902	Completed
Fire Station #52 Roof - 2504 S Cockrell Hill	101,700	Completed
Fire Station #53 Roof - 1407 John West Rd	88,980	Completed
Fire Station #54 Roof - 6238 Bonnie View Rd	105,264	Completed
Fire Station #57 Roof - 10801 Audelia Rd	107,900	Completed
Fire Training Administration Building 'A' Roof - 5000 Dolphin Rd.	50,000	Completed
Motorcycle Garage - Roof Replacement	245,440	Completed
North Central Police - Roof Replacement	260,000	Completed
Northeast police - Roof Replacement	381,400	Completed
Southeast Police - Roof Replacement	200,000	Completed
Southwest Police - Roof Replacement	386,500	Completed

63,621,395

Memorandum



CITY OF DALLAS

DATE June 17, 2016

TO Honorable Members of the Budget, Finance & Audit Committee: Jennifer S. Gates (Chair), Philip T. Kingston (Vice Chair), Erik Wilson, Rickey D. Callahan, Scott Griggs, Lee M. Kleinman

SUBJECT FY 2015 Sunset Review Status Update

On Monday, June 20, 2016, the Budget, Finance & Audit Committee will be briefed on the "FY 2015 Sunset Review Status Update". The briefing is attached for your review.

Please let me know if you need additional information.


Jeanne Chipperfield
Chief Financial Officer

Attachment

cc: Honorable Mayor and Members of the City Council
AC Gonzalez, City Manager
Christopher D. Bowers, Interim City Attorney
Craig D. Kinton, City Auditor
Rosa A. Rios, City Secretary
Daniel F. Solis, Administrative Judge
Ryan S. Evans, First Assistant City Manager

Eric D. Campbell, Assistant City Manager
Jill A. Jordan, P.E., Assistant City Manager
Mark McDaniel, Assistant City Manager
Joey Zapata, Assistant City Manager
Sana Syed, Public Information Officer
Elsa Cantu, Assistant to the City Manager – Mayor & Council



FY 2015 Sunset Review Status Update

June 20, 2016

Budget, Finance, and Audit Committee





Purpose

- Review purpose and process of Dallas Sunset Review program
- Provide update of potential opportunities identified in first year of Sunset Review program
 - Police
 - Municipal Courts
 - Judiciary
 - City Attorney
 - Code Compliance
 - Emergency Management
 - 3-1-1 Operations



Sunset Review

- Sunset Review began in 2015 as an additional tool to be used by City staff to improve operations/efficiencies and reduce costs
- Through multiple tools including Sunset Review, staff have included savings and cost reductions in annual operating budgets
 - FY15 - \$16.3m
 - FY16 - \$15.7m
 - FY17 - \$5.6m as of June 8th; with goal of at least \$12.5m



Sunset Review

- At request of council members and direction of City Manager, beginning with development of FY16 budget, additional analysis of departmental budgets was implemented
- Five year rotation schedule was put in place to conduct “sunset” and performance budget review of each department and service:

Line item expense budget	Fees and revenues
Staffing requirements to deliver service	Technology needs and opportunities
Contracts for services	Best practices
Performance measures	Benchmarking against others
Outsource opportunities	



Sunset Review

- Sunset Review is for purpose of conducting additional analysis of departmental budgets
 - To take a “deep dive” into department budget and operations
 - To identify opportunities to improve operational efficiency and effectiveness
 - To identify opportunities to have a positive budget impact through expense reductions or revenue increases
 - To eliminate outdated programs where possible
- Potential opportunities identified during Sunset Review process are further analyzed and implemented as possible over multiple years



Self-Evaluation Report

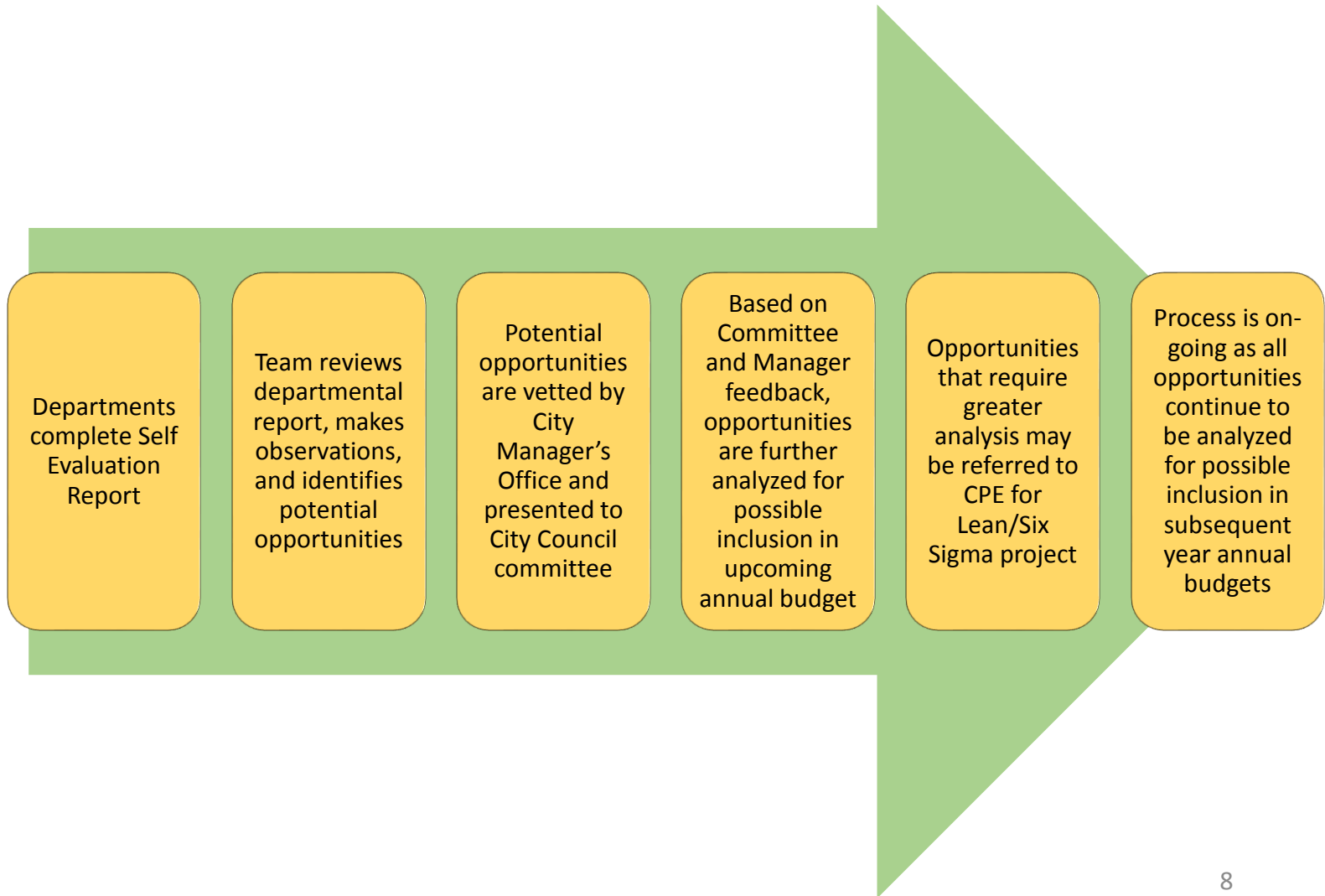
- Sunset Review process begins with each department conducting a complete, accurate, and thoughtful departmental self-evaluation including:
 - 1) Purpose and activities
 - 2) Source of funds and revenues
 - 3) Expenditures
 - 4) Personnel
 - 5) Performance
 - 6) Stakeholders
 - 7) Technology and equipment
 - 8) Other
- Department self-evaluation is more than compiling information for review teams to consider
- Self-evaluation is intended to be time/process for departments to consider their operations and activities (process is consistent with Business Plan initiative)



Considerations by Review Team

- Based on components presented to Council and criteria used in State of Texas process, following are example areas that teams consider:
 - 1) What is purpose of department?
 - 2) How does department contribute to achieving mission and goals of City?
 - 3) How does department meet legal requirements and/or mandates?
 - 4) What are appropriate measures of success for department?
 - 5) Is department effective and meeting performance measures?
 - 6) Are there opportunities to improve performance?
 - 7) Are there opportunities to streamline or improve efficiencies?
 - 8) Is department responsive to customer needs?
 - 9) Are all services, activities and line item expenditures needed?
 - 10) Are all staff/positions needed?
 - 11) What is appropriate span of control?

Process



Schedule

FY15 – Year 1	FY16 – Year 2	FY17 – Year 3	FY18 – Year 4	FY19 – Year 5
Police	Equipment and Building Services	Fire	Mayor and City Council	Aviation
Courts	Public Works	Cultural Affairs and WRR	City Auditor	Economic Development
Judiciary	Street Services	Library	City Manager	Housing
City Attorney	Trinity Watershed and Storm Water	Park and Recreation	City Secretary	Fair Housing
Code Compliance	Environmental Quality	Civil Service	City Controller	Planning and Urban Design
Emergency Management	Sanitation	Human Resources	Communication and Information Services	Sustainable Develop. and Construction
311 Operations	Water Utilities	Employee Benefits	Financial Services	Convention Center
		Risk Management	Purchasing	
			Public Information	
			Intergovernmental Services	
			City Attorney	

Summary of Year 1 Departments

Summary of Potential Opportunities Identified In Year-1 Sunset Review

Department/Office	Budget Reductions	Total Potential Opportunities	Completed	Analysis for inclusion in FY17 Budget	Current Lean/Six Sigma Projects	Meet & Confer; Uniform Employees; Potential Civilianization	Future Lean/Six Sigma Projects	Ongoing, Underway, Additional Review
Police	(\$1,088,000)	30	1	2	1	8	15	3
Municipal Courts	(1,466,702)	9	5		2			2
Judiciary	(159,981)	5	2	1			1	1
City Attorney	(172,754)	5	2				1	2
Code Compliance	(1,192,913)	18	4	4	1		8	1
Emergency Management	(18,500)	5	3	1			1	
3-1-1 Operations		8	2	1	1		1	3
Total	(\$4,098,850)	80	19	9	5	8	27	12

Summary of Year 1 Departments

Sunset Review Summary – Year 1

Department/Office	# of Services in FY15	# of Cost Centers	# of Activities	FY15 GF Budget	Less: Police and Code Personnel	Less: CIS Expenses	Less: EBS Expenses	Remaining Budget	Budget Reductions	Percent of Reductions-To-Date
Police	12	46	97	\$438,059,929	\$390,283,637	\$15,952,342	\$18,649,848	\$13,174,102	(\$1,088,000)	-8.3%
Municipal Courts ²	5	9	7	20,184,916		1,959,980	141,741	18,083,195	(1,466,702)	-8.1%
Judiciary	4	4	4	3,695,256		96,776	5,241	3,593,239	(159,981)	-4.5%
City Attorney ¹	2	2	45	4,940,768		175,174	-	4,765,594	(172,754)	-3.6%
Code Compliance	5	24	22	35,382,605	27,390,819	1,944,498	1,578,128	4,469,160	(1,192,913)	-26.7%
Emergency Management	1	2	5	639,116		206,056	16,619	416,441	(18,500)	-4.4%
3-1-1 Operations	1	1	6	2,081,451		589,988	683	1,490,780		0.0%
Total	30	88	186	\$504,984,041	\$417,674,456	\$20,924,814	\$20,392,260	\$45,992,511	(\$4,098,850)	-8.9%

Notes: 1-City Attorney review limited to services supporting public safety. 2-Courts Budget includes Lew Sterrett Jail Contract (\$8m).



Summary of Year 1 Departments

- Example of savings realized from opportunities identified through Sunset Review process
 - Municipal Courts, City Attorney, & Judiciary – reduce staffing and number of fully-operational court rooms due to decrease in number of citations – \$1.4m
 - Code Compliance – adjusted vacancy rate to reflect delays in hiring - \$506K
 - Municipal Courts – adjustment to “right size” staffing levels based on Court activity - \$253K
 - Police – reduce civilian positions in Police Personnel Services Division - \$160K
 - Code Compliance – consider transferring Transportation Regulation from Code to Aviation in FY17 - \$578K




Next Steps

- Brief Year 2 departments to Transportation and Trinity Committee on June 27th
 - Equipment and Building Services
 - Office of Environmental Quality
 - Public Works
 - Sanitation Services
 - Street Services
 - Trinity Watershed Management
 - Water Utilities
- Incorporate savings into FY17 budget development
- Update Budget, Finance, and Audit Committee on all Year 1&2 departments in Fall 2016, and annually going forward
- Fall 2016 begin 3rd cycle of process reviewing additional departments



Questions and Comments

Memorandum




CITY OF DALLAS

DATE June 17, 2016
TO The Honorable Mayor and Members of the City Council
SUBJECT Financial Forecast Report

The FY 2015-16 Financial Forecast Report based on information through April 2016 is attached and provided for your information.

For FY 2015-16, General Fund revenues are projected to be \$4,088,000 above budget and expenditures are projected to be \$2,134,000 above budget. This results in forecast revenues being in excess of forecast expenditures by \$1,954,000. Details related to budget variances may be found at the end of the Financial Forecast Report.

We will continue to closely monitor revenues and expenditures and keep you informed.



A.C. Gonzalez
City Manager

Attachment

c: Ryan S. Evans, First Assistant City Manager
Jill A. Jordan, P.E., Assistant City Manager
Joey Zapata, Assistant City Manager
Eric D. Campbell, Assistant City Manager
Mark McDaniel, Assistant City Manager
Jeanne Chipperfield, Chief Financial Officer
Jack Ireland, Director, Office of Financial Services



FY 2015-16

Financial Forecast Report

Information as of April 30, 2016



GENERAL FUND

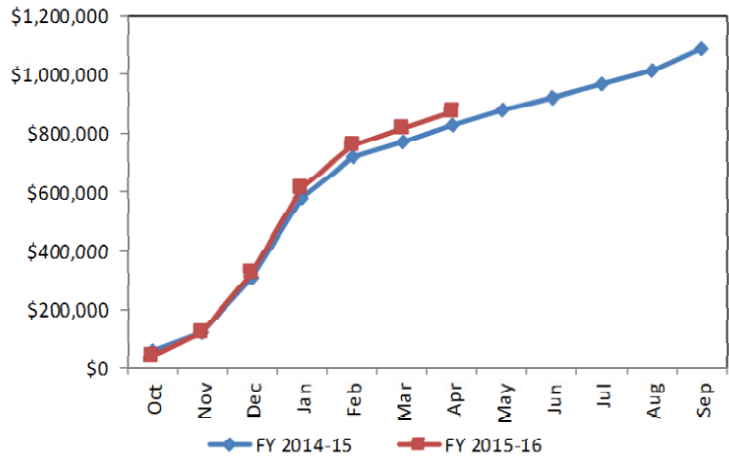
As of April 30, 2016
(000s)

ITEM	AMENDED BUDGET¹	YEAR TO DATE	YEAR-END FORECAST	BUDGET VS FORECAST VARIANCE
Revenues	\$1,144,900	\$872,140	\$1,148,988	\$4,088
Expenditures	1,144,900	641,944	1,147,034	2,134
Net Excess of Revenues Over Expenditures/Transfers	<u>\$0</u>	<u>\$230,197</u>	<u>\$1,954</u>	<u>\$1,954</u>

GENERAL FUND REVENUES

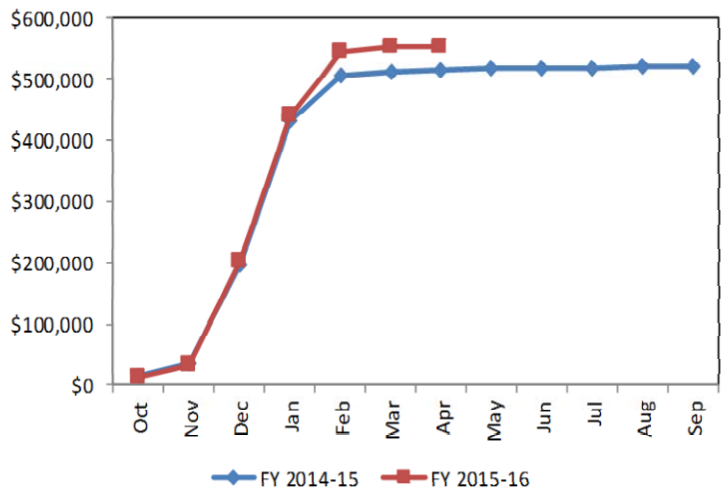
ALL SOURCES

	FY 2014-15	FY 2015-16	Variance
Oct	\$60,959	\$41,660	(\$19,299)
Nov	58,982	77,665	18,682
Dec	187,753	203,876	16,123
Jan	271,536	288,996	17,460
Feb	138,254	147,975	9,721
Mar	52,292	53,193	901
Apr	59,984	58,776	(1,208)
May	48,230		
Jun	43,757		
Jul	46,560		
Aug	45,056		
Sep	74,964		
Total	\$1,088,327	\$872,140	\$42,380



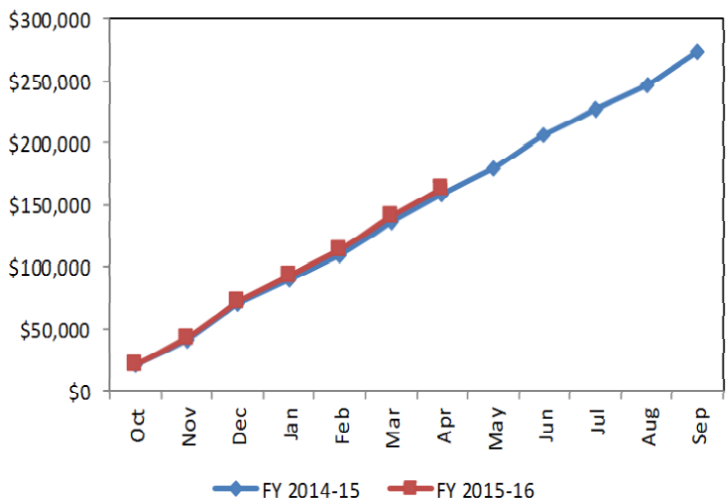
PROPERTY TAX

	FY 2014-15	FY 2015-16	Variance
Oct	\$16,175	\$11,487	(\$4,688)
Nov	18,472	20,589	2,117
Dec	160,305	169,848	9,543
Jan	235,891	237,272	1,382
Feb	74,439	104,025	29,586
Mar	6,533	7,675	1,142
Apr	3,115	2,364	(751)
May	1,536		
Jun	1,750		
Jul	821		
Aug	948		
Sep	673		
Total	\$520,658	\$553,260	\$38,330



SALES TAX

	FY 2014-15	FY 2015-16	Variance
Oct	\$21,933	\$21,769	(\$164)
Nov	19,220	20,524	1,303
Dec	29,690	30,137	447
Jan	20,009	21,258	1,250
Feb	18,928	20,418	1,490
Mar	26,847	27,482	635
Apr	22,124	22,265	141
May	20,755		
Jun	26,477		
Jul	20,798		
Aug	20,332		
Sep	26,386		
Total	\$273,499	\$163,853	\$5,102



FY 2014-15 All Sources has been restated to reflect the conversion of Sanitation to an Enterprise Fund in FY 2015-16

GENERAL FUND REVENUES

As of April 30, 2016

(000s)

	AMENDED BUDGET¹	REVENUES YEAR TO DATE	YEAR-END FORECAST	BUDGET VS FORECAST VARIANCE
TAXES				
Ad Valorem Tax	\$559,636	\$553,260	\$559,239	(\$397)
Sales Tax ²	281,272	163,853	283,562	2,290
TOTAL TAXES	840,908	717,113	842,801	1,893
FRANCHISE REVENUES				
Oncor Electric ³	50,612	39,636	51,013	401
AT&T	10,950	2,912	10,993	42
Atmos Energy ⁴	12,242	2,811	11,642	(600)
Time Warner Cable	6,102	1,561	6,122	20
Other ⁵	27,291	9,190	27,612	321
TOTAL FRANCHISE REVENUES	107,198	56,111	107,382	184
LICENSES AND PERMITS⁶	6,067	4,433	5,649	(419)
INTEREST EARNED⁷	962	1,359	1,500	539
INTERGOVERNMENTAL	7,432	7,140	7,544	113
FINES AND FORFEITURES				
Municipal Court ⁸	14,771	11,147	18,049	3,277
Vehicle Towing & Storage ⁹	7,146	4,483	7,592	447
Parking Fines	3,591	1,267	3,592	1
Red Light Camera Fines	7,460	0	7,460	0
Public Library ¹⁰	494	142	398	(96)
TOTAL FINES	33,462	17,039	37,091	3,629
CHARGES FOR SERVICE				
Parks	10,283	5,835	10,564	281
Emergency Ambulance	31,569	10,984	31,115	(454)
Security Alarm	4,450	2,440	4,380	(70)
Street Lighting	648	370	648	0
Vital Statistics ¹¹	1,484	880	1,617	133
Other ¹²	23,147	17,736	21,195	(1,953)
TOTAL CHARGES	71,581	38,245	69,518	(2,063)
INTERFUND REVENUE	67,223	24,936	67,768	545
MISCELLANEOUS	10,068	5,764	9,735	(333)
TOTAL REVENUES	\$1,144,900	\$872,140	\$1,148,988	\$4,088

GENERAL FUND EXPENDITURES

ALL EXPENSES

	FY 2014-15	FY 2015-16	Variance
Oct	\$77,525	\$75,601	(\$1,924)
Nov	79,013	78,065	(948)
Dec	123,491	124,594	1,103
Jan	76,655	97,321	20,666
Feb	86,673	84,683	(1,990)
Mar	82,668	95,576	12,908
Apr	69,958	86,104	16,146
May	96,984		
Jun	102,442		
Jul	78,895		
Aug	85,592		
Sep	124,316		

Total \$1,084,212 \$641,944 \$45,961

POLICE

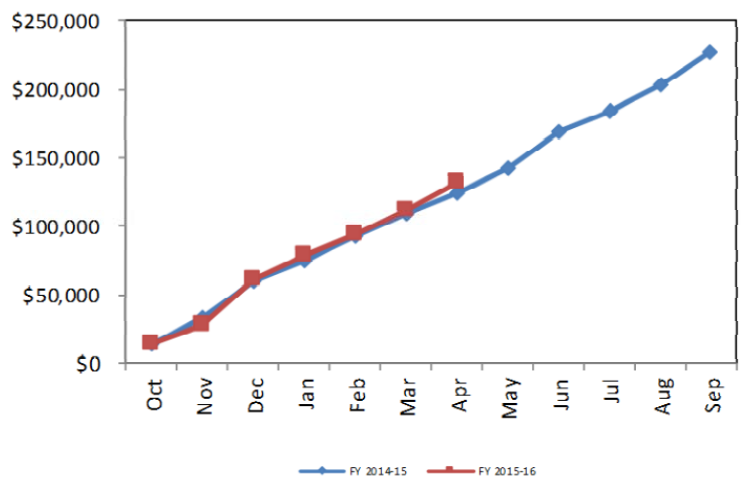
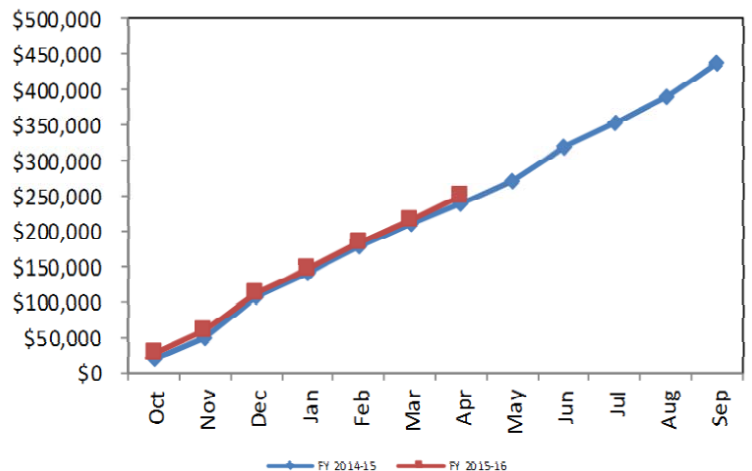
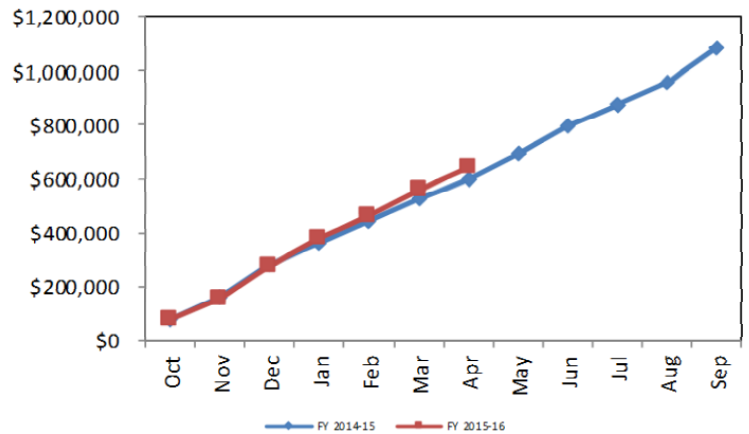
	FY 2014-15	FY 2015-16	Variance
Oct	\$19,262	\$28,488	\$9,226
Nov	31,339	31,370	31
Dec	57,789	52,490	(5,299)
Jan	32,898	35,550	2,652
Feb	36,863	37,126	263
Mar	32,472	30,058	(2,414)
Apr	27,900	34,931	7,031
May	33,265		
Jun	47,086		
Jul	34,846		
Aug	35,661		
Sep	46,774		

Total \$436,155 \$250,013 \$11,490

FIRE

	FY 2014-15	FY 2015-16	Variance
Oct	\$13,502	\$13,994	\$492
Nov	19,557	14,184	(5,373)
Dec	26,055	32,389	6,334
Jan	16,078	17,547	1,469
Feb	17,117	16,128	(989)
Mar	17,032	18,076	1,044
Apr	15,063	19,295	4,232
May	17,344		
Jun	26,753		
Jul	16,442		
Aug	18,322		
Sep	24,269		

Total \$227,535 \$131,613 \$7,209



FY 2014-15 All Expenses has been restated to reflect the conversion of Sanitation to an Enterprise Fund in FY 2015-16

GENERAL FUND EXPENDITURES

As of April 30, 2016

(000s)

DEPARTMENT	AMENDED BUDGET ¹	EXPENDITURES YEAR TO DATE	YEAR-END FORECAST	BUDGET VS FORECAST VARIANCE
Building Services	\$23,831	\$15,072	\$23,831	\$0
Business Dev/Procurement Svcs	2,884	1,749	2,884	0
City Attorney's Office	15,886	8,752	15,847	(39)
City Auditor's Office	3,004	1,650	2,989	(15)
City Controller's Office	4,541	2,729	4,404	(137)
City Manager's Office	1,972	1,313	1,972	0
City Secretary's Office ¹³	2,005	1,016	2,015	11
Civil Service ¹⁴	2,599	1,274	2,605	6
Code Compliance	38,569	20,950	38,569	0
Court Services ¹⁵	11,563	6,275	11,153	(410)
Elections ¹⁶	97	52	109	12
Fire	239,567	131,613	239,395	(172)
Housing ¹⁷	11,936	9,034	12,262	326
Human Resources	4,788	2,737	4,754	(34)
Independent Audit	786	-	786	0
Jail Contract - Lew Sterret	7,557	7,557	7,557	0
Judiciary ¹⁸	3,231	1,841	3,059	(171)
Library	30,509	16,734	30,509	0
Management Services	8,544	5,528	8,424	(120)
Mayor and Council ¹⁹	4,243	2,368	4,344	101
Non-Departmental ²⁰	58,026	12,920	58,154	128
Office of Cultural Affairs ²¹	17,671	14,192	17,750	79
Office of Economic Development	1,818	1,818	1,818	0
Office of Financial Services	2,957	1,495	2,950	(7)
Park and Recreation ²²	85,646	53,552	85,938	292
Planning & Urban Design ²³	4,232	1,466	3,994	(238)
Police ²⁴	451,882	250,013	454,125	2,243
Public Works	5,911	4,993	5,721	(190)
Street Lighting	17,525	8,028	17,525	0
Street Services ²⁵	71,531	48,666	72,305	773
Sustainable Dev/Construction ²⁶	1,438	1,326	1,138	(300)
Trinity Watershed Management	1,526	552	1,525	(2)
RESERVES AND TRANSFERS				
Contingency Reserve	2,628	2,682	2,628	0
Liability/Claim Fund	1,994	1,994	1,994	0
Salary & Benefit Reserve	2,000	0	2,000	0
TOTAL EXPENDITURES	\$1,144,900	\$641,944	\$1,147,034	\$2,134

PROPRIETARY FUNDS

As of April 30, 2016
(000s)

DEPARTMENT	BUDGET	YEAR TO DATE	YEAR-END FORECAST	BUDGET VS FORECAST VARIANCE
AVIATION				
BEGINNING FUND BALANCE	\$16,775	\$ -	\$16,775	\$ -
REVENUES:				
Parking	27,443	14,693	26,643	(800)
Terminal Concessions	22,423	13,384	21,769	(654)
Landing Fees	17,784	9,114	17,784	0
Rental on Airport - Terminal	13,831	7,597	11,478	(2,353)
Rental on Airport - Field	9,067	3,975	9,777	710
Fuel Flow Fees	1,225	652	1,211	(15)
All Other	2,102	1,493	5,214	3,112
TOTAL REVENUES	93,876	50,907	93,876	0
TOTAL EXPENDITURES	93,876	50,100	93,876	0
ENDING FUND BALANCE	\$16,775	\$ -	\$16,775	\$0

CONVENTION AND EVENT SERVICES

BEGINNING FUND BALANCE	\$20,607	\$ -	\$20,607	\$ -
REVENUES:				
Hotel Occupancy Tax	54,002	29,042	53,521	(481)
Alcoholic Beverage Tax	10,461	5,983	11,819	1,358
Contract Services	9,119	8,618	11,537	2,418
All Remaining Revenues	10,414	8,788	14,982	4,568
TOTAL REVENUES²⁷	83,996	52,431	91,860	7,864
TOTAL EXPENDITURES²⁷	82,939	40,579	91,730	8,791
ENDING FUND BALANCE	\$21,664	\$ -	\$20,736	(\$927)

PROPRIETARY FUNDS

As of April 30, 2016

(000s)

DEPARTMENT	BUDGET	YEAR TO DATE	YEAR-END FORECAST	BUDGET VS FORECAST VARIANCE
SUSTAINABLE DEVELOPMENT AND CONSTRUCTION				
BEGINNING FUND BALANCE	\$33,842	\$ -	\$33,842	\$ -
REVENUES:				
Building Permits	18,770	12,400	19,104	334
Certificate of Occupancy	1,412	749	1,412	0
Plan Review	3,736	2,731	3,749	13
Registration/License	1,028	714	1,028	(0)
Special Plats	887	661	887	0
Private Development	1,010	850	1,010	(0)
Zoning	1,184	537	1,184	0
Interest Earnings	117	174	117	0
All Remaining Revenues	1,478	1,031	1,478	0
TOTAL REVENUES	29,622	19,847	29,969	347
TOTAL EXPENDITURES	30,697	14,301	30,608	(89)
ENDING FUND BALANCE	\$32,767	\$ -	\$33,203	\$436
 MUNICIPAL RADIO				
BEGINNING FUND BALANCE	\$1,183	\$ -	\$1,183	\$ -
REVENUES:				
Local and National Sales	2,058	1,134	1,954	(104)
All Remaining Revenues	12	6	11	(1)
TOTAL REVENUES²⁸	2,070	1,139	1,965	(105)
TOTAL EXPENDITURES²⁸	2,055	1,055	1,941	(114)
ENDING FUND BALANCE	\$1,198	\$ -	\$1,207	\$8

PROPRIETARY FUNDS

As of April 30, 2016
(000s)

DEPARTMENT	BUDGET	YEAR TO DATE	YEAR-END FORECAST	BUDGET VS FORECAST VARIANCE
WATER UTILITIES				
BEGINNING FUND BALANCE	\$86,191	\$ -	\$86,191	\$ -
REVENUES:				
Treated Water - Retail	286,483	145,882	289,159	2,676
Treated Water - Wholesale	80,082	43,126	76,868	(3,214)
Wastewater - Retail	232,649	122,658	225,222	(7,427)
Wastewater - Wholesale	9,874	5,744	9,874	0
All Remaining Revenues	36,040	15,098	30,089	(5,951)
TOTAL REVENUES²⁹	645,128	332,507	631,213	(13,915)
TOTAL EXPENDITURES²⁹	645,128	315,930	631,213	(13,915)
ENDING FUND BALANCE	\$86,191	\$ -	\$86,191	\$0

COMMUNICATION & INFORMATION SERVICES

BEGINNING FUND BALANCE	\$10,910	\$ -	\$10,910	\$ -
REVENUES:				
Interdepartmental Charges	52,799	30,137	52,799	0
Telephones Leased	8,532	3,037	8,532	0
Circuits	1,367	0	1,367	0
Desktop Services	269	50	58	(210)
Interest	137	88	141	0
Equipment Rental	4,546	2,651	4,546	0
Miscellaneous	77	748	721	643
TOTAL REVENUES³⁰	67,727	36,711	68,164	437
TOTAL EXPENDITURES	72,284	39,632	72,024	(260)
ENDING FUND BALANCE	\$6,352	\$ -	\$7,049	\$697

PROPRIETARY FUNDS

As of April 30, 2016

(000s)

DEPARTMENT	BUDGET	YEAR TO DATE	YEAR-END FORECAST	BUDGET VS FORECAST VARIANCE
EQUIPMENT SERVICES				
BEGINNING FUND BALANCE	\$4,129	\$ -	\$4,129	\$ -
REVENUES:				
Rental/Wreck	33,640	16,641	38,502	4,862
Fuel	16,180	6,328	13,964	(2,216)
Auto Auction	418	526	826	408
Miscellaneous Revenue	267	379	485	218
Interest and Other	5	0	1	(4)
TOTAL REVENUES³¹	50,509	23,874	53,777	3,268
TOTAL EXPENDITURES³¹	50,509	30,161	53,777	3,268
ENDING FUND BALANCE	\$4,129	\$ -	\$4,129	\$0
 EXPRESS BUSINESS CENTER				
BEGINNING FUND BALANCE	\$1,223	\$ -	\$1,223	\$ -
REVENUES:				
Postage Sales	2,703	1,401	2,703	0
All Other Revenues	1,260	1,340	1,329	68
TOTAL REVENUES	3,963	2,741	4,032	68
TOTAL EXPENDITURES	3,815	2,194	3,783	(32)
ENDING FUND BALANCE	\$1,372	\$ -	\$1,473	\$101

PROPRIETARY FUNDS

As of April 30, 2016
(000s)

DEPARTMENT	BUDGET	YEAR TO DATE	YEAR-END FORECAST	BUDGET VS FORECAST VARIANCE
SANITATION SERVICES				
BEGINNING FUND BALANCE	\$7,108	\$ -	\$7,108	\$ -
REVENUES:				
Residential Collection	66,537	40,437	67,441	904
Cost Plus Bulk/Brush	114	70	120	6
Sale of Recyclables	2,100	1,006	1,724	(376)
City Facility Collection	761	399	684	(78)
Landfill Revenue	17,676	16,668	23,613	5,937
TOTAL REVENUES³²	87,188	58,579	93,583	6,394
TOTAL EXPENDITURES³²	86,480	41,757	88,804	2,324
ENDING FUND BALANCE	\$7,816	\$ -	\$11,887	\$4,070

OTHER FUNDS

As of April 30, 2016
(000s)

DEPARTMENT	BUDGET	YEAR TO DATE	YEAR-END FORECAST	BUDGET VS FORECAST VARIANCE
9-1-1 SYSTEM OPERATIONS				
BEGINNING FUND BALANCE	\$7,090	\$ -	\$7,090	\$ -
REVENUES:				
9-1-1 Service Receipts - Wireless	6,257	3,285	6,324	68
9-1-1 Service Receipts - Wireline	6,898	3,813	6,717	(182)
Interest and Other	63	31	63	0
TOTAL REVENUES	13,218	7,129	13,104	(114)
TOTAL EXPENDITURES	16,292	9,605	15,988	(305)
ENDING FUND BALANCE	\$4,015	\$ -	\$4,206	\$191
 STORM DRAINAGE MANAGEMENT				
BEGINNING FUND BALANCE	\$8,114	\$ -	\$8,114	\$ -
REVENUES:				
Storm Water Fees	50,413	29,533	50,413	-
Interest and Other	40	37	40	0
TOTAL REVENUES	50,452	29,570	50,452	0
TOTAL EXPENDITURES	51,417	16,532	51,274	(143)
ENDING FUND BALANCE	\$7,150	\$ -	\$7,293	\$143

OTHER FUNDS

As of April 30, 2016
(000s)

DEPARTMENT	BUDGET	YEAR TO DATE	YEAR-END FORECAST	BUDGET VS FORECAST VARIANCE
EMPLOYEE BENEFITS				
BENEFITS ADMINISTRATION				
TOTAL EXPENDITURES	\$1,126	\$321	\$1,084	(\$42)
WELLNESS PROGRAM				
TOTAL EXPENDITURES ³³	\$430	\$279	\$379	(\$51)
RISK MANAGEMENT				
TOTAL EXPENDITURES ³⁴	\$2,594	\$1,494	\$2,359	(\$235)
LIABILITY/CLAIMS FUND				
Beginning Balance October 1, 2015				\$3,649
Budgeted Revenue			<u>6,297</u>	
FY 2015-16 Available Funds				9,946
Paid October 2015				(168)
Paid November 2015				(328)
Paid December 2015				(379)
Paid January 2016				(744)
Paid February 2016				(436)
Paid March 2016				(353)
Paid April 2016				(434)
Balance as of April 30, 2016			<u><u>\$7,104</u></u>	

DEBT SERVICE FUND

As of April 30, 2016
(000s)

DEPARTMENT	BUDGET	YEAR TO DATE	YEAR-END FORECAST	BUDGET VS FORECAST VARIANCE
DEBT SERVICE FUND				
BEGINNING FUND BALANCE	\$12,109	\$ -	\$12,109	\$ -
REVENUES:				
Ad Valorem	230,475	227,836	230,298	(177)
Interest/Transfers/Other	20,468	895	20,468	0
TOTAL REVENUES	250,943	228,731	250,766	(177)
TOTAL EXPENDITURES³⁵	255,326	201,628	254,444	(881)
ENDING FUND BALANCE	\$7,726	\$ -	\$8,430	\$704

NOTES

(Dollars in 000s)

1. The General Fund budget was amended/increased based on Council's approved use of contingency reserve funds by \$100 on January 27, 2016 by CR# 16-0214 (executive search contract for the City Attorney).
2. Sales tax revenue is projected to be \$2,290 above budget due to the strength of the local economy. Over the most recent 12 months, sales tax receipts have increased by 4.5%.
3. Oncor Electric revenues are projected to be \$401 above budget primarily due to higher than expected electric consumption.
4. Atmos Energy revenues are projected to be \$600 below budget primarily due to warmer winter weather that resulted in less gas consumption.
5. Other Franchise revenues are projected to be \$321 above budget primarily due to an increase in private waste hauler activity and more growth than expected in Cable TV service.
6. Licenses and Permits revenues are projected to be \$419 below budget primarily due to decreases in permits related to Transportation for Hire and Motor Vehicle Repair.
7. Interest Earned revenue is projected to be \$539 above budget due to an increase in the market interest rate.
8. Municipal Court revenue is projected to be \$3,277 above budget primarily due to an increase in the collection per citation rates and due to the new collection agency's success of collection on older past due accounts.
9. Vehicle Towing & Storage revenues are projected to be \$447 above budget due to an increase in tows as well as vehicles staying on the auto pound property longer than anticipated.
10. Public Library revenue is projected to be \$96 below budget due to implementation of automatic renewal on materials that have been checked out at library locations and an increase in the usage of e-materials. Fines and late fees are not collected on e-materials as they are electronically recalled on the due date.
11. Vital Statistics revenues are projected to be \$133 above budget due to an increase in the sale of birth certificates.
12. Other Charges for Service revenue is projected to be \$1,953 below budget primarily as a result of contracting with fewer hospitals than anticipated for the Mobile Community Healthcare Program, a reduction in Fire Watch fees, and a reduction in the number of fire inspectors used at American Airline Center events.
13. City Secretary's Office is projected to be \$11 above budget due to higher than budgeted salary expenses.

NOTES

(Dollars in 000s)

14. Civil Service is projected to be \$6 above budget primarily due to salary expenses.
15. Court Services is projected to be \$410 below budget due to vacancies.
16. Elections is projected to be \$12 above budget due to the purchase of unbudgeted petition verification software.
17. Housing and Community Services is projected to be \$326 above budget due to several unbudgeted expenses including temp help, replacement of fire and alarm system at the MLK Community Center, items related to the master plan for the MLK and WDMP Community Centers, and various special events.
18. Judiciary is projected to be \$171 below budget due to vacancies.
19. Mayor and Council is projected to be \$101 above budget due to double filled positions and the unbudgeted use of temp help.
20. Non-Departmental is projected to be \$128 above budget primarily due to unbudgeted costs such as the actuarial review related to the Police and Fire Pension Fund and efforts related to ADA Compliance.
21. Office of Cultural Affairs is projected to be \$79 above budget primarily due to increased usage of custodial and security services based on events at the Majestic, Meyerson, and City Performance Hall facilities. These expenses are offset by corresponding revenue.
22. Park and Recreation is projected to be \$292 above budget primarily due to repairs related to flooding in 2015 and increased demand for contract classes.
23. Planning and Urban Design is projected to be \$238 below budget due to vacancies.
24. Police is projected to be \$2,243 above budget due to the anticipated purchase of additional squad cars using General Fund surplus.
25. Street Services is projected to be \$773 above budget primarily due to equipment maintenance costs.
26. Sustainable Development and Construction is projected to be \$300 below budget due to vacancies.
27. Convention and Event Services expenses are projected to be \$8,791 above budget due to increased food and beverage service based on event demand as well as an increased transfer to capital construction resulting from additional revenues. Revenues are projected to be \$7,864 above budget primarily due to higher than expected Alcoholic Beverage Tax and more events than anticipated.

NOTES

(Dollars in 000s)

28. Municipal Radio expenses are projected to be \$114 below budget due to vacancies and a reduction in sales commission. Revenues are projected to be \$105 below budget due to the sale of commercials being less than planned.

29. Water Utilities revenues and expenses are both projected to be \$13,915 below budget. Revenues are projected to be below budget primarily due to the loss of a wholesale water customer contract and lower than projected retail wastewater service revenues. Expenses are projected to be under budget primarily due to a reduction in the transfer to fund capital projects.

30. Communication and Information Services revenues are projected to be \$437 above budget due to payment from the State Fair of Texas for removal of the Fair Park Tower.

31. Equipment Services revenues and expenses are both projected to be \$3,268 above budget primarily due to increased maintenance and repair costs for heavy equipment partially offset by fuel savings.

32. Sanitation expenses are projected to be \$2,324 above budget primarily due to equipment maintenance costs. Revenues are projected to be \$6,394 above budget due to the volume of solid waste from non-contract customers being above historic levels and solid waste from the Upper Chain of Wetlands projects.

33. Wellness Program expenses are projected to be \$51 below budget due to vacancies.

34. Risk Management expenses are projected to be \$235 below budget primarily due to vacancies.

35. Debt Service expenses are projected to be \$881 below budget due to lower than projected interest rates realized on the 2015 GO Bond sale and lower than anticipated TIF expenses.

AGENDA ITEM # 2

KEY FOCUS AREA: E-Gov

AGENDA DATE: June 22, 2016

COUNCIL DISTRICT(S): All

DEPARTMENT: Business Development & Procurement Services
Human Resources

CMO: Jeanne Chipperfield, 670-7804
A. C. Gonzalez, 670-3302

MAPSCO: N/A

SUBJECT

Authorize a three-year service contract for volunteer coordination services with background checks - VolunteerNow, only proposer - Not to exceed \$343,350 - Financing: Current Funds (subject to annual appropriations)

BACKGROUND

This action does not encumber funds; the purpose of a service contract is to establish firm pricing for services, for a specific term, which are ordered on an as needed basis.

This service contract will provide volunteer coordination services that will supplement and support various City departments in general duties and special events. Volunteer services include training for City staff and volunteers, coordination of the program, advertisement, background checks and the recruitment and placement of volunteers. The function of the volunteer coordinator is to manage and maintain the program by placing the best qualified volunteers with the requesting department or event. The contract will provide for all volunteers to have background checks.

VolunteerNow in collaboration with the Human Resources Department, will manage the volunteer coordination program to support the City and provide opportunities for citizens to become involved in City operations.

The City has historically utilized an average of 7,417 volunteers per year, resulting in approximately 347,500 service hours.

BACKGROUND (Continued)

The scope of service covers four key areas for volunteer coordination as well as tracking and reporting of volunteers:

- Advertisement of City volunteer opportunities
- Access to the VolunteerNow’s criminal background check service
- Training opportunities and City volunteer coordinator support
- Community involvement and City communication

This program will also give residents an opportunity to learn how City services work and make meaningful contribution to the City’s departments. This program will not replace existing employees, but provide an increase in the level of service the City is able to provide the residents of Dallas.

These volunteers support City departments and special events, such as the Mayor’s Back-to-School Fair at which several hundred volunteers help distribute much needed school supplies.

A six member evaluation committee was selected from the following departments:

- Aviation (1)
- Library (1)
- City Manager’s Office (1)
- Park and Recreation (1)
- Business Development and Procurement Services (2)*

*Business Development and Procurement Services only evaluated the Business Inclusion and Development Plan and cost.

The successful proposer was selected by the committee on the basis of the following criteria:

- Cost 40 points
- Capability and expertise 30 points
- Overall approach 15 points
- Business Inclusion and Development Plan 15 points

As part of the solicitation process and in an effort to increase competition, Business Development and Procurement Services (BDPS) used its procurement system to send out 1,524 email bid notifications to vendors registered under respective commodities. To further increase competition, BDPS uses historical solicitation information, the internet, and vendor contact information obtained from user departments to contact additional vendors by phone.

BACKGROUND (Continued)

Additionally, in an effort to secure more bids, notifications were sent by the BDPS' ResourceLINK Team (RLT) to 25 chambers of commerce, the DFW Minority Business Council and the Women's Business Council – Southwest, to ensure maximum vendor outreach.

The recommended vendor meets the wage floor rate of \$10.37 approved by City Council on November 10, 2015, by Resolution No. 15-2141.

PRIOR ACTION/REVIEW (COUNCIL, BOARDS, COMMISSIONS)

On September 12, 2012, City Council authorized a three-year service contract for volunteer coordinator services with background checks by Resolution No. 12-2227.

Information about this item will be provided to the Budget, Finance and Audit Committee on June 20, 2016.

FISCAL INFORMATION

\$343,350.00 - Current Funds (subject to annual appropriations)

M/WBE INFORMATION

- 380 - Vendors contacted
- 380 - No response
 - 0 - Response (Bid)
 - 0 - Response (No bid)
 - 0 - Successful

1,524 - M/WBE and Non-M/WBE vendors were contacted

The recommended awardee has fulfilled the good faith requirements set forth in the Business Inclusion and Development (BID) Plan adopted by Council Resolution No. 08-2826 as amended.

ETHNIC COMPOSITION

VolunteerNow

White Male	6	White Female	9
Black Male	1	Black Female	4
Hispanic Male	5	Hispanic Female	11
Other Male	1	Other Female	1

PROPOSAL INFORMATION

The following proposal was received for solicitation number BKZ1607 and was opened on February 19, 2016. This service contract is being awarded in its entirety to the only proposer.

*Denotes successful proposer

<u>Proposer</u>	<u>Address</u>	<u>Score</u>	<u>Amount</u>
*VolunteerNow	2800 Live Oak St. Dallas, TX 75204	81%	\$343,350.00

Note: A single bid review process has been conducted by Business Development and Procurement Services and no exceptions have been found.

OWNER

VolunteerNow

Cheryl Alston, Board President
Ben Casey, Vice President
Hilda McDuff, Secretary
Bill Braxton, Treasurer

BUSINESS INCLUSION AND DEVELOPMENT PLAN SUMMARY

PROJECT: Authorize a three-year service contract for volunteer coordination services with background checks - VolunteerNow, only proposer - Not to exceed \$343,350 - Financing: Current Funds (subject to annual appropriations)

VolunteerNow is a local, non-minority firm, has signed the "Business Inclusion & Development" documentation, and proposes to use their own workforce.

PROJECT CATEGORY: Other Services

LOCAL/NON-LOCAL CONTRACT SUMMARY

	<u>Amount</u>	<u>Percent</u>
Total local contracts	\$343,350.00	100.00%
Total non-local contracts	\$0.00	0.00%
TOTAL CONTRACT	\$343,350.00	100.00%

LOCAL/NON-LOCAL M/WBE PARTICIPATION

Local Contractors / Sub-Contractors

None

Non-Local Contractors / Sub-Contractors

None

TOTAL M/WBE CONTRACT PARTICIPATION

	<u>Local</u>	<u>Percent</u>	<u>Local & Non-Local</u>	<u>Percent</u>
African American	\$0.00	0.00%	\$0.00	0.00%
Hispanic American	\$0.00	0.00%	\$0.00	0.00%
Asian American	\$0.00	0.00%	\$0.00	0.00%
Native American	\$0.00	0.00%	\$0.00	0.00%
WBE	\$0.00	0.00%	\$0.00	0.00%
Total	<u>\$0.00</u>	<u>0.00%</u>	<u>\$0.00</u>	<u>0.00%</u>

June 22, 2016

WHEREAS, on September 12, 2012, City Council authorized a three-year service contract for volunteer coordinator services with background checks by Resolution No. 12-2227; and,

WHEREAS, on November 23, 2015, Administrative Action No. 15-7201 authorized Supplemental Agreement No. 1 to extend the term of the service contract for six months from September 12, 2015 to April 1, 2016; and,

WHEREAS, on February 11, 2016, Administrative Action No. 16-5163 authorized to increase the service contract and extend the term from April 1, 2016 to May 15, 2016 in an amount not to exceed \$40,000.00, increasing the service contract from \$291,900.00 to \$331,900.00;

NOW, THEREFORE,

BE IT RESOLVED BY THE CITY COUNCIL OF THE CITY OF DALLAS

Section 1. That the City Manager is authorized to execute a service contract with VolunteerNow (262154) for volunteer coordination services with background checks for a term of three years in an amount not to exceed \$343,350.00, upon approval as to form by the City Attorney. If the service was bid or proposed on an as needed, unit price basis for performance of specified tasks, payment to VolunteerNow shall be based only on the amount of the services directed to be performed by the City and properly performed by VolunteerNow under the contract.

Section 2. That the Chief Financial Officer is hereby authorized to disburse funds in an amount not to exceed \$343,350.00 (subject to annual appropriations) from Service Contract number PERVOLC.

Section 3. That this resolution shall take effect immediately from and after its passage in accordance with the provisions of the Charter of the City of Dallas, and it is accordingly so resolved.

KEY FOCUS AREA:	E-Gov
AGENDA DATE:	June 22, 2016
COUNCIL DISTRICT(S):	All
DEPARTMENT:	Business Development & Procurement Services Communication and Information Services
CMO:	Jeanne Chipperfield, 670-7804 Mark McDaniel, 670-3256
MAPSCO:	N/A

SUBJECT

Authorize a one-year service contract for cloud services subscription for the IBM Tririga software for a citywide capital management system - IBM Corporation, through the Department of Information Resources, State of Texas Cooperative - Not to exceed \$298,800 - Financing: Current Funds (subject to appropriations)

BACKGROUND

This service contract will expand the City's access to IBM's Tririga software for use of a citywide capital management system. The software will replace several outdated systems and manual processes being utilized to manage citywide capital projects. Deployment of this software, will provide the City the ability to uniquely configure the application to meet business needs and requirements related to all capital projects. Some advantages of the use of the IBM Tririga software include:

- One central platform for capital project management
- Improved real-time reporting capability
- Sustainable system upgrades, bug fixes and patches

Primary department users of the software include: Water Utilities, Equipment and Building Services, and Public Works.

The IBM Tririga software is a market leader in the management of capital projects from the pre-funded stage (capital needs inventory and facility condition assessment data) to developing annual and multi-year capital program options to managing funded programs and projects through completion. The use of the software will provide a single application for tracking and managing capital projects. Implementation of this software application is being provided through a separate contract.

BACKGROUND (Continued)

The Department of Information Resources conforms to the requirements of Texas Statutes that are applicable for competitive bids and proposals, in accordance with the Interlocal Cooperation Act, Chapter 791, Texas Government Code. In addition, the Department of Information Resources receives bids from manufacturers and dealers throughout the United States.

PRIOR ACTION/REVIEW (COUNCIL, BOARDS, COMMISSIONS)

Information about this item will be provided to the Budget, Finance and Audit Committee on June 20, 2016.

FISCAL INFORMATION

\$298,800.00 - Current Funds (subject to appropriations)

ETHNIC COMPOSITION

IBM Corporation

White Male	41,646	White Female	17,444
Black Male	2,870	Black Female	2,368
Hispanic Male	2,979	Hispanic Female	1,302
Other Male	9,882	Other Female	4,378

OWNER

IBM Corporation

Virginia Rometty, President
Martin Schroeter, Vice President

June 22, 2016

BE IT RESOLVED BY THE CITY COUNCIL OF THE CITY OF DALLAS:

Section 1. That the City Manager is authorized to execute a service contract for cloud services subscription with IBM Corporation (001003) through the Department of Information Resources, State of Texas Cooperative for the IBM Tririga software for a citywide capital management system for a term of one year in an amount not to exceed \$298,800.00, upon approval as to form by the City Attorney. If the service was bid or proposed on an as needed, unit price basis for performance of specified tasks, payment to IBM Corporation shall be based only on the amount of the services directed to be performed by the City and properly performed by IBM Corporation under the contract.

Section 2. That the Chief Financial Officer is hereby authorized to disburse funds from the following appropriation in an amount not to exceed \$298,800.00:

<u>FUND</u>	<u>DEPT</u>	<u>UNIT</u>	<u>OBJ</u>	<u>AMOUNT</u>	<u>FY</u>	<u>ENCUMBRANCE</u>
0198	DSV	1665	3099	\$298,800.00	2016	CTDSV17TRIGA1

Section 3. That this resolution shall take effect immediately from and after its passage in accordance with the provisions of the Charter of the City of Dallas, and it is accordingly so resolved.

AGENDA ITEM # 5

KEY FOCUS AREA: E-Gov

AGENDA DATE: June 22, 2016

COUNCIL DISTRICT(S): All

DEPARTMENT: Business Development & Procurement Services
Communication and Information Services
Equipment & Building Services
Public Works Department

CMO: Jeanne Chipperfield, 670-7804
Mark McDaniel, 670-3256
Jill A. Jordan, P.E., 670-5299

MAPSCO: N/A

SUBJECT

Authorize a three-year service contract for the implementation of IBM Tririga software for a citywide capital management system – eCIFM Solutions, Inc., most advantageous proposer of six - Not to exceed \$549,125 - Financing: Current Funds (subject to annual appropriations)

BACKGROUND

This action does not encumber funds; the purpose of a service contract is to establish firm pricing for services, for a specific term, which are ordered on an as needed basis.

This service contract will allow for the implementation of IBM's Tririga software for a citywide capital management system. Currently departments are utilizing a variety of different applications and manual processes for tracking and managing capital projects.

Implementation will be completed in phases, with Water Utilities, Equipment and Building Services, and Public Works being a part of the first phase. The implementation services include the migrating and consolidating capital projects from numerous systems into one consolidated software application being procured through a separate service contract.

BACKGROUND (Continued)

A nine member committee from the following departments reviewed and evaluated the proposals:

- Business Development and Procurement Services (2)*
- City Controller's Office (1)
- Communication and Information Services (1)
- Water Utilities (1)
- Equipment and Building Services (1)
- Public Works (1)
- Park and Recreation (1)
- Trinity Watershed Management (1)

*Business Development and Procurement Services only evaluated the Business Inclusion and Development Plan and cost.

The successful proposer was selected by the committee on the basis of demonstrated competence and qualifications under the following criteria:

- Cost 30%
- Functional match 20%
- Technical match 20%
- Business Inclusion and Development Plan 15%
- Capability, credibility and expertise 10%
- Training 5%

As part of the solicitation process and in an effort to increase competition, Business Development and Procurement Services (BDPS) used its procurement system to send out 1,231 email bid notifications to vendors registered under respective commodities. To further increase competition, BDPS uses historical solicitation information, the internet, and vendor contact information obtained from user departments to contact additional vendors by phone. Additionally, in an effort to secure more bids, notifications were sent by the BDPS' ResourceLINK Team (RLT) to 25 chambers of commerce, the DFW Minority Business Council and the Women's Business Council – Southwest, to ensure maximum vendor outreach.

The recommended vendor meets the wage floor rate of \$10.37 approved by City Council on November 10, 2015, by Resolution No. 15-2141.

PRIOR ACTION/REVIEW (COUNCIL, BOARDS, COMMISSIONS)

Information about this item will be provided to the Budget, Finance and Audit Committee on June 20, 2016.

FISCAL INFORMATION

\$549,125.00 - Current Funds (subject to annual appropriations)

M/WBE INFORMATION

- 206 - Vendors contacted
- 206 - No response
 - 0 - Response (Bid)
 - 0 - Response (No Bid)
 - 0 - Successful vendor

1,231 - M/WBE and Non-M/WBE vendors were contacted

The recommended awardee has fulfilled the good faith requirements set forth in the Business Inclusion and Development (BID) Plan adopted by Council Resolution No. 08-2826 as amended.

ETHNIC COMPOSITION

eCIFM Solutions, Inc.

White Male	7	White Female	5
Black Male	0	Black Female	1
Hispanic Male	0	Hispanic Female	0
Other Male	9	Other Female	1

PROPOSAL INFORMATION

The following proposals were received from solicitation number BUZ1519 and were opened on September 11, 2015. This service contract is being awarded in its entirety to the most advantageous proposer.

*Denotes successful proposer

PROPOSAL INFORMATION (Continued)

<u>Proposers</u>	<u>Address</u>	<u>Score</u>	<u>Amount</u>
*eCIFM Solutions, Inc.	3160 Crow Canyon Rd. Suite 240 San Ramon, CA 94583	85%	\$ 549,125.00
ValuD Consulting LLC	16801 Addison Rd. Suite 425 Addison, TX 75001	70%	\$1,231,710.00

Note: The above vendor scores and pricing are based on fully negotiated systems and pricing.

Vendor scores and pricing listed below are based on initial proposals and were not negotiated.

<u>Proposers</u>	<u>Address</u>	<u>Score</u>	<u>Amount</u>
Stellar Services, Inc.	70 West 36 th St. Suite 702 New York, NY 10018	63%	\$3,709,850.00
Arcadis, U.S., Inc.	12400 Coit Rd. Suite 1200 Dallas, TX 75251	68%	\$3,087,305.00
Aurigo Software Technologies, Inc.	12515 Research Blvd. Suite 170 Austin, TX 78759	65%	\$3,895,000.00
eBuilder, Inc.	1800 NW 69 th Ave. Suite 201 Plantation, FL 33313	57%	\$4,816,060.00

OWNER

eCIFM Solutions, Inc.

Vimal Uberoi, President
Sanjiv Paul Singh, Vice President

BUSINESS INCLUSION AND DEVELOPMENT PLAN SUMMARY

PROJECT: Authorize a three-year service contract for the implementation of IBM Tririga software for a citywide capital management system – eCIFM Solutions, Inc., most advantageous proposer of six - Not to exceed \$549,125 - Financing: Current Funds (subject to annual appropriations)

eCIFM Solutions, Inc. is a non-local, non-minority firm, has signed the "Business Inclusion & Development" documentation, and proposes to use the following sub-contractor.

PROJECT CATEGORY: Other Services

LOCAL/NON-LOCAL CONTRACT SUMMARY

	<u>Amount</u>	<u>Percent</u>
Total local contracts	\$130,692.00	23.80%
Total non-local contracts	\$418,433.00	76.20%
TOTAL CONTRACT	\$549,125.00	100.00%

LOCAL/NON-LOCAL M/WBE PARTICIPATION

Local Contractors / Sub-Contractors

<u>Local</u>	<u>Certification</u>	<u>Amount</u>	<u>Percent</u>
CP & Y , Inc.	PMMB6411540217	\$130,692.00	100.00%
Total Minority - Local		\$130,692.00	100.00%

Non-Local Contractors / Sub-Contractors

None

TOTAL M/WBE CONTRACT PARTICIPATION

	<u>Local</u>	<u>Percent</u>	<u>Local & Non-Local</u>	<u>Percent</u>
African American	\$0.00	0.00%	\$0.00	0.00%
Hispanic American	\$0.00	0.00%	\$0.00	0.00%
Asian American	\$130,692.00	100.00%	\$130,692.00	23.80%
Native American	\$0.00	0.00%	\$0.00	0.00%
WBE	\$0.00	0.00%	\$0.00	0.00%
Total	\$130,692.00	100.00%	\$130,692.00	23.80%

June 22, 2016

BE IT RESOLVED BY THE CITY COUNCIL OF THE CITY OF DALLAS:

Section 1. That the City Manager is hereby authorized to execute a service contract with eCIFM Solutions, Inc. (VS0000084199) for the implementation of IBM Tririga software for a citywide capital management system for a term of three years in an amount not to exceed \$549,125.00, upon approval as to form by the City Attorney. If the service was bid or proposed on an as needed, unit price basis for performance of specified tasks, payment to eCIFM Solutions, Inc. shall be based only on the amount of the services directed to be performed by the City and properly performed by eCIFM Solutions, Inc. under the contract.

Section 2. That the Chief Financial Officer is hereby authorized to disburse funds in an amount not to exceed \$549,125.00 (subject to annual appropriations) from Service Contract number MASCDV19CPTL.

Section 3. That this resolution shall take effect immediately from and after its passage in accordance with the provisions of the Charter of the City of Dallas, and it is accordingly so resolved.

AGENDA ITEM # 6

KEY FOCUS AREA:	E-Gov
AGENDA DATE:	June 22, 2016
COUNCIL DISTRICT(S):	All
DEPARTMENT:	Business Development & Procurement Services City Attorney's Office
CMO:	Jeanne Chipperfield, 670-7804 Christopher D. Bowers, 670-3491
MAPSCO:	N/A

SUBJECT

Authorize a three-year service contract, with a two-year renewal option, for legal document reproduction services - Delphi Legal Technologies, Inc., most advantageous proposer of seven - Not to exceed \$115,667 - Financing: Current Funds (subject to annual appropriations)

BACKGROUND

This action does not encumber funds; the purpose of a service contract is to establish firm pricing for goods and services, for a specific term, which are ordered on an as needed basis.

This service contract will provide the City Attorney's Office with professional, timely and high-quality electronic data discovery production, legal document reproduction and copying services required to handle lawsuits and claims. Specific litigation support services that will be available include:

- Digitalization of paper documents
- Conversion of digital files into alternative formats
- Provision of oversized maps and land surveys
- Preparation of trial exhibits
- Duplication of media
- Accommodation of rush orders

BACKGROUND (Continued)

A six member committee from the following departments reviewed and evaluated the proposals:

- City Attorney's Office (2)
- Municipal Court Judiciary (1)
- Communication and Information Services (1)*
- Business Development and Procurement Services (2)*

*Business Development and Procurement Services only evaluated the Business Inclusion and Development Plan and cost. Communication and Information Services only evaluated document conversion to TIFF files and load files.

The proposer’s responses were evaluated based on the following criteria:

- Quality of test samples 35%
- Cost 30%
- Capabilities and Expertise 20%
- Business Inclusion and Development Plan 15%

This solicitation was structured in a manner which required proposers to submit a response using unit pricing. This bid resulted in a 36.24% decrease on comparable unit prices compared to the bid awarded in 2011. Accordingly, staff estimates that this new pricing agreement will result in cost savings of \$65,756 over the term of the contract.

As part of the solicitation process and in an effort to increase competition, Business Development and Procurement Services (BDPS) used its procurement system to send out 1,411 email bid notifications to vendors registered under respective commodities. To further increase competition, BDPS uses historical solicitation information, the internet, and vendor contact information obtained from user departments to contact additional vendors by phone. Additionally, in an effort to secure more bids, notifications were sent by the BDPS’ ResourceLink Team (RLT) to 25 chambers of commerce, the DFW Minority Business Council and the Women’s Business Council – Southwest, to ensure maximum vendor outreach.

The recommended vendor meets the wage floor rate of \$10.37 approved by City Council on November 10, 2015, Resolution No. 15-2141.

PRIOR ACTION/REVIEW (COUNCIL, BOARDS, COMMISSIONS)

On June 22, 2011, City Council authorized a three-year master agreement for printed goods by Resolution No. 11-1656.

Information about this item will be provided to the Budget, Finance and Audit Committee on June 20, 2016.

FISCAL INFORMATION

\$115,666.50 - Current Funds (subject to annual appropriations)

M/WBE INFORMATION

216 - Vendors contacted
216 - No response
 0 - Response (Bid)
 0 - Response (No bid)
 0 - Successful

1,411 - M/WBE and Non-M/WBE vendors were contacted

The recommended awardee has fulfilled the good faith requirements set forth in the Business Inclusion and Development (BID) Plan adopted by Council Resolution No. 08-2826 as amended.

ETHNIC COMPOSITION

Delphi Legal Technologies, Inc.

White Male	3	White Female	0
Black Male	1	Black Female	0
Hispanic Male	0	Hispanic Female	1
Other Male	0	Other Female	1

PROPOSAL INFORMATION

The following proposals were received from solicitation number BXZ1602 and were opened on March 11, 2016. This service contract is being awarded in its entirety to the most advantageous proposer.

*Denotes successful proposers

<u>Proposers</u>	<u>Address</u>	<u>Score</u>	<u>Amount</u>
*Delphi Legal Technologies, Inc.	2001 Bryan Street Suite 401 Dallas, TX 75201	81.33%	\$115,666.50
Delm2 LLC d/b/a Mainstay Legal	325 N. Saint Paul Street Suite 1400 Dallas, TX 75201	77.81%	\$178,089.00

PROPOSAL INFORMATION (Continued)

<u>Proposers</u>	<u>Address</u>	<u>Score</u>	<u>Amount</u>
Platinum Intelligent Data Solutions, LLC	325 N. Saint Paul Street Suite 1100 Dallas, TX 75201	67.80%	\$206,553.00
Open Door Solutions, LLP	8204 Elmbrook Drive Suite 146 Dallas, TX 75247	67.06%	\$272,574.00
Classic Legal Document Services, Inc	325 N. Saint Paul Street Suite 1275 Dallas, TX 75201	64.14%	\$224,252.25
A-Delta Overnight Legal Reproduction Services, Inc. d/b/a A-Legal	1201 Elm Street Dallas, TX 75243	59.98%	\$336,571.50
Integrity Document Services, LLC	8230 Elmbrook Drive Suite 500 Dallas, TX 75247	47.12%	\$210,883.50

OWNER

Delphi Legal Technologies, Inc.

Barry D. Bray, President

June 22, 2016

WHEREAS, on June 22, 2011, City Council authorized a three-year master agreement for printed goods by Resolution No. 11-1656; and,

WHEREAS, on June 17, 2014, Administrative Action No. 14-6191 authorized a two year extension to the term of the agreement from June 22, 2014 to June 23, 2016; and,

WHEREAS, on October 21, 2014, Administrative Action No. 14-6935 authorized an increase to the master agreement for printing services in an amount not to exceed \$41,271.50, increasing the master agreement amount from \$165,086.00 to \$206,357.50;

NOW, THEREFORE,

BE IT RESOLVED BY THE CITY COUNCIL OF THE CITY OF DALLAS:

Section 1. That the City Manager is authorized to execute a service contract with Delphi Legal Technologies, Inc. (VS0000062962) for legal document reproduction services for a term of three years, with a two-year renewal option, in an amount not to exceed \$115,666.50, upon approval as to form by the City Attorney. If the service was bid or proposed on an as needed, unit price basis for performance of specified tasks, payment to Delphi Legal Technologies, Inc. shall be based only on the amount of the services directed to be performed by the City and properly performed by Delphi Legal Technologies, Inc. under the contract.

Section 2. That the Chief Financial Officer is hereby authorized to disburse funds in an amount not to exceed \$115,666.50 (subject to annual appropriations) from Service Contract number BXZ1602.

Section 3. That this resolution shall take effect immediately from and after its passage in accordance with the provisions of the Charter of the City of Dallas, and it is accordingly so resolved.

BUSINESS INCLUSION AND DEVELOPMENT PLAN SUMMARY

PROJECT: Authorize a three-year service contract, with a two-year renewal option, for legal document reproduction services - Delphi Legal Technologies, Inc., most advantageous proposer of seven - Not to exceed \$115,667 - Financing: Current Funds (subject to annual appropriations)

Delphi Legal Technologies, Inc. is a local, non-minority firm, has signed the "Business Inclusion & Development" documentation, and proposes to use their own workforce.

PROJECT CATEGORY: Other Services

LOCAL/NON-LOCAL CONTRACT SUMMARY

	<u>Amount</u>	<u>Percent</u>
Total local contracts	\$115,666.50	100.00%
Total non-local contracts	\$0.00	0.00%
TOTAL CONTRACT	\$115,666.50	100.00%

LOCAL/NON-LOCAL M/WBE PARTICIPATION

Local Contractors / Sub-Contractors

None

Non-Local Contractors / Sub-Contractors

None

TOTAL M/WBE CONTRACT PARTICIPATION

	<u>Local</u>	<u>Percent</u>	<u>Local & Non-Local</u>	<u>Percent</u>
African American	\$0.00	0.00%	\$0.00	0.00%
Hispanic American	\$0.00	0.00%	\$0.00	0.00%
Asian American	\$0.00	0.00%	\$0.00	0.00%
Native American	\$0.00	0.00%	\$0.00	0.00%
WBE	\$0.00	0.00%	\$0.00	0.00%
Total	<u>\$0.00</u>	<u>0.00%</u>	<u>\$0.00</u>	<u>0.00%</u>

AGENDA ITEM # 8

KEY FOCUS AREA:	E-Gov
AGENDA DATE:	June 22, 2016
COUNCIL DISTRICT(S):	All
DEPARTMENT:	Business Development & Procurement Services Communication and Information Services Police
CMO:	Jeanne Chipperfield, 670-7804 Mark McDaniel, 670-3256 Eric Campbell, 670-3255
MAPSCO:	N/A

SUBJECT

Authorize a five-year subscription service contract for access to a web-based investigative subscription to assist Police in locating individuals involved in criminal and terrorism activities - TransUnion distributed by Carahsoft Technology Corp through The Cooperative Purchasing Network - Not to exceed \$679,401 - Financing: Current Funds (subject to annual appropriations)

BACKGROUND

This action does not encumber funds; the purpose of a service contract is to establish firm pricing for services, for a specific term, which are ordered on an as needed basis.

This service contract will provide access to a web-based investigative subscription that allows users to search various databases to aid in locating individuals involved in criminal and terrorist activities. The databases provide access to more than one trillion pages – 500 times as many as can be reached in an ordinary web search, including text and photos.

Police requires different levels of search capabilities, some general search capabilities for officers, and more advanced or detailed searches for detectives and crime analysts, including all members of the Fusion Center. The Fusion Center's main task is to create criminal intelligence for real-time dissemination to patrol officers and detectives in the field.

The Cooperative Purchasing Network (TCPN) conforms to the requirements of Texas Statutes that are applicable for competitive bids and proposals, in accordance with the Interlocal Cooperation Act, Chapter 791, Texas Government Code. In addition, TCPN receives bids from manufacturers and dealers throughout the United States.

BACKGROUND (Continued)

Officers are able to access a vast array of data repositories, including:

- Department of Motor Vehicles
- Court records
- Multiple telephone sources
- Utility companies
- Property and assets from banks and insurance companies

PRIOR ACTION/REVIEW (COUNCIL, BOARDS, COMMISSIONS)

Information about this item will be provided to the Budget, Finance and Audit Committee on June 20, 2016.

FISCAL INFORMATION

\$679,400.40 - Current Funds (subject to annual appropriations)

ETHNIC COMPOSITION

Carahsoft Technology Corp

White Male	259	White Female	218
Black Male	13	Black Female	10
Hispanic Male	9	Hispanic Female	12
Other Male	14	Other Female	23

OWNER

Carahsoft Technology Corp

Craig Abod, President
Robert Moore, Vice President

June 22, 2016

BE IT RESOLVED BY THE CITY COUNCIL OF THE CITY OF DALLAS:

Section 1. That the City Manager is authorized to execute a subscription service contract with Carahsoft Technology Corp (VS0000009713) for TransUnion through The Cooperative Purchasing Network for access to a web-based investigative subscription to assist Police in locating individuals involved in criminal and terrorism activities for a term of five years in an amount not to exceed \$679,400.40, upon approval as to form by the City Attorney. If the service was bid or proposed on an as needed, unit price basis for performance of specified tasks, payment to Carahsoft Technology Corp shall be based only on the amount of the services directed to be performed by the City and properly performed by Carahsoft Technology Corp under the contract.

Section 2. That the Chief Financial Officer is hereby authorized to disburse funds in an amount not to exceed \$679,400.40 (subject to annual appropriations) from Service Contract number MASCDV21TLOXP.

Section 3. That this resolution shall take effect immediately from and after its passage in accordance with the provisions of the Charter of the City of Dallas, and it is accordingly so resolved.

AGENDA ITEM # 9

KEY FOCUS AREA: Clean, Healthy Environment

AGENDA DATE: June 22, 2016

COUNCIL DISTRICT(S): 4

DEPARTMENT: Business Development & Procurement Services
Water Utilities

CMO: Jeanne Chipperfield, 670-7804
Mark McDaniel, 670-3256

MAPSCO: 55 H

SUBJECT

Authorize an acquisition contract for the purchase and installation of one laboratory analyzer (gas chromatograph mass spectrometer) for analytical laboratory testing for Water Utilities - All Business Machines, Inc. dba AttainIt, through the Texas SmartBuy - Not to exceed \$136,878 - Financing: Water Utilities Current Funds

BACKGROUND

This action will allow for the purchase and installation of one laboratory analyzer (gas chromatograph mass spectrometer) for analytical laboratory testing for Water Utilities which will be used at the Central Wastewater Treatment Plant. This laboratory instrument will analyze water and wastewater for contaminants such as pesticides and herbicides, and separate compounds based primarily on their volatility. The laboratory instrument will measure the elements in water and wastewater to maintain compliance with Texas Commission of Environmental Quality treatment requirements and other regulatory guidelines. Further, the purchase of this laboratory analyzer will provide increased capacity to allow the City to conduct more in-house testing at savings to the department.

Texas SmartBuy conforms to the requirements of Texas Statutes that are applicable for competitive bids and proposals in accordance with the Interlocal Cooperation Act, Chapter 791, Texas Government Code. In addition, Texas SmartBuy receives bids from manufacturers and dealers throughout the United States.

PRIOR ACTION/REVIEW (COUNCIL, BOARDS, COMMISSIONS)

Information about this item will be provided to the Budget, Finance and Audit Committee on June 20, 2016.

FISCAL INFORMATION

\$136,877.40 - Water Utilities Current Funds

ETHNIC COMPOSITION

All Business Machines, Inc. dba AttainIt

White Male	1	White Female	8
Black Male	0	Black Female	3
Hispanic Male	0	Hispanic Female	2
Other Male	2	Other Female	4

OWNER

All Business Machines, Inc. dba AttainIt

Dawn Hall, President

Charity Guimont, Vice President

June 22, 2016

BE IT RESOLVED BY THE CITY COUNCIL OF THE CITY OF DALLAS:

Section 1. That the City Manager is authorized to execute an acquisition contract with All Business Machines, Inc. dba AttainIt (VS0000073709) through the Texas SmartBuy for the purchase and installation of one laboratory analyzer (gas chromatograph mass spectrometer) for analytical laboratory testing for Water Utilities in an amount not to exceed \$136,877.40, upon approval as to form by the City Attorney. If the service was bid or proposed on an as needed, unit price basis for performance of specified tasks, payment to All Business Machines, Inc. dba AttainIt shall be based only on the amount of the services directed to be performed by the City and properly performed by All Business Machines, Inc. dba AttainIt under the contract.

Section 2. That the Chief Financial Officer is hereby authorized to disburse funds from the following appropriation in an amount not to exceed \$136,877.40:

<u>Fund</u>	<u>Dept</u>	<u>Unit</u>	<u>Obj</u>	<u>Amount</u>	<u>FY</u>	<u>Encumbrance</u>
0100	DWU	7042	4730	\$136,877.40	2016	CTDWU7042H1656

Section 3. That this resolution shall take effect immediately from and after its passage in accordance with the provisions of the Charter of the City of Dallas, and it is accordingly so resolved.

KEY FOCUS AREA: E-Gov

AGENDA DATE: June 22, 2016

COUNCIL DISTRICT(S): Outside City Limits

DEPARTMENT: Business Development & Procurement Services
Water Utilities

CMO: Jeanne Chipperfield, 670-7804
Mark McDaniel, 670-3256

MAPSCO: 50A N

SUBJECT

Authorize the purchase of one ozone generator – Xylem Water Solutions USA, Inc., only bidder – Not to exceed \$561,658 – Financing: Water Utilities Capital Construction Funds

BACKGROUND

This contract will provide for the purchase of one 4,000 pound/day ozone generator fully assembled with dielectrics to use at the Eastside Water Treatment Plant. This is a replacement for an existing Wedeco ozone generator that has met its useful life. This replacement generator is one of nine units currently configured to work in unison to produce ozone. Ozone is used as a primary disinfectant at the Eastside Water Treatment Plant which provides up to 440 MGD of treated water for the City and the wholesale customers. The replacement will increase the ozone production capacity of the Eastside Water Treatment Plant to 32,000 pounds per day.

As part of the solicitation process and in an effort to increase competition, Business Development and Procurement Services (BDPS) used its procurement system to send out 1,237 email bid notifications to vendors registered under respective commodities. To further increase competition, BDPS uses historical solicitation information, the internet, and vendor contact information obtained from user departments to contact additional vendors by phone. Additionally, in an effort to secure more bids, notifications were sent by the BDPS' ResourceLINK Team (RLT) to 25 chambers of commerce, the DFW Minority Business Council and the Women's Business Council – Southwest, to ensure maximum vendor outreach.

PRIOR ACTION/REVIEW (COUNCIL, BOARDS, COMMISSIONS)

Information about this item will be provided to the Budget, Finance and Audit Committee on June 20, 2016.

FISCAL INFORMATION

\$561,658.00 - Water Utilities Capital Construction Funds

M/WBE INFORMATION

244 - Vendors contacted

244 - No response

0 - Response (Bid)

0 - No response (No Bid)

0 - Successful

1,237 – M/WBE and Non-M/WBE vendors were contacted

The recommended awardee has fulfilled the good faith requirements set forth in the Business Inclusion and Development (BID) Plan adopted by Council Resolution No. 08-2826 as amended.

ETHNIC COMPOSITION

Xylem Water Solutions USA, Inc.

White Male	92	White Female	28
Black Male	6	Black Female	5
Hispanic Male	4	Hispanic Female	0
Other Male	9	Other Female	4

BID INFORMATION

The following bid was received from solicitation number BN1613 and was opened on February 26, 2016. This purchase is being awarded in its entirety to the only bidder.

*Denotes successful bidder

<u>Bidder</u>	<u>Address</u>	<u>Amount of Bid</u>
*Xylem Water Solutions USA, Inc.	14125 South Bridge Circle Charlotte, NC 28273	\$561,658.00

Note: A single bid review process has been conducted by Business Development and Procurement Services and no exceptions have been found.

OWNER

Xylem Water Solutions USA, Inc.

Ron Askin, President
Patrick Rienks, Vice President
Jane Dobson, Secretary
Matthew Fisher, Treasurer

June 22, 2016

BE IT RESOLVED BY THE CITY COUNCIL OF THE CITY OF DALLAS:

Section 1. That the purchase of one ozone generator is authorized with Xylem Water Solutions USA, Inc. (VC0000010486) in an amount not to exceed \$561,658.00.

Section 2. That the Purchasing Agent is authorized, upon appropriate requisition, to issue a purchase order for one ozone generator. If a formal contract is required for this purchase instead of a purchase order, the City Manager is authorized to execute the contract upon approval as to form by the City Attorney.

Section 3. That the Chief Financial Officer is hereby authorized to disburse funds from the following appropriation in an amount not to exceed \$561,658.00:

<u>Fund</u>	<u>Dept</u>	<u>Unit</u>	<u>Object</u>	<u>Amount</u>	<u>Encumbrance</u>
0102	DWU	CW50	4720	\$561,658.00	PODWU00000126007

Section 4. That this resolution shall take effect immediately from and after its passage in accordance with the provisions of the Charter of the City of Dallas, and it is accordingly so resolved.

BUSINESS INCLUSION AND DEVELOPMENT PLAN SUMMARY

PROJECT: Authorize the purchase of one ozone generator – Xylem Water Solutions USA, Inc., only bidder – Not to exceed \$561,658 – Financing: Water Utilities Capital Construction Funds

Xylem Water Solutions USA, Inc. is a non-local, non-minority firm, has signed the "Business Inclusion & Development" documentation, and proposes to use their own workforce.

PROJECT CATEGORY: Goods

LOCAL/NON-LOCAL CONTRACT SUMMARY

	<u>Amount</u>	<u>Percent</u>
Total local contracts	\$0.00	0.00%
Total non-local contracts	\$561,658.00	100.00%
TOTAL CONTRACT	\$561,658.00	100.00%

LOCAL/NON-LOCAL M/WBE PARTICIPATION

Local Contractors / Sub-Contractors

None

Non-Local Contractors / Sub-Contractors

None

TOTAL M/WBE CONTRACT PARTICIPATION

	<u>Local</u>	<u>Percent</u>	<u>Local & Non-Local</u>	<u>Percent</u>
African American	\$0.00	0.00%	\$0.00	0.00%
Hispanic American	\$0.00	0.00%	\$0.00	0.00%
Asian American	\$0.00	0.00%	\$0.00	0.00%
Native American	\$0.00	0.00%	\$0.00	0.00%
WBE	\$0.00	0.00%	\$0.00	0.00%
Total	<u>\$0.00</u>	<u>0.00%</u>	<u>\$0.00</u>	<u>0.00%</u>

KEY FOCUS AREA: E-Gov

AGENDA DATE: June 22, 2016

COUNCIL DISTRICT(S): All

DEPARTMENT: Business Development & Procurement Services
Fire
Aviation
Trinity Watershed Management

CMO: Jeanne Chipperfield, 670-7804
Eric Campbell, 670-3255
Ryan S. Evans, 671-9837
Mark McDaniel, 670-3256

MAPSCO: N/A

SUBJECT

Authorize the purchase of **(1)** twenty three pieces of fleet vehicles and equipment - Hudson Bus Sales, LLC in the amount of \$2,665,662 and Metro Fire Apparatus Specialists, Inc. in the amount of \$7,053,525, through the Houston-Galveston Area Council of Governments; **(2)** one pumper truck - Brasada Ford, Ltd. in the amount of \$151,750 through the Texas Multiple Award Schedule; and **(3)** one excavator with mower attachment - Landmark Equipment, Inc. in the amount of \$107,399 through the Texas Association of School Boards - Total not to exceed \$9,978,336 - Financing: Municipal Lease Agreement Funds (\$9,321,400), Aviation Current Funds (\$549,537) and Stormwater Drainage Management Current Funds (\$107,399)

BACKGROUND

This item will authorize the purchase of twenty five fleet vehicles and equipment for various City departments to include:

- ambulances - 14
- pumpers - 6 (5 – fire pumpers, 1 - type 6 wildland pumper)
- mass casualty incident apparatus - 1
- aerial trucks - 3
- excavator with mower attachment - 1

These replacement apparatus will be used for actual response of various divisions of Fire-Rescue (DFR) in performing the duties of life safety for the residents of Dallas. Units will be utilized in emergency response to fire, medical and all other emergency situations.

BACKGROUND (Continued)

DFR responded to 230,755 emergency calls in fiscal year 2014-15. For these incidents, the number of DFR emergency vehicles dispatched totaled 337,830 accumulating approximately 1,137,100 miles in the City and is on pace to match and possibly exceed that mileage this fiscal year. Emergency services are vital to the City's community and therefore the equipment used in the delivery of these services must be effective and reliable.

The fire equipment being replaced (two aerial trucks, five fire pumpers and one type 6 fast attack pumper) has met its useful life of twelve to fifteen years. These vehicles have been evaluated using an established criterion to ensure that only vehicles that have exceeded their regular maintenance program are replaced. The equipment evaluation process uses criterion that includes life-to-date maintenance costs, recommended replacement mileage, recommended replacement life and a point system that includes down time, and number of work orders to determine vehicles productivity.

These vehicles being replaced have all been deemed too costly to maintain in the city's fleet and will be sold through a public auction process upon delivery of the replacement units.

A mass casualty incident (MCI) is any incident in which medical service resources are overwhelmed by the number and severity of casualties. Incidents such as aircraft crashes, passenger train and bus collisions, building collapse or any other emergency involving numerous people all can be a MCI event. This apparatus will provide large quantities of emergency medical equipment and supplies to any type of MCI event anywhere in the City. The apparatus will be housed at Fire Station 42, on the southern end of Dallas Love Field. This will provide immediate response to the airport and be centrally located to ensure timely response to other areas of the City.

This initiative is a result of Aviation and DFR identifying a much needed resource and collectively collaborating to arrive at the best possible solution. Aviation will provide funding for the apparatus, equipment and supplies while DFR will house, operate, re-supply and maintain the apparatus.

The purchase of one diesel powered, nine-ton, EPA Tier 4 certified, excavator and mower attachment will add to Trinity Watershed Management's (TWM) fleet of grounds maintenance equipment. This equipment will be used for vegetation management near river and creek banks, channels and floodways.

BACKGROUND (Continued)

The Texas Association of School Boards (Buyboard), Houston-Galveston Area Council of Governments (HGAC) and the Texas Multiple Award Schedule (TXMAS) conforms to the requirements of Texas Statutes that are applicable for competitive bids and proposals, in accordance with the Interlocal Cooperation Act, Chapter 791, Texas Government Code. In addition, Buyboard, HGAC and TXMAS receive bids from manufacturers and dealers throughout the United States.

PRIOR ACTION/REVIEW (COUNCIL, BOARDS, COMMISSIONS)

On January 11, 2012, City Council authorized a one-year master agreement for the purchase of one hundred ninety-six pieces of fleet equipment; and a one-year master agreement for the purchase of one hundred three pieces of fleet equipment by Resolution No. 12-0162.

On June 12, 2013, City Council authorized a one-year master agreement for the purchase of two hundred seventy-two pieces of fleet and equipment; a one-year master agreement for the purchase of eight pieces of fleet equipment; and a one-year master agreement for the purchase of four pieces of fleet equipment by Resolution No. 13-0936.

On December 11, 2013, City Council authorized a one-year master agreement for the purchase of two-hundred ten fleet vehicles and equipment; thirty-eight fleet vehicles and equipment; and eighty-eight fleet vehicles and equipment by Resolution No. 13-2055.

On March 25, 2015, City Council authorized a one-year master agreement for the purchase of eighty seven fleet vehicles and equipment; twenty fleet vehicles and equipment; and one-hundred nine fleet vehicles and equipment by Resolution No. 15-0478.

On December 9, 2015, City Council authorized a one-year master agreement for the purchase of one hundred fleet vehicles and equipment; one hundred eighty-one fleet vehicles; eighty-three Police fleet and equipment; and twenty-one fleet vehicles by Resolution No. 15-2199.

On May 11, 2016, City Council authorized the purchase of eleven pieces of fleet vehicles and equipment; four pieces of fleet vehicles; two pieces of fleet equipment; and two fleet vehicles by Resolution No. 16-0717.

Information about this item will be provided to the Budget, Finance and Audit Committee on June 20, 2016.

FISCAL INFORMATION

\$9,321,400.00 - Municipal Lease Agreements Funds
\$ 549,537.00 - Aviation Current Funds
\$ 107,399.00 - Stormwater Drainage Management Current Funds

ETHNIC COMPOSITION

Metro Fire Apparatus Specialists, Inc.

White Male	53	White Female	3
Black Male	2	Black Female	0
Hispanic Male	17	Hispanic Female	2
Other Male	0	Other Female	0

Hudson Bus Sales, LLC

White Male	9	White Female	2
Black Male	2	Black Female	0
Hispanic Male	5	Hispanic Female	0
Other Male	0	Other Female	0

Brasada Ford, Ltd.

White Male	69	White Female	24
Black Male	9	Black Female	3
Hispanic Male	77	Hispanic Female	19
Other Male	3	Other Female	1

Landmark Equipment, Inc.

White Male	42	White Female	8
Black Male	4	Black Female	1
Hispanic Male	7	Hispanic Female	0
Other Male	0	Other Female	0

OWNERS

Metro Fire Apparatus Specialists, Inc.

Craig N. Russell, President

Hudson Bus Sales, LLC

Brad Hudson, President
JoLynn Hudson, Vice President

OWNERS (Continued)

Brasada Ford, Ltd.

Mark Woods, President
Howard Herman, Vice President
Steve Cummings, Treasurer

Landmark Equipment, Inc.

Mike Lyle, President
Gary Lyle, Vice President
Kathy Ford, Secretary

June 22, 2016

WHEREAS, on January 11, 2012, City Council authorized a one-year master agreement for the purchase of one hundred ninety-six pieces of fleet equipment; and a one-year master agreement for the purchase of one hundred three pieces of fleet equipment by Resolution No. 12-0162; and,

WHEREAS, on June 12, 2013, City Council authorized a one-year master agreement for the purchase of two hundred seventy-two pieces of fleet and equipment; a one-year master agreement for the purchase of eight pieces of fleet equipment; and a one-year master agreement for the purchase of four pieces of fleet equipment by Resolution No. 13-0936; and,

WHEREAS, on December 11, 2013, City Council authorized a one-year master agreement for the purchase of two-hundred ten fleet vehicles and equipment; thirty-eight fleet vehicles and equipment; and eighty-eight fleet vehicles and equipment by Resolution No. 13-2055; and,

WHEREAS, on March 25, 2015, City Council authorized a one-year master agreement for the purchase of eighty seven fleet vehicles and equipment; twenty fleet vehicles and equipment; and one-hundred nine fleet vehicles and equipment by Resolution No. 15-0478; and,

WHEREAS, on December 9, 2015, City Council authorized a one-year master agreement for the purchase of one hundred fleet vehicles and equipment; one hundred eighty-one fleet vehicles; eighty-three Police fleet and equipment; and twenty-one fleet vehicles by Resolution No. 15-2199; and,

WHEREAS, on May 11, 2016, City Council authorized the purchase of eleven pieces of fleet vehicles and equipment; four pieces of fleet vehicles; two pieces of fleet equipment; and two fleet vehicles by Resolution No. 16-0717;

NOW, THEREFORE,

BE IT RESOLVED BY THE CITY COUNCIL OF THE CITY OF DALLAS:

Section 1. That the purchase of (1) twenty three pieces of fleet vehicles and equipment is authorized with Hudson Bus Sales, LLC (VS89396) in the amount of \$2,665,662.00 and Metro Fire Apparatus Specialists, Inc. (339015) in the amount of \$7,053,525.00, through the Houston-Galveston Area Council of Governments; (2) one pumper truck is authorized with Brasada Ford, Ltd. (VS91747) in the amount of \$151,750.00 through the Texas Multiple Award Schedule; and (3) one excavator with mower attachment is authorized with Landmark Equipment, Inc. (502100) through the Texas Association of School Boards in the amount of \$107,399.00, in a total amount not to exceed \$9,978,336.00.

June 22, 2016

Section 2. That the Purchasing Agent is authorized, upon appropriate requisition, to issue a purchase order for twenty three pieces of fleet vehicles and equipment, one pumper truck and one excavator with mower attachment. If a formal contract is required for this purchase instead of a purchase order, the City Manager is authorized to execute the contract upon approval as to form by the City Attorney.

Section 3. That in order to reimburse and finance the lease/purchase acquisition of the equipment described herein over a period not to exceed the estimated useful life (10 years) thereof, any Authorized Officer of the City designated in the Master Equipment Lease/Purchase Agreement (the "Master Lease") between Banc of America Public Capital Corp and the City is hereby authorized and directed to execute, acknowledge and deliver a Schedule A (as defined in the Master Lease) pertaining to such equipment including all attachments, financing statements and schedules thereto, in substantially the form attached to the Master Lease, with such changes as the signing officer shall determine to be advisable. Each Authorized Officer of the City is also authorized to execute, acknowledge and deliver any other agreement, instrument, certificate, representation and document, and to take any other action as may be advisable, convenient or necessary to enter into such Schedule A. The financing terms for such equipment, to be determined pursuant to the provisions of the Master Lease and reflected in such Schedule A, and the granting of a security interest in the financed equipment pursuant to the Master Lease, are hereby approved.

Section 4. That the Chief Financial Officer is hereby authorized to disburse funds from the following appropriations in an amount not to exceed \$ 9,978,336.00:

<u>Fund</u>	<u>Dept</u>	<u>Unit</u>	<u>Obj</u>	<u>Amount</u>	<u>Encumbrance</u>
ML16	DFD	E356	4742	\$6,503,988.00	PODFD00000125814
ML16	DFD	E356	4742	\$ 151,750.00	PODFD00000125815
ML16	DFD	E357	4742	\$2,665,662.00	PODFD00000125921
0130	AVI	7722	4890	\$ 549,537.00	POAVI00000125865
0061	SDM	4792	4720	\$ 107,399.00	POSDM00000125863

Section 5. That this resolution shall take effect immediately from and after its passage in accordance with the provisions of the Charter of the City of Dallas, and it is accordingly so resolved.

KEY FOCUS AREA: E-Gov

AGENDA DATE: June 22, 2016

COUNCIL DISTRICT(S): 2, Outside City Limits

DEPARTMENT: Business Development & Procurement Services
Water Utilities

CMO: Jeanne Chipperfield, 670-7804
Mark McDaniel, 670-3256

MAPSCO: 2T 33F

SUBJECT

Authorize a three-year master agreement for liquid carbon dioxide to be used in the water purification process - Ethanol Products, LLC, lowest responsible bidder of two - Not to exceed \$999,800 - Financing: Water Utilities Current Funds

BACKGROUND

This action does not encumber funds; the purpose of a master agreement is to establish firm pricing for goods, for a specific term, which are ordered on an as needed basis.

This agreement will provide National Sanitary Foundation 60 certified liquid carbon dioxide for water treatment at the Bachman and Elm Fork Water Treatment Plants. Liquid carbon dioxide is necessary for controlling the pH level and maintaining required alkalinity in Dallas' drinking water as required by the Environmental Protection Agency and Texas Commission of Environmental Quality.

Additionally, this agreement will provide liquid carbon dioxide tank rental and maintenance for the Bachman Water Treatment Plant and the maintenance of two city-owned tanks at the Elm Fork Water Treatment Plant. Rental of the tank ensures compatibility between tank and delivery truck connection types and thereby supports expedient service delivery; preventative maintenance will occur monthly and will include an annual inspection.

Water Utilities provides service to an estimated 2 million people in Dallas and surrounding communities.

This solicitation was structured in a manner which required bidders to submit a response using unit pricing. This bid resulted in a 4% decrease on comparable unit prices for the bid awarded in 2012.

BACKGROUND (Continued)

As part of the solicitation process and in an effort to increase competition, Business Development and Procurement Services (BDPS) used its procurement system to send out 1,024 email bid notifications to vendors registered under respective commodities. To further increase competition, BDPS uses historical solicitation information, the internet, and vendor contact information obtained from user departments to contact additional vendors by phone. Additionally, in an effort to secure more bids, notifications were sent by the BDPS' Resource LINK Team (RLT) to 25 chambers of commerce, the DFW Minority Business Council and the Women's Business Council – Southwest, to ensure maximum vendor outreach.

PRIOR ACTION/REVIEW (COUNCIL, BOARDS, COMMISSIONS)

On September 12, 2012, City Council authorized a three-year master agreement for liquid carbon dioxide to be used in the water purification process by Resolution No. 12-2236.

Information about this item will be provided to the Budget, Finance and Audit Committee on June 20, 2016.

FISCAL INFORMATION

\$999,800.00 - Water Utilities Current Funds

<u>Council District</u>	<u>Amount</u>
2	\$434,800.00
Outside City Limits	<u>\$565,000.00</u>
Total	\$999,800.00

M/WBE INFORMATION

- 160 - Vendors contacted
- 160 - No response
 - 0 - Response (Bid)
 - 0 - Response (No bid)
 - 0 - Successful

1,024 - M/WBE and Non-M/WBE vendors were contacted

The recommended awardee has fulfilled the good faith requirements set forth in the Business Inclusion and Development (BID) Plan adopted by Council Resolution No. 12-2236 as amended.

ETHNIC COMPOSITION

Ethanol Products, LLC

White Male	195	White Female	42
Black Male	4	Black Female	1
Hispanic Male	3	Hispanic Female	2
Other Male	5	Other Female	1

BID INFORMATION

The following bids were received from solicitation number BW1610 and were opened on May 6, 2016. This master agreement is being awarded in its entirety to the lowest responsive and responsible bidder.

*Denotes successful bidder

<u>Bidders</u>	<u>Address</u>	<u>Amount of Bid</u>
*Ethanol Products, LLC	3939 N. Webb Rd. Wichita, KS 67226	\$ 999,800.00
Airgas USA, LLC	259 North Radnor-Chester Rd. Suite: 100 Radnor, PA 19087-5283	\$1,370,500.00

OWNER

Ethanol Products, LLC

Bob Casper, President

June 22, 2016

WHEREAS, on September 12, 2012, City Council authorized a three-year master agreement for liquid carbon dioxide to be used in the water purification process by Resolution No. 12-2236;

NOW, THEREFORE,

BE IT RESOLVED BY THE CITY COUNCIL OF THE CITY OF DALLAS:

Section 1. That a master agreement for the purchase of liquid carbon dioxide to be used in the water purification process is authorized with Ethanol Products, LLC (VS88141) for a term of three years in an amount not to exceed \$999,800.00.

Section 2. That the Purchasing Agent is authorized, upon appropriate request and documented need by a user department, to issue a purchase order for liquid carbon dioxide to be used in the water purification process. If a written contract is required or requested for any or all purchases of liquid carbon dioxide to be used in the water purification process under the master agreement instead of individual purchase orders, the City Manager is authorized to execute the contract upon approval as to form by the City Attorney.

Section 3. That the Chief Financial Officer is hereby authorized to disburse funds in an amount not to exceed \$999,800.00 from Master Agreement number BW1610.

Section 4. That this resolution shall take effect immediately from and after its passage in accordance with the provisions of the Charter of the City of Dallas, and it is accordingly so resolved.

BUSINESS INCLUSION AND DEVELOPMENT PLAN SUMMARY

PROJECT: Authorize a three-year master agreement for liquid carbon dioxide to be used in the water purification process - Ethanol Products, LLC, lowest responsible bidder of two - Not to exceed \$999,800 - Financing: Water Utilities Current Funds

Ethanol Products, LLC is a non-local, non-minority firm, has signed the "Business Inclusion & Development" documentation, and proposes to use their own workforce.

PROJECT CATEGORY: Goods

LOCAL/NON-LOCAL CONTRACT SUMMARY

	<u>Amount</u>	<u>Percent</u>
Total local contracts	\$0.00	0.00%
Total non-local contracts	\$999,800.00	100.00%
TOTAL CONTRACT	\$999,800.00	100.00%

LOCAL/NON-LOCAL M/WBE PARTICIPATION

Local Contractors / Sub-Contractors

None

Non-Local Contractors / Sub-Contractors

None

TOTAL M/WBE CONTRACT PARTICIPATION

	<u>Local</u>	<u>Percent</u>	<u>Local & Non-Local</u>	<u>Percent</u>
African American	\$0.00	0.00%	\$0.00	0.00%
Hispanic American	\$0.00	0.00%	\$0.00	0.00%
Asian American	\$0.00	0.00%	\$0.00	0.00%
Native American	\$0.00	0.00%	\$0.00	0.00%
WBE	\$0.00	0.00%	\$0.00	0.00%
Total	<u>\$0.00</u>	<u>0.00%</u>	<u>\$0.00</u>	<u>0.00%</u>

KEY FOCUS AREA: Public Safety
AGENDA DATE: June 22, 2016
COUNCIL DISTRICT(S): N/A
DEPARTMENT: Police
CMO: Eric Campbell, 670-3255
MAPSCO: N/A

SUBJECT

Authorize Supplemental Agreement No. 9 to the contract with Xerox State and Local Solutions, Inc. (formerly ACS State and Local Solutions, Inc.) to extend the contract term from August 3, 2016 through September 14, 2016 for services related to meter operations and a parking management information system - Estimated Net Parking Revenue: \$937,500

BACKGROUND

This item is on the addendum to continue parking management services without interruption.

This action does not encumber funds; the purpose of this service contract is to establish a firm pricing for services requested, for a specific term, which are paid from gross revenues collected.

The approximately 45 day extension of the agreement with Xerox State and Local Solutions, Inc. will continue the existing services for operation of the parking system including: citations management and delinquent collections, meter and parking lot maintenance, meter collections, and customer service for an amount not to exceed \$401,069 from gross revenues collected to be paid from gross revenues collected.

The approximately 45 day extension will provide sufficient time for City Council to approve the award of new contracts and allow for transition to new service providers.

PRIOR ACTION/REVIEW (COUNCIL, BOARDS, COMMISSIONS)

Authorized contractual agreement with ACS State and Local Solutions, Inc. on April 27, 2005, by Resolution No. 05-1331.

PRIOR ACTION/REVIEW (COUNCIL, BOARDS, COMMISSIONS) (Continued)

Authorized Supplemental Agreement No. 1, on April 26, 2006, by Resolution No. 06-1220.

Authorized Supplemental Agreement No. 3, on May 12, 2010, by Resolution No. 10-1257.

Authorized Supplemental Agreement No. 4, on September 26, 2012, by Resolution No. 12-2426.

Authorized Supplemental Agreement No. 7, on March 25, 2015, by Resolution No. 15-0549.

Authorized Supplemental Agreement No. 8, on April 27, 2016, by Resolution No. 16-0689.

Information about this item was provided to the Public Safety Committee on February 22, 2016 and April 25, 2016.

Information about this item will be provided to the Budget, Finance & Audit Committee on June 20, 2016.

FISCAL INFORMATION

Estimated Net Parking Revenue: \$937,500

June 22, 2016

WHEREAS, on April 27, 2005, Resolution No. 05-1331 authorized two concurrent 5-year agreements and one 1-year renewal option with ACS State and Local Solutions, Inc., for the development and implementation of a turnkey Ticket Processing/Collections and Meter Operations program; and

WHEREAS, on April 26, 2006, as part of Supplemental Agreement No. 1, Resolution No. 06-1220 authorized the License Agreement with ACS State and Local Solutions, Inc., was amended to provide license recognition equipment and maintenance, staff and equipment for an auto pound payment station, and reimbursement to the City for two Boot Officers; and

WHEREAS, on April 12, 2007, as part of Supplemental Agreement No. 2, Administrative Action No. 07-1107 authorized the License Agreement with ACS State and Local Solutions, Inc., was amended to provide for the ability to adjust the revenue guarantee scale and alter the minimum guarantee; and

WHEREAS, on May 12, 2010, as part of Supplemental Agreement No. 3, Resolution No. 10-1257 authorized the License Agreement with ACS State and Local Solutions, Inc., was amended to provide for an additional five-year term for the Meter Operation and Parking Management Information System; and

WHEREAS, on September 26, 2012, as part of Supplemental Agreement No. 4, Resolution No. 12-2426 authorized the License Agreement with Xerox State and Local Solutions, Inc., was amended to provide for pay-by-phone or wireless application services for all metered parking spaces in the City; and

WHEREAS, on December 3, 2012, as part of Supplemental Agreement No. 5, Administrative Action No. 12-2862 authorized the License Agreement with Xerox State and Local Solutions, Inc., was amended to provide for the purchase of 10 multi-space meters and related items; and

WHEREAS, on June 10, 2014, as part of Supplemental Agreement No. 6, Administrative Action No. 14-6037 authorized the License Agreement with Xerox State and Local Solutions, Inc., was amended to provide for meter operations and parking system management of the Dallas Parking Technology Pilot; and

WHEREAS, on March 25, 2015, as part of Supplemental Agreement No. 7, Resolution No. 15-0549 authorized a one (1) year renewal option with Xerox State and Local Solutions, Inc., to provide for meter operations and parking management system; and

WHEREAS, on April 27, 2016, as part of Supplemental Agreement No. 8, Resolution No. 16-0689 authorized a three (3) month extension with Xerox State and Local Solutions, Inc., to provide for meter operations and parking management system; and

June 22, 2016

WHEREAS, in the City's best interest to extend the contract with Xerox State and Local Solutions, Inc. for a period of (3) three months from August 3, 2016 through September 14, 2016.

Now, Therefore,

BE IT RESOLVED BY THE CITY COUNCIL OF THE CITY OF DALLAS:

Section 1. That the City Manager is hereby authorized to extend the contract with Xerox State and Local Solutions, Inc. (Xerox) from August 3, 2016 through September 14, 2016 for services related to meter operations and a parking management information system.

Section 2. That the City Manager is hereby authorized to execute the agreement after it has been approved as to form by the City Attorney.

Section 3. That the Chief Financial Officer is hereby authorized to pay Xerox an amount not to exceed \$401,069 from gross revenues collected for services related to meter operations and parking management information system for the period August 3, 2016 through September 14, 2016.

Section 4. That the Chief Financial Officer is hereby authorized to pay Xerox an amount not to exceed \$50,000 from gross revenues collected for program expenses related to warranty services, pilot expenses, and other general expenses for the period August 3, 2016 through September 14, 2016.

Section 5. That the Chief Financial Officer is hereby authorized to deposit revenues into Fund 0001, Dept DPD, Unit 2109, Revenue Source 8007, 8041, 8042, 8043, 7840, 6325.

Section 6. That this resolution shall take effect immediately from and after its passage in accordance with the provisions of the Charter of the City of Dallas, and it is accordingly so resolved.

KEY FOCUS AREA: E-Gov
AGENDA DATE: June 22, 2016
COUNCIL DISTRICT(S): N/A
DEPARTMENT: City Attorney's Office
CMO: Christopher D. Bowers, 670-3491
MAPSCO: N/A

SUBJECT

Authorize **(1)** acceptance of the 2016-17 Veterans Treatment Court Grant from the Texas Veterans Commission's Fund for Veteran's Assistance for expansion of the South Oak Cliff Community Court to include the South Oak Cliff Veterans Treatment Court project for the period July 1, 2016 through June 30, 2017; **(2)** approval of creating two new full-time positions to execute the proposed project; and **(3)** execution of the grant agreement - Not to exceed \$300,000 - Financing: Texas Veterans Commission Grant Funds

BACKGROUND

This item will authorize the acceptance and execution of the Veterans Treatment Court Grant from the Texas Veterans Commission's Fund for Veterans' Assistance. The Commission awarded the City a one-year grant with the project period from July 1, 2016 to June 30, 2017. The Veterans Treatment Court (VTC) seeks to identify veterans with chemical dependency who have at least one unadjudicated City of Dallas criminal citation. Eligible veterans will be offered an opportunity to participate in the VTC program where their criminal citations will be adjudicated and they will be assessed and assigned a case manager and referred to services such as alcohol/drug treatment and recovery support services. The VTC docket will be held at the South Oak Cliff Community Court, which is located inside the Dallas Area Rapid Transit Police Headquarters at 2111 South Corinth Street.

The Texas Veterans Commission has awarded the City \$300,000.00 in support of the VTC program for the first year. This includes the funding of two new full-time positions (Coordinator I and Manager I).

This item is on the addendum due to legal deadlines before the next available agenda.

PRIOR ACTION/REVIEW (COUNCIL, BOARDS, COMMISSIONS)

Information about this item will be provided to the Budget, Finance & Audit Committee on June 20, 2016.

FISCAL INFORMATION

\$300,000.00 - Texas Veterans Commission Grant Funds

June 22, 2016

WHEREAS, the City of Dallas seeks to add a Veterans Treatment Court docket at the South Oak Cliff Community Court that will incorporate alcohol/drug treatment, recovery support services, screening, assessment, case management, and program coordination specifically for veterans; and

WHEREAS, the Fund for Veterans Assistance of the Texas Veterans Commission has awarded the City a one-year grant with the project period from July 1, 2016 to June 30, 2017; and

WHEREAS, the Texas Veterans Commission's Fund for Veterans Assistance has made grant funds available during the 2015-16 fiscal year and partially during the 2016-17 fiscal year to offer veterans facing criminal charges for substance abuse and possession an opportunity to enter a substance abuse recovery program in lieu of jail time; and

WHEREAS, such grant funding was awarded to the City on May 18, 2016; and

WHEREAS, the grant funding would benefit the City in its endeavor to reduce crime and help affected veterans become drug free and self-sufficient; and

WHEREAS, the City finds it in the best interest of the City's residents that the grant funds be accepted for the 2015-16 fiscal year and partially during the 2016-17 fiscal year; and

WHEREAS, the City agrees that in the event of loss or misuse of the grant funds, the City will return the funds identified as ineligible to the Texas Veterans Commission; and

WHEREAS, the City designates the City Manager or his designee as the grantee's authorized official, who has the power to apply for, accept, reject, alter, or terminate the grant on behalf of the City; **Now, Therefore,**

BE IT RESOLVED BY THE CITY COUNCIL OF THE CITY OF DALLAS:

Section 1. That the City Manager is hereby authorized to **(1)** accept the 2016-17 Veterans Treatment Court Grant (Grant No. VTC160381) from the Texas Veterans Commission for expansion of the South Oak Cliff Community Court to include the South Oak Cliff Veterans Treatment Court project for the period July 1, 2016 through June 30, 2017 in an amount not to exceed \$300,000.00; **(2)** approve creating two new full-time positions to execute the proposed project; and **(3)** execute the grant agreement.

Section 2. That the City Manager is hereby authorized to establish appropriations in the Veterans Treatment Court Expansion Project Grant Fund S302, Department ATT, Unit 1955, various Object Codes per the attached Schedule, in an amount not to exceed \$300,000.00.

June 22, 2016

Section 3. That the Chief Financial Officer is hereby authorized to deposit grant funds in an amount not to exceed \$300,000.00 into Fund S302, Department ATT, Unit 1955, and Revenue Source 6516.

Section 4. That the Chief Financial Officer is hereby authorized to disburse grant funds from Fund S302, Department ATT, Unit 1955, in accordance with the attached schedule, in an amount not to exceed \$300,000.00.

Section 5. That the City Manager is hereby authorized to create two new full-time positions:

1. Coordinator I - who will coordinate the efforts of the court, the social service and case management clinic, and the service providers to maximize effectiveness of court operations, sentences, and compliance monitoring.
2. Manager I - who will manage the cases of the court as well as coordinating outreach efforts with the Coordinator to recruit and retain clients.

**These two positions will come at no cost to the City during the grant period.*

Section 6. That the City Manager is hereby authorized to reimburse the Texas Veterans Commission Fund for Veterans Assistance of any expenditure found ineligible. The City Manager shall notify the appropriate City Council Committee of expenditures identified as ineligible not later than 30 days after the reimbursement.

Section 7. That the City Manager shall keep the appropriate City Council Committee informed of all final Texas Veterans Commission Fund for Veterans Assistance monitoring reports not later than 30 days after the receipt of the report.

Section 8. That this resolution shall take effect immediately from and after its passage in accordance with the provisions of the Charter of the City of Dallas, and it is accordingly so resolved.