

BUDGET, FINANCE & AUDIT COMMITTEE
DALLAS CITY COUNCIL COMMITTEE AGENDA

RECEIVED

2016 JUN -3 AM 10:43

CITY SECRETARY
DALLAS, TEXAS

MONDAY, JUNE 6, 2016
CITY HALL
COUNCIL BRIEFING ROOM, 6ES
1500 MARILLA
DALLAS, TEXAS 75201
1:00 P.M. – 2:30 P.M.

Chair, Councilmember Jennifer S. Gates
Vice-Chair, Councilmember Philip T. Kingston
Deputy Mayor Pro Tem Erik Wilson
Councilmember Rickey D. Callahan
Councilmember Scott Griggs
Councilmember Lee M. Kleinman

Call to Order

1. Consideration of the minutes from the May 16, 2016 Budget, Finance and Audit Committee meeting

BRIEFINGS

2. Communications Related to the Fiscal Year 2015 Audit Dan Barron, Partner
Grant Thornton, LLP
3. Mill Creek/ Peaks Branch/ State Thomas Drainage Relief Tunnel Sarah Standifer, Director
Trinity Watershed Management
4. Bond Fund Uses, Savings and Reprogramming Rick Galceran, Director
Public Works

FYI:

5. Fiscal Year 2015 Budget vs Actual End of Year Report

UPCOMING AGENDA ITEMS

June 15, 2016 City Council Meeting

- A. Authorize a service contract to upgrade the electronic video scoreboard at the Cotton Bowl - Daktronic, Inc., through the Texas Association of School Boards (Buyboard) - Not to exceed \$83,000 - Financing: Fair Park Maintenance Funds (subject to appropriations)


A quorum of the City Council may attend this Council Committee meeting

- B. Authorize a one-year service contract for janitorial services at the Office of Cultural Affairs facilities - TIBH Industries, Inc. - Not to exceed \$890,544 - Financing: Current Funds (\$883,496) and Municipal Radio Current Funds (\$7,048) (subject to annual appropriations)
- C. Authorize a three-year service contract to provide storage, hauling and disposal of excavated material - Green Planet, Inc., most advantageous proposer of five - Not to exceed \$667,200 - Financing: Water Utilities Current Funds (subject to annual appropriations)
- D. Authorize a three-year service contract for repair and overhaul services for pumps - Evans Enterprises, Inc. in the amount of \$2,140,835, Allen's Electric Motor Service, Inc. in the amount of \$1,483,840 and Anytime Pump Service Company dba CIE in the amount of \$586,225, lowest responsible bidders of four - Total not to exceed \$4,210,900 - Financing: Current Funds (\$161,070), Water Utilities Current Funds (\$3,734,355) and Stormwater Drainage Management Current Funds (\$315,475) (subject to annual appropriations)
- E. A public hearing to receive comments on the proposed change of use for property located at 138 West Davis Street purchased with Community Development Block Grant (CDBG) funds from the U.S. Department of Housing and Urban Development; and, at the close of the public hearing, authorize approval of the change of use and voluntary refund of CDBG funds to be used for other eligible purposes in the future - Financing: No cost consideration to the City

June 22, 2016 City Council Meeting

- F. Authorize a twenty-four-month service contract for job order contracting services with Restoration Specialists, dba RS Commercial Construction - Not to exceed \$6,314,700 - Financing: Current Funds (subject to annual appropriations)

Adjourn



Jennifer S. Gates, Chair
Budget, Finance & Audit Committee

A closed executive session may be held if the discussion of any of the above agenda items concerns one of the following:

1. Contemplated or pending litigation, or matters where legal advice is requested of the City Attorney. Section 551.071 of the Texas Open Meetings Act.
2. The purchase, exchange, lease or value of real property, if the deliberation in an open meeting would have a detrimental effect on the position of the City in negotiations with a third person. Section 551.072 of the Texas Open Meetings Act.
3. A contract for a prospective gift or donation to the City, if the deliberation in an open meeting would have a detrimental effect on the position of the City in negotiations with a third person. Section 551.073 of the Texas Open Meetings Act.
4. Personnel matters involving the appointment, employment, evaluation, reassignment, duties, discipline or dismissal of a public officer or employee or to hear a complaint against an officer or employee. Section 551.074 of the Texas Open Meetings Act.
5. The deployment, or specific occasions for implementation of security personnel or devices. Section 551.076 of the Texas Open Meetings Act.
6. Deliberations regarding economic development negotiations. Section 551.087 of the Texas Open Meetings Act.

"Pursuant to Section 30.06, Penal Code (trespass by license holder with a concealed handgun), a person licensed under Subchapter H, Chapter 411, Government Code (handgun licensing law), may not enter this property with a concealed handgun."

"De acuerdo con la sección 30.06 del código penal (ingreso sin autorización de un titular de una licencia con una pistola oculta), una persona con licencia según el subcapítulo h, capítulo 411, código del gobierno (ley sobre licencias para portar pistolas), no puede ingresar a esta propiedad con una pistola oculta."

"Pursuant to Section 30.07, Penal Code (trespass by license holder with an openly carried handgun), a person licensed under Subchapter H, Chapter 411, Government Code (handgun licensing law), may not enter this property with a handgun that is carried openly."

"De acuerdo con la sección 30.07 del código penal (ingreso sin autorización de un titular de una licencia con una pistola a la vista), una persona con licencia según el subcapítulo h, capítulo 411, código del gobierno (ley sobre licencias para portar pistolas), no puede ingresar a esta propiedad con una pistola a la vista."

Budget, Finance & Audit Committee

Meeting Record

Meeting Date: May 16, 2016

Convened: 1:04 pm

Adjourned: 2:24 pm

Committee Members Present:

Jennifer S. Gates, Chair
Philip T. Kingston, Vice-Chair

Rickey D. Callahan
Lee M. Kleinman

Scott Griggs
Eric Wilson

Committee Members Absent:

N/A

Other Council Members Present:

Staff Present:

Jeanne Chipperfield	Akilah McLaughlin	Corrine Steeger	Donna Lowe	Yasmin Barnes
Craig D. Kinton	Lance Sehorn	Edward Scott	Rowena Zhang	Philip Sikes
Michael Frosch	Robert Sims	Renee Hayden	Anatoli Douditski	Liza Bustamante
Stephanie Cooper	Errick Thompson	Willis Winters	Sam Wilson	Zachary Peoples
Elsa Cantu	Jack Ireland	Kelly High	Virginia Haralson	Amy Messer
Cliff Gillespie	William Finch	Stephanie McHenry	Zarin Gracey	Nick Fehrenbach
David Fisher	Carol Smith	Geri Strong	David Cossum	Don Knight
				Tony Aguilar

Others Present:

N/A

AGENDA:

Call to Order

1. Consideration of the May 2, 2016 Minutes

Presenter(s):

Information Only:

Action Taken/Committee Recommendation(s):

A motion was made to approve the May 2, 2016 minutes. Motion passed unanimously.

Motion made by: Philip Kingston

Motion seconded by: Lee Kleinman

2. Office of the City Auditor: Fiscal Year 2016 Third Quarter Update

Presenter(s): Craig D. Kinton, City Auditor

Information Only:

Action Taken/Committee Recommendation(s):

Motion made by: N/A

Motion seconded by: N/A

Budget, Finance & Audit Committee

Meeting Record

3. Office of the City Auditor: Preliminary Fiscal Year 2017 Budget Proposal

Presenter(s): Craig D. Kinton, City Auditor

Information Only:

Action Taken/Committee Recommendation(s):

A motion was made to forward to City Council. Motion passed on unanimous vote.

Motion made by: Scott Griggs

Motion seconded by: Rickey Callahan

4. Atmos Energy Franchise Fee Audit

Presenter(s): Nick Fehrenbach, Manager of Regulatory Affairs, *Office of Financial Services*

Information Only:

Action Taken/Committee Recommendation(s):

A motion was made to forward to City Council on June 15th, 2016. Motion passed on divided vote.

Motion made by: Rickey Callahan

Motion seconded by: Erik Wilson

5. March 2016 Financial Forecast Report

Presenter(s):

Information Only:

Action Taken/Committee Recommendation(s):

Motion made by: N/A

Motion seconded by: N/A

6. Quarterly Investment Report as of March 31, 2016

Presenter(s):

Information Only:

Action Taken/Committee Recommendation(s):

Motion made by: N/A

Motion seconded by: N/A

UPCOMING AGENDA ITEMS:

May 25, 2016 City Council Meeting

- A. Authorize a three-year service contract for emergency generator repair and maintenance - Clifford Power Systems, Inc. in the amount of \$431,280 and Allegiance Power Systems, Inc. in the amount of \$214,275, lowest responsible bidders of seven - Total not to exceed \$645,555 - Financing: Current Funds (\$630,255) and Convention and Event Services Current Funds (\$15,300) (subject to annual appropriations)**

A motion was made to forward to the City Council on Wednesday, May 25, 2016. Motion passed on unanimous vote.

Motion made by: Lee Kleinman

Motion seconded by: Rickey Callahan

Budget, Finance & Audit Committee

Meeting Record

- B. Authorize a three-year master agreement for smoke detectors for Fire-Rescue – Fine Line Products, lowest responsible bidder of six - Not to exceed \$227,220 - Financing: Current Funds**

A motion was made to forward to the City Council on Wednesday, May 25, 2016. Motion passed on unanimous vote.

Motion made by: Lee Kleinman

Motion seconded by: Rickey Callahan

- C. Authorize (1) the release of funds from Entap, Inc. for the acquisition and service contract for a budget preparation management system in the amount of \$1,541,957; and (2) a one-year service contract with two one-year renewal options, for the implementation, cloud services and support of a budget preparation and management system - Oracle America, Inc., through the Department of Information Resources, State of Texas Cooperative - Not to exceed \$1,541,957 - Financing: Municipal Lease Agreement Funds (\$784,012) and Current Funds (\$757,945) (subject to annual appropriations)**

A motion was made to forward to the City Council on Wednesday, May 25, 2016. Motion passed on unanimous vote.

Motion made by: Lee Kleinman

Motion seconded by: Rickey Callahan

- D. Draft Addendum Item: Authorize a five-year service contract, with three one-year renewal options, for desktop support services - Austin Ribbon & Computer Supplies, Inc. , most advantageous prosper of nine - Not to exceed \$13,728,368 - Financing: Current Funds (subject to annual appropriations)**

A motion was made to forward to the City Council on Wednesday, May 25, 2016. Motion passed on unanimous vote.

Motion made by: Lee Kleinman

Motion seconded by: Rickey Callahan

Adjourn

Jennifer S. Gates, Chair
Budget, Finance & Audit Committee

Memorandum



CITY OF DALLAS

DATE June 3, 2016

TO Members of the Budget, Finance & Audit Committee: Jennifer S. Gates (Chair), Philip T. Kingston (Vice Chair), Erik Wilson, Rickey D. Callahan, Scott Griggs, Lee M. Kleinman

SUBJECT Communications Related to the Fiscal Year 2015 Audit

On Monday, June 6, 2016, the Budget, Finance and Audit committee will be briefed on the Communications Related to the Fiscal Year 2015 Audit. The briefing will be presented by Dan Barron, Partner with Grant Thornton.

Please let me know if you need additional information.


Jeanne Chipperfield
Chief Financial Officer

Attachment

c: The Honorable Mayor and Members of the City Council
AC Gonzalez, City Manager
Christopher D. Bowers, Interim City Attorney
Craig D. Kinton, City Auditor
Rosa A. Rios, City Secretary
Daniel F. Solis, Administrative Judge
Ryan S. Evans, First Assistant City Manager

Eric D. Campbell, Assistant City Manager
Jill A. Jordan, P.E., Assistant City Manager
Mark McDaniel, Assistant City Manager
Joey Zapata, Assistant City Manager
Sana Syed, Public Information Officer
Elsa Cantu, Assistant to the City Manager – Mayor & Council



Presentation to the Budget, Finance and Audit Committee of The City of Dallas

Communications Related to the Fiscal Year 2015 Audit

June 6, 2016

Attendees:

Dan Barron–Partner

Kirt Seale – Principal

Juliet Williams– Experienced Manager

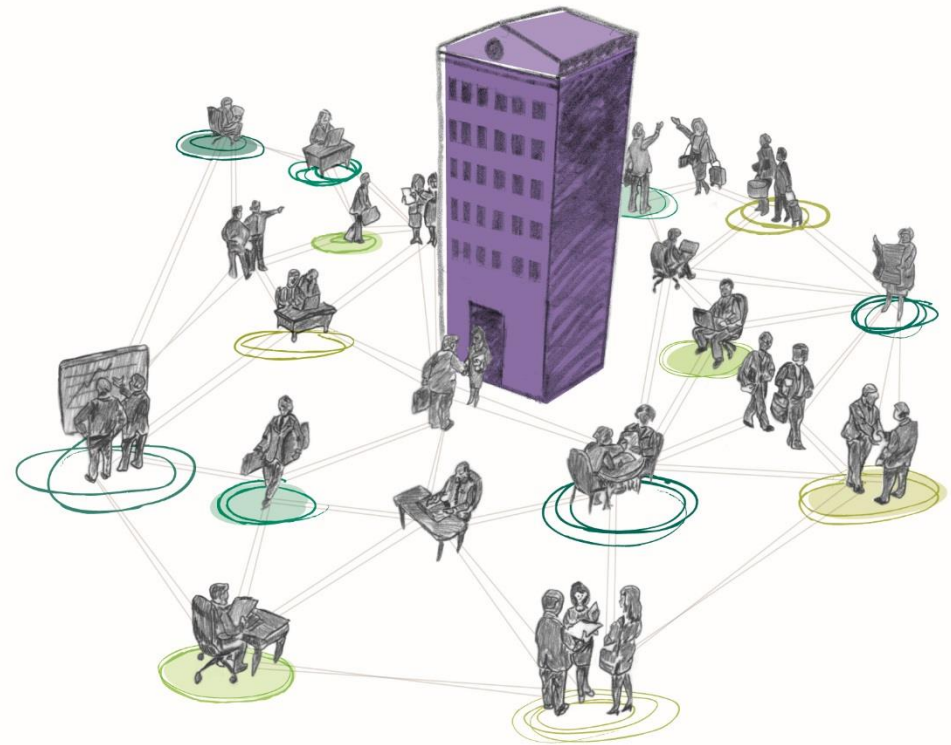


Our values are CLEARR

To achieve our global vision, we capitalize on our strengths by embracing the following values:

- Unite through global **Collaboration**
- Demonstrate **Leadership** in all we do
- Promote a consistent culture of **Excellence**
- Act with **Agility**
- Ensure deep **Respect** for people
- Take **Responsibility** for our actions

Our values serve as the foundation of each step we take toward achieving our vision. They guide our decision-making and provide a framework for our people to make correct and appropriate choices.



Our responsibilities

We are responsible for:

- Performing an audit of the City's financial statements as prepared by management, conducted under US Generally Accepted Auditing Standards (GAAS) and *Government Auditing Standards*
- Forming and expressing an opinion about whether the financial statements are presented fairly, in all material respects in accordance with US Generally Accepted Accounting Principles (GAAP)
- Forming and expressing an opinion about whether certain supplementary information, including the Schedule of Expenditures of Federal (SEFA) and State Awards (SESA), is fairly stated in relation to the financial statements as a whole
- Reading other information and considering whether it is materially inconsistent with the financial statements
- Communicating fraud and abuse with regard to federal and state programs
- Communicating specific matters to you on a timely basis; we do not design our audit for this purpose
- Reporting material non-compliance related to laws, regulations, contracts and grant agreements, as well as significant deficiencies and/or material weaknesses in internal control related to financial reporting
- Reporting material non-compliance with federal and state awards requirements applicable to major programs audited under OMB Circular A-133 and the State of Texas Single Audit Circular, as well as significant deficiencies and/or material weaknesses in internal control over compliance

An audit provides reasonable, not absolute, assurance that the financial statements do not contain material misstatements due to fraud or error. It does not relieve you or management of your responsibilities. Our respective responsibilities are described further in our engagement letter.



Our responsibilities – continued

Additionally, we perform stand-alone audits and express opinions on the following components of the City:

- Airport Revenues Fund
- Dallas Convention Center Hotel Development Corporation
- Dallas Water Utilities
- Downtown Dallas Development Authority Tax Increment Financing District
- Vickery Meadow Tax Increment Financing District

We perform controls and compliance testing for the Airport Revenues Funds Passenger Facility Charges (PFC), based on the PFC Audit Guide

We perform agreed-upon-procedures related to City's landfills for the Texas Commission on Environmental Quality

An audit provides reasonable, not absolute, assurance that the financial statements do not contain material misstatements due to fraud or error. It does not relieve you or management of your responsibilities. Our respective responsibilities are described further in our engagement letter.



Those Charged with Governance and Management responsibilities

Those Charged with Governance

Those charged with governance are responsible for:

- Overseeing the financial reporting process
- Setting a positive tone at the top and challenging the City's activities in the financial arena
- Discussing significant accounting and internal control matters with management
- Informing us about fraud or suspected fraud, including its views about fraud risks
- Informing us about other matters that are relevant to our audit, such as:
 - Objectives and strategies and related business risks that may result in material misstatement
 - Matters warranting particular audit attention
 - Significant communications with regulators
 - Matters related to the effectiveness of internal control and your related oversight responsibilities
 - Your views regarding our current communications and your actions regarding previous communications

Management

Management is responsible for:

- Preparing and fairly presenting the financial statements, including supplementary information such as SEFA (Schedule of Expenditures of Federal Awards) and SESA (Schedule of Expenditures of State Awards) in accordance with US GAAP
- Designing, implementing, evaluating, and maintaining effective internal control over financial reporting and over compliance with federal and state grant requirements
- Communicating significant accounting and internal control matters to those charged with governance
- Providing us with unrestricted access to all persons and all information relevant to our audit
- Informing us about fraud, illegal acts, significant deficiencies, and material weaknesses
- Adjusting the financial statements, including disclosures, to correct material misstatements
- Informing us of subsequent events
- Providing us with certain written representations

Materiality

Essentially, materiality is the magnitude of an omission or misstatement that likely influences a reasonable person's judgment. It is based on a relevant financial statement benchmark.

- **We believe that Total Assets/ or Total Revenue (by opinion unit) is the appropriate benchmark for the City.**
- **We believe total expenditures on each major program are the appropriate benchmark for the OMB Circular A-133 and State Single Audit.**

Financial statement items greater than materiality are in scope. Other areas less than materiality may be in scope if qualitative factors are present (for example, related party relationships or transactions and fraud risk).



Use of the work of others

Specialists

Harvest investments – Valuation of certain investments

GT Compensation and Benefits Consulting Practice - Review of the City's self-insurance, health and workers' compensation liabilities, net pension liability, and other postemployment benefits (OPEB).

M/WBE Subcontractors

- Hopkins & Associates
- Logan & Associates
- Owen & Thurman, P.C.
- Serna & Company, P.C.



Areas of Audit Focus

The following provides an overview of the areas of significant audit focus based on our risk assessments.

Areas of audit focus	Assertions
Water and Sewer Revenues and Receivables Airport Revenues and Receivables	Existence and occurrence
Capital Assets	Valuation-gross and valuation-net
Investments	Valuation-net
Net pension liability and expense (GASB 68), actuarial information related to self-insurance (IBNR) – general, workers' compensation and health liabilities and OPEB Plans	Presentation and disclosure Completeness and accuracy
Compliance and controls related to federal and state single audit major programs	Completeness and accuracy of SEFA and SESA
Payroll and related liabilities	Completeness and accuracy Self-insurance expenses and liabilities, including IBNR
Debt compliance and ratios	Compliance with debt covenants

Areas of Audit Focus-continued

The following provides an overview of the areas of significant audit focus based on our risk assessments.

Controls	Cycles
Controls- based approach	Payroll
Controls- based approach	Disbursements

Other Areas:

- Governance
- Fraud inquiries
- Information technology
- Adequacy of disclosures
- Investments/Treasury
- Debt
- Tax Revenues
- Allowance for doubtful accounts
- Revenue and GO bond issuances
- Employee Compensation
- Operating Expenditures
- Landfill closure and post-closure
- Passenger Facility Charge compliance
- Dallas Convention Center Hotel Development Corporation
- Love Field Airport Modernization Corporation and related transactions



Scope of IT Control Testing

- The scope of the IT Controls Testing included the following IT governance areas:
 - Security Administration
 - Change Management
 - Batch Job Administration
- The following applications were included in our review:
 - SAP (and underlying databases)
 - Advantage Financial System (and underlying databases)
 - Active Directory
- One IT control observation was identified during this year's IT testing, and it was successfully and completely remediated/fixed prior to the end of the fiscal year.
 - This remediation observation involved employee access to maintain Transport Management System in SAP.

Reports issued

Financial statement audits:

- Comprehensive annual financial report (CAFR)
- Single audits
 - Federal (OMB Circular A-133)
 - State (State of Texas Single Audit Circular)

Separate reports:

- Airport Revenues Fund and Passenger Facility Charge compliance
- Dallas Convention Center Hotel Development Corporation
- Dallas Water Utilities
- Downtown Dallas Development Authority Tax Increment Financing District
- Texas Commission on Environmental Quality financial assurance agreed-upon procedures
- Vickery Meadow Tax Increment Financing District



Results of Financial Statement Audits

- Comprehensive Annual Financial Report (CAFR)
 - Unmodified "clean" opinions
 - Includes GFOA Certificate of Achievement for 2014 CAFR. The City has received this award for nine years in a row
 - No scope limitations
 - Continued open and effective communication with management
- Federal Single Audit Report (A-133)
 - Unmodified opinion for all programs
 - One instance of noncompliance noted
 - One material weakness reported
- State Single Audit Report
 - Unmodified opinion for all programs
 - No findings of noncompliance or material weaknesses reported
 - Prior year finding has been remediated

Results of Financial Statement Audits - continued

Summary of adjustments:

There were no adjusting journal entries recorded or passed as a result of the financial statement audits.



Internal control matters

Our responsibility

- Obtain reasonable assurance about whether the financial statements are free of material misstatement
- Our audit included consideration of internal control over financial reporting as a basis for designing audit procedures that are appropriate in the circumstances for the purpose of expressing our opinions on the financial statements, but not for the purpose of expressing an opinion on the effectiveness of the City's internal control
- We express no opinion on the effectiveness of internal control

Definitions

- A deficiency in internal control ("control deficiency") exists when the design or operation of a control does not allow management or employees, in the normal course of performing their assigned functions, to prevent, or detect and correct, misstatements or noncompliance with a type of compliance requirement of a federal or state program on a timely basis.
- A material weakness is a deficiency, or a combination of deficiencies, in internal control, such that there is a reasonable possibility that a material misstatement of the City's financial statements or material noncompliance with a type of compliance requirement of a federal or state program will not be prevented, or detected and corrected, on a timely basis.

Federal and State Major Programs

Federal Programs Audited	State Programs Audited
Community Development Block Grants (CDBG)	Health Community Collaborative
Community Development Block Grants Section 108 Loan Guarantees	Air Pollution Control Investigation and Compliant Response
Continuum of Care Program	Riverfront Boulevard
Airport Improvement Program	Urban Search and Rescue Task Force Program
Homeland Security Grant Program	Dallas CBD car Circulator-from CDB to Oak Cliff to Bishop Arts

Single Audits – Current year findings

Source	Program	Award #	Finding	Severity	Status
Federal	Continuum of Care	TX0072L6T001306 TX0050L6T001306	Special Test: Reasonable Rental Rates- based on testing performed, we noted one (1) of sixty (60) participant files reviewed was missing properly completed Rent Reasonableness Determination form documenting that the City performed the reasonable rental rates analysis, and the Tenant Rent Calculation Worksheet used to support the calculation and determination of monthly rent amount amounts to be paid on the participant's behalf.	Noncompliance	New finding
Federal	Continuum of Care	TX0236L6T001305 TX0050L6T001306 TX0072L6T001306	<p>Eligibility, Special Test: Housing Quality Standards, Special Test: Reasonable Rental Rates - based on testing performed, we noted that there was a lack of sufficient review of participant files to ensure the accuracy and completeness of participant files, including the review of information included in the files to support the provision of services.</p> <p>Eligibility: Two (2) of sixty (60) client files reviewed were missing the Payment Request Worksheet; and two (2) of (60) participant files reviewed were missing the Tenant Rent Calculation Worksheet</p>	Material Weakness	New finding

Single Audits – Current year findings – continued

Source	Program	Award #	Finding	Severity	Status
Federal	Continuum of Care	TX0236L6T001305 TX0050L6T001306 TX0072L6T001306	<p>Housing Quality Standards: One (1) of sixty (60) participant files reviewed was missing the Housing Quality Inspection Report</p> <p>Reasonable Rental Rates: One (1) of sixty (60) participant files reviewed was missing a properly completed Rent Reasonableness Determination form, and the Tenant Rent Calculation Worksheet</p>	Material Weakness	New finding

Single Audits – Status of prior year finding

Source	Program	Award #	Finding	Severity	Status
State	Riverfront Boulevard RTR SH 121 State Program	CSJ: 0918-45-885	Reporting – Based on testing performed, we noted that there were no formal monthly expenditure reports submitted by the City in accordance with the grant agreement.	Material weakness and material noncompliance	Remediated



Other required communications

Disagreements with management

We had no disagreements with management, whether or not satisfactorily resolved, about matters that individually or in the aggregate could be significant to the City's financial statements or the auditor's report.

Management's consultations with other accountants

We are not aware of any consultations by management with other accountants regarding accounting or auditing matters.

Difficulties encountered during the audit

We encountered no significant difficulties, including:

- Significant delays in providing information
- Unnecessarily brief time to complete the audit
- Unavailability of expected information or City personnel, including access to information at a component unit
- Restrictions imposed by management, including any related to required and other supplementary information
- Extensive unexpected effort to obtain evidence

Quality of accounting practices and alternative treatments

Accounting policies

Accounting principles used by the City are considered appropriate in all material respects and consistent with prior year.

Accounting estimates

The following were identified as significant estimates

- Depreciation of capital assets
- Allowance for doubtful accounts
- Accruals for self-insurance liabilities, including Incurred But Not Reported (IBNR) Claims – general, health and workers' compensation
- Net pension liability, expense, and related disclosures, including RSI - GASB 68
- OPEB Liability and related disclosures, including RSI
- Landfill closure and post-closure

Disclosures

- We have assessed the financial statements and disclosures for clarity and completeness.
- Footnote disclosures in the financial statements appear overall to be neutral, consistent, and clear.



Value for fees

Deliverables

Reports on the 2015 City of Dallas financial statements, including the following: CAFR, Airport Revenue Fund (including the Schedule of Expenditures of Passenger Facility Charges), Dallas Water Utilities, Dallas Convention Center Hotel Development Corporation, Vickery Meadow TIF, and DDDA TIF

Report on Internal Control Over Financial Reporting and on Compliance and Other Matters

(For A-133 and State Single Audit) Report on Compliance Related To Major Programs (OMB Circular A-133 and State of Texas Single Audit Circular) and on Internal Control Over Compliance

(For A-133 and State Single Audit) Schedule of Findings and Questioned Costs

Performance of Computer Data Acquisition and Analysis

Provide timely and appropriate communication with management and City Council (Budget, Finance and Audit Committee) regarding technical audit, accounting, and internal control matters

Issue written communications to management and City Council describing significant deficiencies and/or material weaknesses, if any, noted during our audit, as applicable

Verbally communicate to management certain other deficiencies (not determined to be significant deficiencies or material weaknesses) noted during our audit, as applicable

Financial Trends



Financial Highlights – Summary (In Millions)

<u>Government-Wide:</u>	<u>2015</u>	<u>2014</u>	<u>2013</u>	<u>2012</u>	<u>2009</u>
Governmental:					
Change in net position (deficit)	\$ 257	\$ 81	\$ 83	\$ 18	\$ (2)
Total net position	(2,679) *	2,245	2,163	2,081	1,538
Ending unrestricted net position (deficit)	(5,393) *	(306)	(294)	(280)	(207)
Capital assets, net	3,735	3,596	3,413	3,290	2,653
Business-type:					
Change in net position (deficit)	\$ 93	\$ 114	\$ 119	\$ 91	\$ 70
Total net position	3,280	3,357	3,243	3,124	2,844
Ending unrestricted net position (deficit)	239	363	344	325	186
Capital assets, net	6,057	5,808	5,592	5,282	4,508
<u>Governmental:</u>					
Tax Rate (per \$100 valuation)					
Total	\$ 0.7970	\$ 0.7970	\$ 0.7970	\$ 0.7970	\$ 0.7479
General Fund	0.5646	0.5601	0.5439	0.5379	0.5230
Debt Service	0.2324	0.2369	0.2531	0.2591	0.2249
Taxable Assessed Valuation (in billions)	\$ 93.1	\$ 87.3	\$ 83.7	\$ 82.0	\$ 90.5
Total General Obligation Bonds	\$ 1,406.0	\$ 1,235.8	\$ 1,429.0	\$ 1,292.0	\$ 1,512.0
Debt Service expenditures as a percentage of non-capital expenditures	16.3%	15.1%	15.9%	17.5%	17.3%
General Fund Balance:					
Total	\$ 200.1	\$ 180.7	\$ 157.0	\$ 149.0	\$ 104.0
Unreserved/Unassigned	\$ 141.6	\$ 129.2	\$ 120.8	\$ 101.2	\$ 78.3
General Fund Expenditures	\$ 1,138.8	\$ 1,091.9	\$ 1,022.5	\$ 974.6	\$ 1,015.5
Unreserved/Unassigned General Fund balance as a percentage of expenditures	12.43%	11.84%	11.81%	10.38%	7.71%
Excess (deficiency) of revenues over (under) expenditures	\$ 11.4	\$ 3.6	\$ 0.5	\$ 22.0	\$ (17.3)
Transfers in (out) of General Fund, net	\$ 7.5	\$ 16.1	\$ 2.3	\$ 0.1	\$ (2.7)

* - Deficit net position due to approximate \$5 billion net pension liability from implementation of GASB 68.

Financial Highlights – Summary (continued)

<u>Business-Type:</u>	<u>2015</u>	<u>2014</u>	<u>2013</u>	<u>2012</u>	<u>2009</u>
Income (loss) before transfers and contributions:					
Dallas Water Utilities	\$ 77.7	\$ 137.3	\$ 115.8	\$ 100.6	\$ 58.3
Convention Center*	6.9	-	(7.3)	(4.5)	(8.1)
Airport Revenue	7.3	(6.5)	(5.3)	13.2	7.5
Total Capital Assets, net					
Dallas Water Utilities	\$ 4,601	\$ 4,391	\$ 4,211	\$ 3,987	\$ 3,513
Convention Center*	495	508	511	526	555
Airport Revenue	960	907	868	767	437
Ending net position:					
Dallas Water Utilities	\$ 2,450	\$ 2,512	\$ 2,393	\$ 2,285	\$ 2,064
Convention Center*	266	267	276	285	303
Airport Revenue	558	552	553	538	471
Revenue Bond Coverage:					
Dallas Water Utilities (minimum requirement 1.25)	1.54	1.81	1.85	1.73	1.43
Convention Center*	2	1.7	1.7	1.6	1.7
Airport Revenue	N/A	N/A	N/A	N/A	10.5
Internal Service Fund Balance (deficit):					
Risk Funds fund deficit	\$ (51.5)	\$ (42.0)	\$ (52.2)	\$ (56.0)	\$ (94.7)
Risk Funds claims total liability	68.7	66.2	70.1	64.9	93.8
Risk Funds fund deficit as a % of total general fund balance	25.74%	23.24%	33.25%	37.56%	91.10%
Net Other Post Employment Benefit "OPEB" obligation	\$ 241.5	\$ 229.5	\$ 207.5	\$ 170.1	\$ 73.2
Landfill closure and post-closure liability	\$ 35.8	\$ 34.6	\$ 33.2	\$ 32.0	\$ 31.7
Net Pension Liability	\$ 5,601.6	\$ 5,091.6			

*The operations of the Convention Center include the Kay Bailey Hutchison Convention Center, American Airlines Center, Union Station, the City Fountain, and Office of Special Events

Financial Highlights – Government-Wide (In Millions)

Definitions:

- "Change in net position (deficit)": essentially "net income (loss)"
- "Total net position (deficit)": the excess (deficit) of assets plus deferred outflows vs. liabilities plus deferred inflows
- "Unrestricted net position": "remaining" net position after deducting "net investment in capital assets" and "restricted" components
- "Capital Assets, net": long-term capital assets, net of accumulated depreciation

Financial Trends

<u>Government-Wide:</u>	<u>2015</u>	<u>2014</u>	<u>2013</u>	<u>2012</u>	<u>2009</u>
Governmental:					
Change in net position (deficit)	\$ 257	\$ 81	\$ 83	\$ 18	\$ (2)
Total net position	(2,679)	2,245	2,163	2,081	1,538
Ending unrestricted net position (deficit) (1)	(5,393)	(306)	(294)	(280)	(207)
Capital assets, net (3)	3,735	3,596	3,413	3,290	2,653
Business-type:					
Change in net position	\$ 93	\$ 114	\$ 119	\$ 91	\$ 70
Total net position	3,280	3,357	3,243	3,124	2,844
Ending unrestricted net position (2)	239	363	344	325	186
Capital assets, net (3)	6,057	5,808	5,592	5,282	4,508

Key Observations:

- (1) The "Governmental" unrestricted net (deficit) position slightly increased annually from 2009-2014 and then significantly increased in 2015 due to the approximate \$5 billion net pension liability from the implementation of GASB 68
- (2) The "Business-type" unrestricted net position increased annually from 2012-2014, but decreased in 2015
- (3) "Capital Assets, net balances (both "Governmental" and "Business-type") have increased annually from 2009-2015

Financial Highlights – Governmental Tax Rate, Assessed Value and Debt (In Millions)

Definitions:

- The "Tax Rate" is the City's tax rate in total (per \$100 of valuation) with components for general fund or debt service shown separately
- "Taxable Assessed Valuation" is the total value of the City's tax base upon which the tax rate is levied
- Total "General Obligation Debt" is debt backed by the full faith and credit of the City

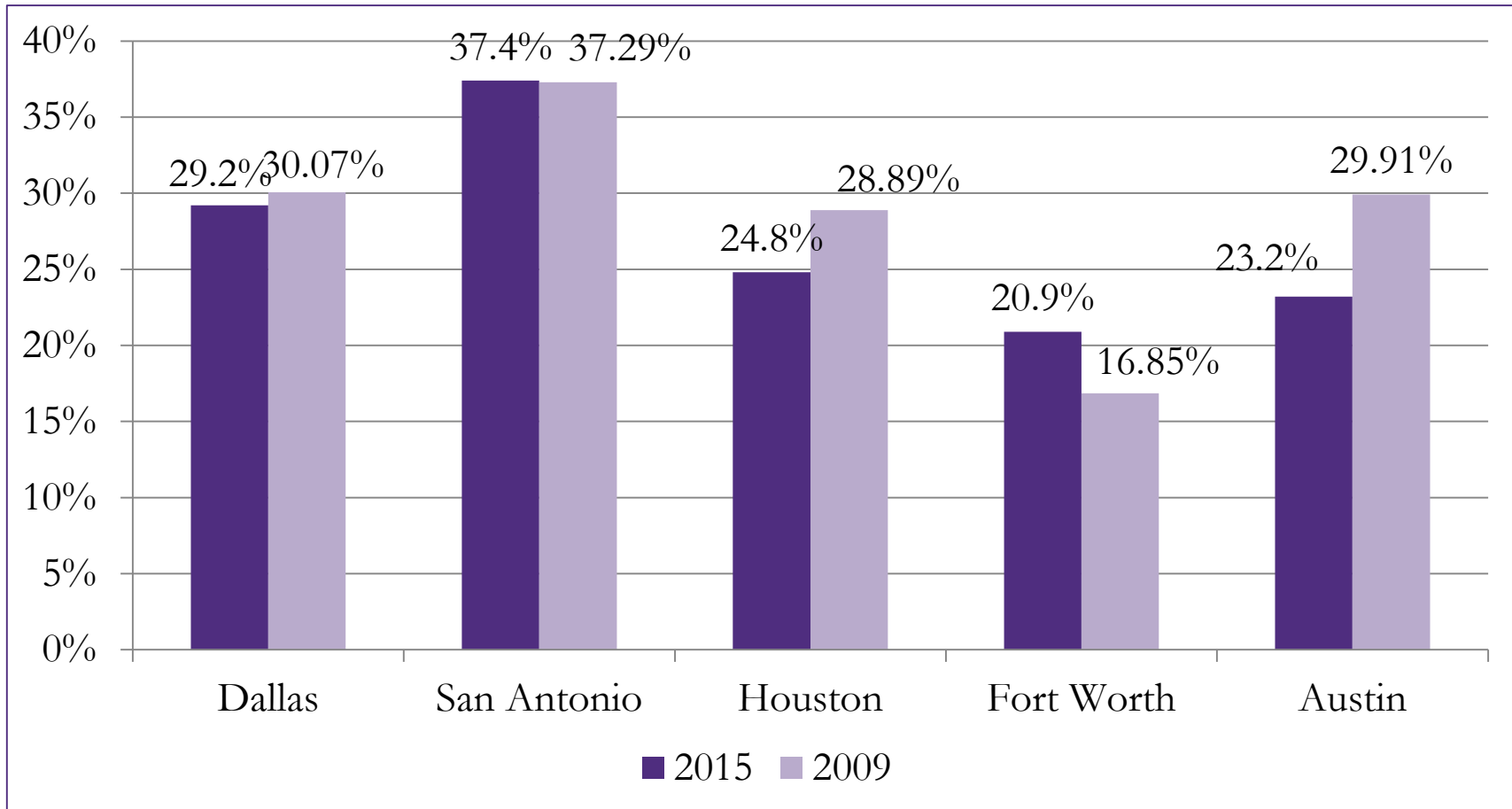
Financial Trends:

<u>Governmental:</u>	<u>2015</u>	<u>2014</u>	<u>2013</u>	<u>2012</u>	<u>2009</u>
Tax Rate (per \$100 valuation)					
Total (1)	\$ 0.7970	\$ 0.7970	\$ 0.7970	\$ 0.7970	\$ 0.7479
General Fund	0.5646	0.5601	0.5439	0.5379	0.5230
Debt Service (2)	0.2324	0.2369	0.2531	0.2591	0.2249
Taxable Assessed Valuation (in billions) (3)	\$ 93.1	\$ 87.3	\$ 83.7	\$ 82.0	\$ 90.5
Total General Obligation Debt (4)	\$ 1,406	\$ 1,236	\$ 1,353	\$ 1,292	\$ 1,512
Debt Service expenditures as a percentage of non-capital expenditures (5)	16.34%	15.10%	15.88%	17.50%	17.34%

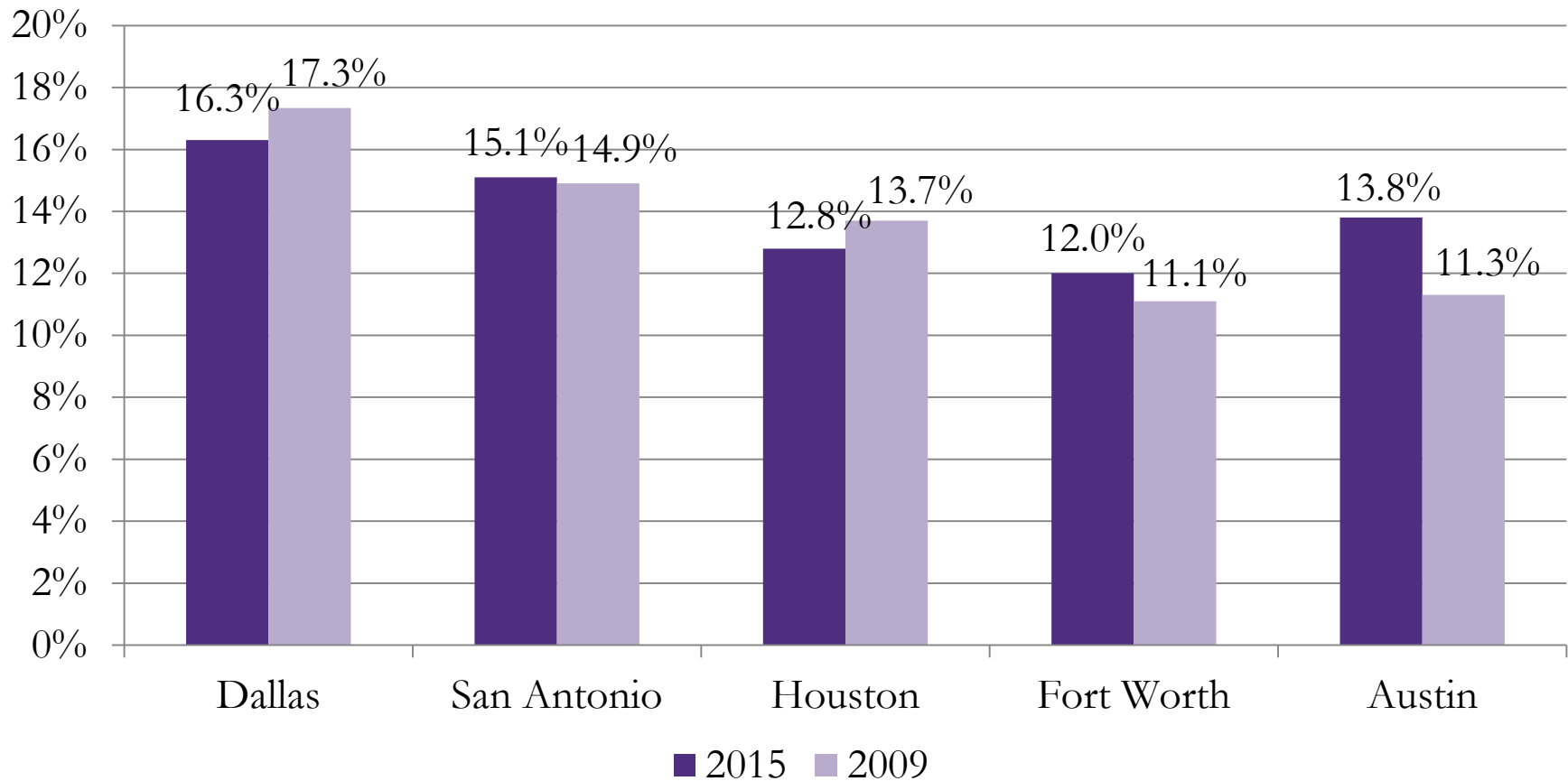
Key Observations:

- (1) The total tax rate remained unchanged from 2012-2015
- (2) The tax rate component for debt service increased annually from 2009-2012, then decreased annually from 2013-2015
- (3) The taxable assessed valuation increased annually from 2012-2015
- (4) Total General Obligation debt decreased annually from 2009-2012, increased in 2013, decreased in 2014, and increased in 2015
- (5) Debt service expenditures as a % of non-capital expenditures decreased from 2012-2014, and increased in 2015.

Debt Service Component of Tax Rate as a % of Total Rate



Debt Service Expenditures as a % of Non-Capital Expenditures



Financial Highlights – General Fund (In Millions)

Definitions:

- The General fund essentially accounts for all activities that are not required to be accounted for elsewhere
- Transfers in (out) of general fund, net reflects all transfers from (to) other funds of the City, net

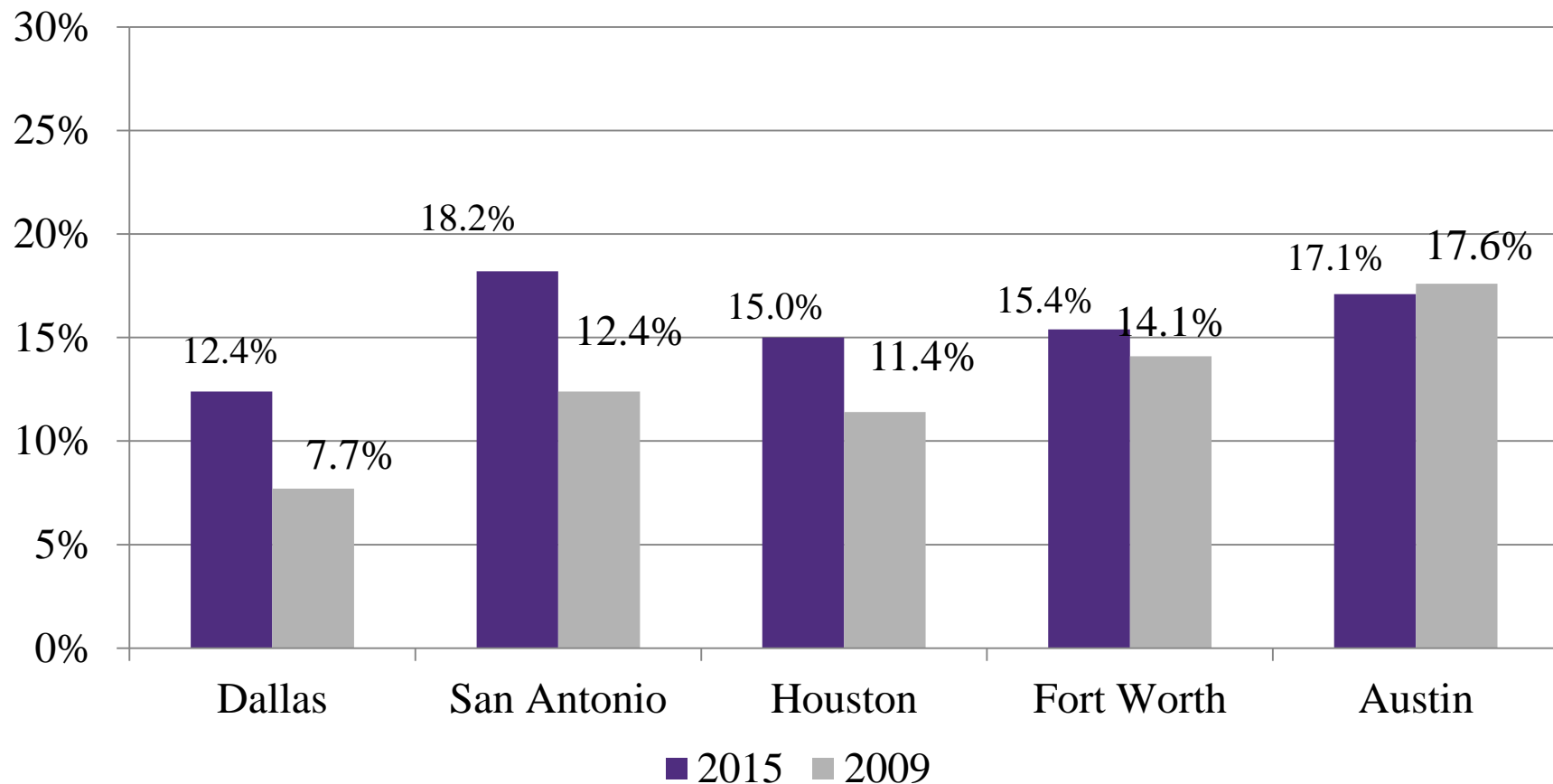
Financial Trends:

	<u>2015</u>	<u>2014</u>	<u>2013</u>	<u>2012</u>	<u>2009</u>
General Fund Balance: (1)					
Total	\$ 200.1	\$ 180.7	\$ 157.0	\$ 149.0	\$ 104.0
Unreserved/Unassigned	\$ 141.6	\$ 129.2	\$ 120.8	\$ 101.2	\$ 78.3
General Fund Expenditures (2)	\$ 1,138.8	\$ 1,091.9	\$ 1,022.5	\$ 974.6	\$ 1,015.5
Unreserved/Unassigned General Fund balance as a percentage of expenditures (1)	12.43%	11.84%	11.81%	10.38%	7.71%
Excess (deficiency) of revenues over (under) expenditures (3)	\$ 11.4	\$ 3.6	\$ 0.5	\$ 22.0	\$ (17.3)
Transfers in (out) of General Fund, net (4)	\$ 7.5	\$ 16.1	\$ 2.3	\$ 0.1	\$ (2.7)

Key Observations:

- (1) The General Fund Balance ("total" and "unreserved/unassigned" components) and the "unreserved/unassigned general fund balance as a percentage of expenditures" increased annually from 2009-2015
- (2) General Fund expenditures have remained relatively consistent from 2009-2015
- (3) Revenues were in deficit of expenditures in 2009, and have become in excess from 2012-2015
- (4) The transfers in (out), net of the General Fund was an out in 2009 and has been an in from 2012-2015.

Unassigned/Unreserved General Fund Balance as a % of General Fund Expenditures



Financial Highlights – Business-Type "Enterprise" Activities (In Millions)

Definitions:

- Income (loss) before transfers and contributions is essentially "operating income (loss)"
- Revenue bond coverage is "net revenues, as defined" divided by total debt service expenditures

Financial Trends:

	<u>2015</u>	<u>2014</u>	<u>2013</u>	<u>2012</u>	<u>2009</u>
Income (loss) before transfers and contributions:					
Dallas Water Utilities (4)	\$ 77.7	\$ 137.3	\$ 115.8	\$ 100.6	\$ 58.3
Convention Center*	6.9	(21.0)	(7.3)	(4.5)	(8.1)
Airport Revenue	7.3	(6.5)	(5.3)	13.2	7.5
Total Capital Assets, net (1)					
Dallas Water Utilities	\$ 4,601	\$ 4,391	\$ 4,211	\$ 3,987	\$ 3,513
Convention Center*	495	508	511	526	555
Airport Revenue	960	907	868	767	437
Revenue Bond Coverage:					
Dallas Water Utilities (2)	1.54	1.81	1.85	1.76	1.43
Convention Center* (3)	2	1.7	1.7	1.6	1.7
Airport Revenue	N/A	N/A	N/A	N/A	10.5

Key Observations:

- (1) Total Capital Assets, net increased annually between 2009-2015
- (2) Revenue Bond Coverage for Dallas Water Utilities increased in 2012, remained relatively consistent through 2014 and then decreased in 2015.
- (3) Revenue Bond Coverage for Convention Center has remained consistent from 2009-2014, with a slight increase in 2015
- (4) Dallas Water Utilities was lower in 2009 due to a particularly wet year, which resulted in lower water usage in the months that are typically hot and dry. Since, income has increased from 2012-2015

*The operations of the Convention Center include the Kay Bailey Hutchison Convention Center, American Airlines Center, Union Station, the City Fountain, and Office of Special Events,

Financial Highlights – Risk Funds, OPEB (Other Postemployment Benefits) Pension and Landfill Obligations (In Millions)

Definitions:

- The Risk funds account for the City's self-insured health, worker's compensation and general liability programs
- The net OPEB obligation is the actuarially-determined liability for benefits to be provided to retired employees
- The landfill closure and post-closure liability is estimated based upon percentage utilized

Financial Trends:

	<u>2015</u>	<u>2014</u>	<u>2013</u>	<u>2012</u>	<u>2009</u>
Internal Service Fund Balance (deficit): (1)					
Risk Funds fund deficit	\$ (51.5)	\$ (42.0)	\$ (52.2)	\$ (56.0)	\$ (94.7)
Risk Funds claims total liability	68.7	66.2	70.1	64.9	93.8
Risk Funds fund deficit as a % of total general fund balance (2)	25.74%	23.24%	33.25%	37.56%	91.10%
Net Other Post Employment Benefit "OPEB" obligation (3)	\$ 241.50	\$ 229.50	\$ 207.50	\$ 170.10	\$ 73.20
Landfill closure and post-closure liability (4)	\$ 35.80	\$ 34.57	\$ 33.20	\$ 32.00	\$ 31.70
Net Pension Liability (5)	\$ 5,601.61	\$ 5,091.63			

Key Observations:

- (1) The City's self-insured risk activities are essentially being funded on a "pay-as-you-go" basis
- (2) The Risk Funds fund deficit as a % of total general fund balance decreased from 2009-2014, and increased in 2015
- (3) The net OPEB obligation has increased annually 2009-2015, after accounting rules changed to require governments to reflect the liability beginning in 2008
- (4) The City's unfunded landfill closure and post-closure liability increased slightly from 2009-2015
- (5) New accounting rules, GASB Statement Number 68, required the City to accrue a liability on its financial statements for its unfunded pension benefit obligation. Implementation of GASB 68 was adopted during the fiscal year ending September 30, 2015. Beginning net assets were restated to show the affect of this in FY 2014.

Average Issuance Days of CAFR

	City	State	Population	City Year End	Opinion Issue Date	Auditor	Days to Issue
1	New York City	New York	8,175,133	6/30/2015	10/29/2015	Deloitte	121
2	Los Angeles	California	3,792,621	6/30/2014	3/31/2015	MGO	274
3	Chicago	Illinois	2,695,598	12/31/2014	6/30/2015	Deloitte	181
4	Houston	Texas	2,099,451	6/30/2015	12/2/2015	Finley, White & Co.	155
5	Philadelphia	Pennsylvania	1,526,006	6/30/2015	2/24/2016	Gerald V. Micciulla, CPA	239
6	Phoenix	Arizona	1,445,632	6/30/2015	12/18/2015	Grant Thornton	171
7	San Antonio	Texas	1,327,407	9/30/2015	3/2/2016	PS & Co.	154
8	San Diego	California	1,307,402	6/30/2015	12/8/2015	MGO	161
9	Dallas	Texas	1,197,816	9/30/2015	4/28/2016	Grant Thornton	211
10	San Jose	California	945,942	6/30/2015	11/16/2015	MGO	139
11	Jacksonville	Florida	821,784	9/30/2014	4/30/2015	McGladrey	212
12	Indianapolis	Indiana	820,445	12/31/2014	6/29/2015	BKD	180
13	San Francisco	California	805,235	6/30/2015	11/23/2015	MGO	146
14	Austin	Texas	790,390	9/30/2015	3/28/2016	Deloitte	180
15	Columbus	Ohio	787,033	12/31/2014	3/24/2015	Plante & Moran, PLLC	83
	Other						
16	Ft. Worth	Texas		9/30/2015	3/25/2016	Deloitte	177
	Dallas		211				
	Average TX (Excl. Dallas)		167				
	Average US (Excl. Dallas)		172				

(Population data obtained from latest 2010 Census Bureau information)

(Most recent CAFR data utilized via respective cities websites)

Technical Update - Adopted in Current Year

- GASB Statement No. 68 - "Accounting and Financial Reporting for Pensions-an amendment of GASB Statement No. 27"
 - Net pension liability to be recognized-unfunded obligation
 - The implementation resulted in a restatement of the City's net position at September 30, 2014 for the recording of the beginning net pension liability and the beginning deferred outflows of resources for contributions made after the measurement date
 - Effective for 9/30/2015 year-ends

- GASB Statement No. 71 - "Pension Transition for Contributions Made Subsequent to the Measurement Date an Amendment to GASB Statement No. 68"
 - The objective is to address an issue regarding application of the transition provision of Statement No. 68.
 - The implementation resulted in a restatement of the City's net position at September 30, 2014 for the recording of the beginning net pension liability and the beginning deferred outflows of resources for contributions made after the measurement date
 - Effective for 9/30/2015 year-ends

- GASB Statement No. 69 - "Government Combinations and Disposals of Government Operations"
 - The statement establishes accounting and financial reporting standards related to government combinations and disposals of government operations, which includes a variety of transactions referred to as mergers, acquisitions and transfers of operations
 - The implementation of this statement did not result in any changes to the City's financial statements
 - Effective for 9/30/2015 year-ends

Technical Update - Future Implementation

- GASB Statement No. 72 - "Fair Value Measurement and Application"
 - Guidance for determining a fair value measurement for financial reporting purposes.
 - Effective for 9/30/2016 year-ends

- GASB Statement No. 73 - "Accounting and Financial Reporting for Pensions and Related Assets That Are Not within the Scope of GASB Statement 68, and Amendments to Certain Provisions of GASB Statements 67 and 68"
 - Objective is to improve the usefulness of information about pensions included in the general purpose external financial reports of state and local governments for making decisions and assessing accountability.
 - Effective for 9/30/2016 year-ends

- GASB Statement No. 74 - "Financial Reporting for Postemployment Benefit Plans Other than Pension Plans."
 - Objective is to improve the usefulness of information about postemployment benefits other than pensions (other postemployment benefits or OPEB) included in the general purpose external financial reports of state and local governmental OPEB plans for making decisions and assessing accountability.
 - Effective for 9/30/17 year-ends.

Technical Update - Future Implementation (continued)

- GASB Statement No. 75 - "Accounting and Financial Reporting for Postemployment Benefits Other Than Pensions"
 - Objective is to improve accounting and financial reporting by state and local governments for postemployment benefits other than pensions (other postemployment benefits or OPEB).
 - Effective for 9/30/2018 year-ends

- GASB Statement No. 76 - "The Hierarchy of Generally Accepted Accounting Principles for State and Local Governments"
 - Objective is to identify the hierarchy of GAAP.
 - Effective for 9/30/16 year-ends.

- GASB Statement No. 77 - "Tax Abatement Disclosures"
 - Guidance requires governments that enter into tax abatement agreements to disclose the information about the agreements including description, amount, and commitments made by the government, other than to abate taxes, as part of the tax abatement agreement.
 - Effective for 9/30/17 year-ends.

Technical Update - Future Implementation (continued)

- GASB Statement No. 78 - "Pensions Provided Through Certain Multiple-Employer Defined Benefit Pension Plans"
 - Objective is to establish requirements for recognition and measurement of pension expense, expenditures, and liabilities; note disclosures; and required supplementary information for pensions
 - Effective for 9/30/2017 year-ends

- GASB Statement No. 79 - "Certain External Investment Pools and Pool Participants"
 - Objective is to establish additional note disclosure requirements for qualifying external investment pools that measure all of their investments at amortized cost for financial reporting purposes and for governments that participate in those pools
 - Effective for 9/30/16 year-ends.

- GASB Statement No. 80 - "Blending Requirements for Criteria Component Unit-An Amendment of GASB Statement No. 14"
 - Requires blending of a component unit incorporated as a not-for-profit corporation in which the primary government is the sole corporate member
 - Effective for 9/30/17 year-ends.

Technical Update - Future Implementation (continued)

- GASB Statement No. 81 - "Irrevocable Split-Interest Agreements"
 - Objective is to improve accounting and financial reporting for irrevocable split-interest agreements by providing recognition and measurement guidance for situations in which a government is a beneficiary of the agreement
 - Effective for 9/30/2018 year-ends

- GASB Statement No. 82 - "Pension Issues"
 - The Statement will address issues regarding the presentation of payroll-related measures in required supplementary information, the selection of assumptions and treatment of deviations from the guidance, and the classification of payments made by employers to satisfy employee contribution requirements
 - Effective for 9/30/17 year-ends.

Commitment to promote ethical and professional excellence

We are committed to promoting ethical and professional excellence. To advance this commitment, we have put in place a phone and Internet-based hotline system.

The Ethics Hotline (1.866.739.4134) provides individuals a means to call and report ethical concerns.

The EthicsPoint URL link

- Can be found on our internal Web site
- Can be accessed from our external Web site (https://secure.ethicspoint.com/domain/en/report_customer.asp?clientid=15191)

Disclaimer: EthicsPoint is not meant to act as a substitute for a city's "whistleblower" obligations.

Questions & Answers



This communication is intended solely for the information and use of management and the Budget, Finance, and Audit Committee of the City of Dallas and is not intended to be and should not be used by anyone other than these specified parties.



www.grantthornton.com

© Grant Thornton LLP

All rights reserved

Grant Thornton LLP is a member firm within Grant Thornton International Ltd. Grant Thornton International Ltd and the member firms are not a worldwide partnership. Services are delivered independently by the member firms.



Memorandum



CITY OF DALLAS

DATE June 3, 2016

TO Members of the Budget, Finance & Audit Committee: Jennifer S. Gates (Chair), Philip T. Kingston (Vice Chair), Erik Wilson, Rickey D. Callahan, Scott Griggs, Lee M. Kleinman

SUBJECT Mill Creek/ Peaks Branch/ State Thomas Drainage Relief Tunnel

On Monday, June 6, 2016, the Budget, Finance and Audit committee will be briefed on the Mill Creek/ Peaks Branch/ State Thomas Drainage Relief Tunnel.

Please let me know if you need additional information.

A handwritten signature in black ink, appearing to read 'Mark McDaniel'.

Mark McDaniel
Assistant City Manager

Attachment

c: The Honorable Mayor and Members of the City Council
AC Gonzalez, City Manager
Christopher D. Bowers, Interim City Attorney
Craig D. Kinton, City Auditor
Rosa A. Rios, City Secretary
Daniel F. Solis, Administrative Judge
Ryan S. Evans, First Assistant City Manager

Eric D. Campbell, Assistant City Manager
Jill A. Jordan, P.E., Assistant City Manager
Jeanne Chipperfield, Chief Financial Officer
Joey Zapata, Assistant City Manager
Sana Syed, Public Information Officer
Elsa Cantu, Assistant to the City Manager – Mayor & Council

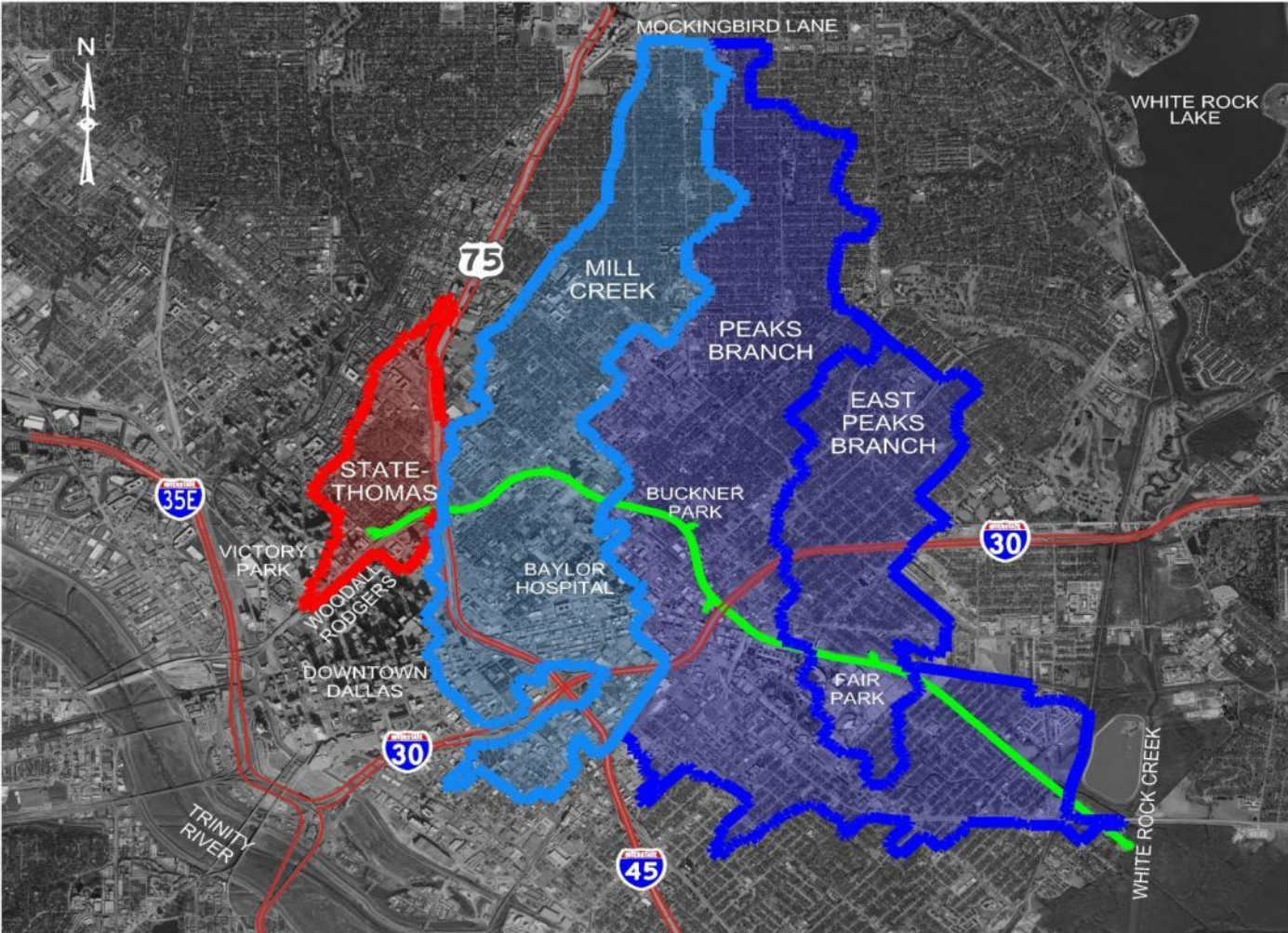
Mill Creek / Peaks Branch/ State Thomas Drainage Relief Tunnel

**Budget, Finance and Audit
Committee**

June 6, 2016



Mill Creek, Peaks Branch and State-Thomas Drainage Areas



Basin Characteristics

Basin Area

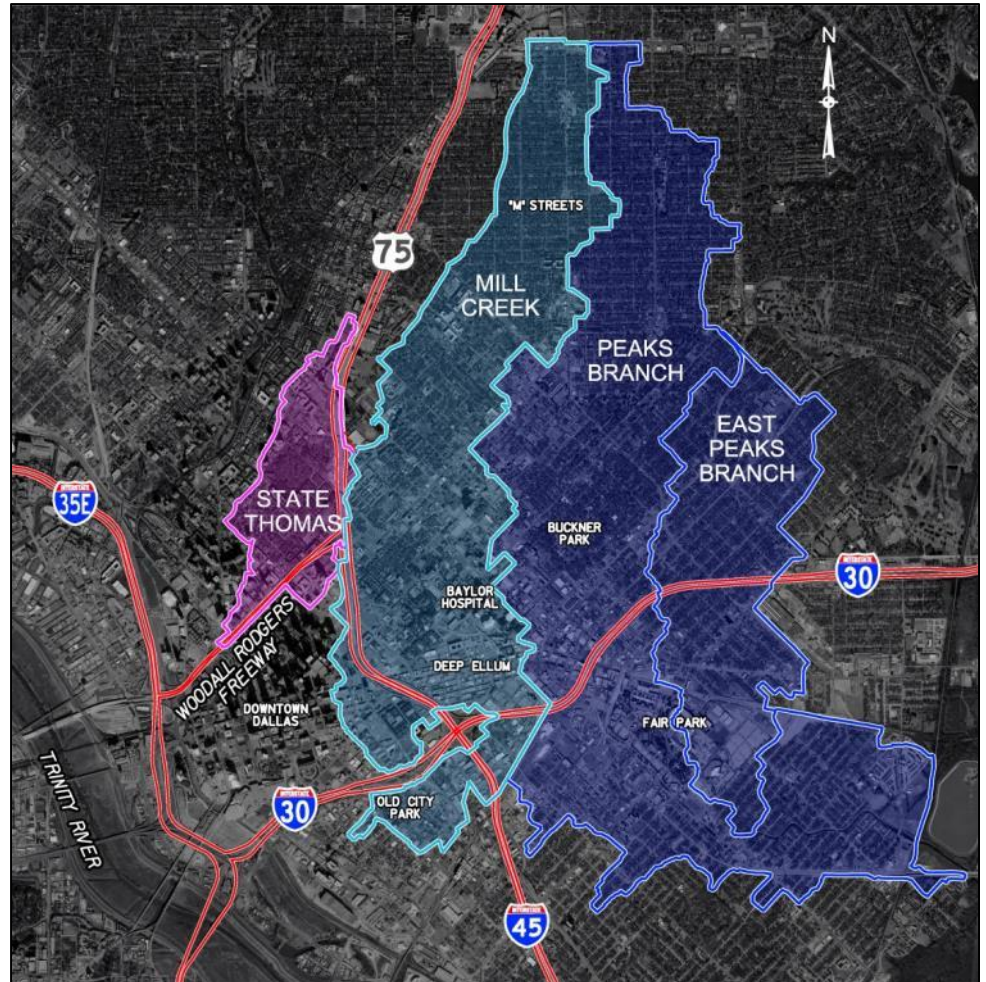
State-Thomas	–	450 acres
Mill Creek	–	2,200 acres
Peaks Branch	–	3,100 acres
East Peaks	–	1,100 acres

Land Uses

Upper Basin – Residential
Lower Basin – Commercial

What's in these basins?

IH-30
Old City Park
Deep Ellum
Fair Park
Baylor Hospital



Mill Creek, Peaks Branch and State-Thomas Drainage Areas

- Current drainage system constructed 50-70 years ago only provides approximately 2-5 year flood protection
- Major flooding in 1995, 2003, 2006 and 2009 resulted in:
 - Water depths were as deep as 9 feet
 - Loss of life – 13 individuals
 - Level 3 emergency service blocked by water
 - Damages to schools, residential and commercial properties
 - Closure of interstate highways
 - Water rescues by emergency personnel

Peaks Branch Flooding At Buckner Park - March 2006



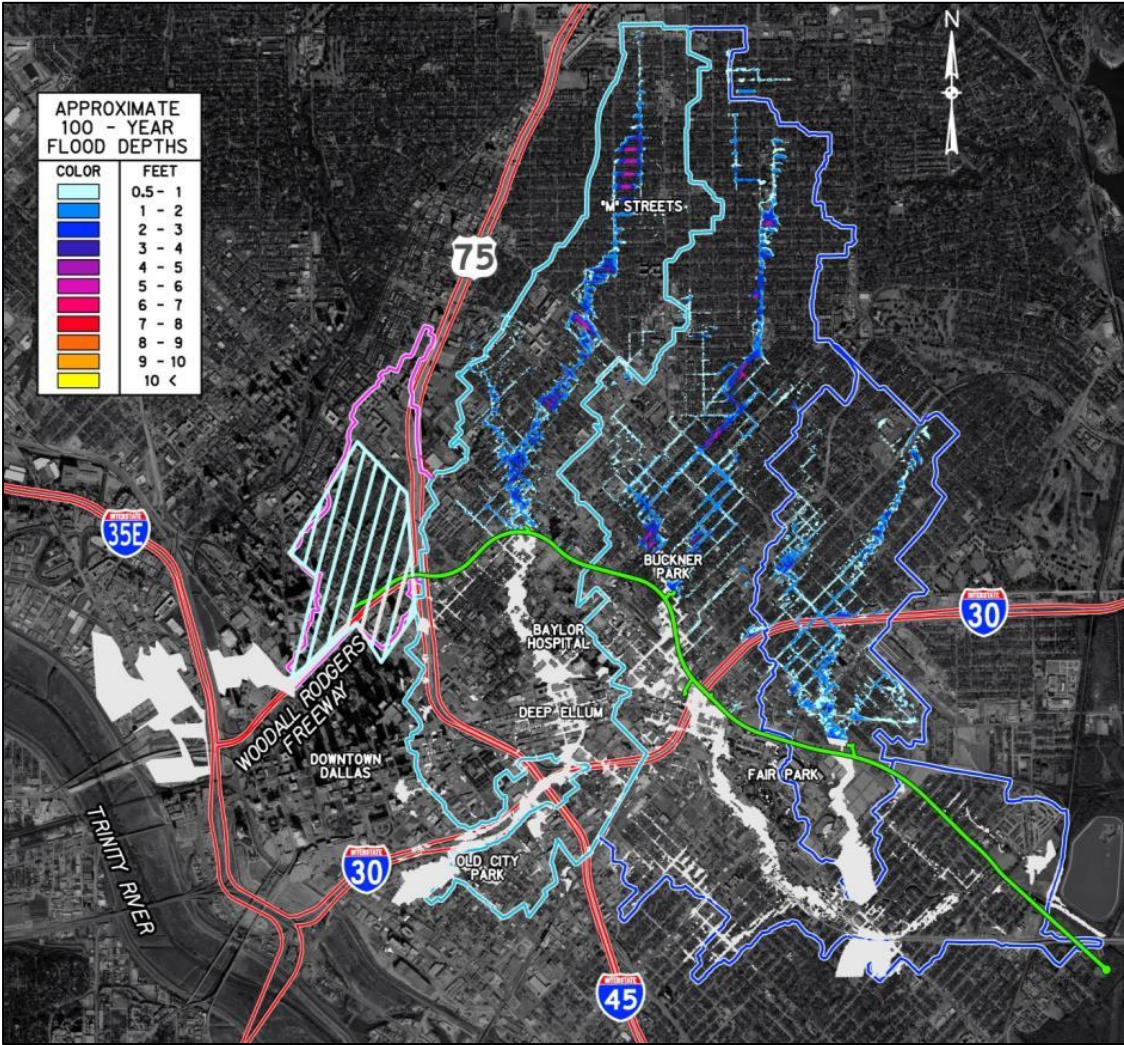
Worth Street Flooding in front of the Zaragoza Middle School

I-30 Flooding – March 2006



After Construction of the Drainage Tunnel – Areas Subject to 100-Year Flooding

Note:
Areas in gray, generally below the green tunnel alignment line, are removed from 100-yr flooding



Project Funding

Total Funding

\$319,000,000

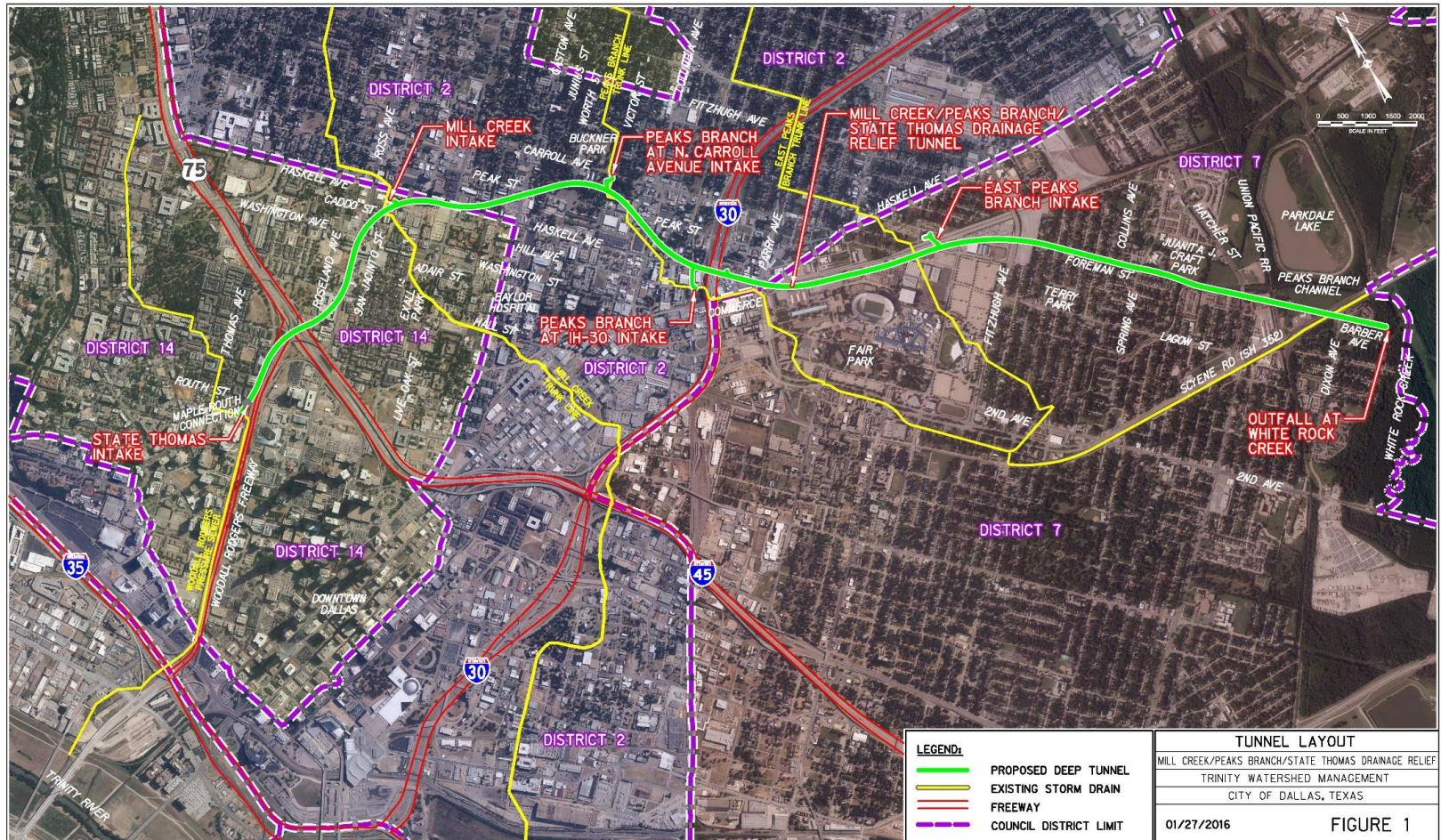
- 2006 Bond Program \$100,400,000
- 2012 Bond Program \$218,600,000



Project Information

- Provides 100-Year Flood Protection
- Construction Method – deep tunneling utilizing a tunnel boring machine
- Tunnel Dimensions
 - Diameter – 30 Feet
 - Depth – 70 Feet to 150 Feet
 - Length – 5 Miles
 - Volume – 160 Million Gallons
- Construction Duration – Approximately 5 years

Mill Creek/Peaks Branch/State-Thomas Drainage Tunnel



Consulting Firm Roles and Responsibilities

- Three engineering firms engaged :
 - Halff Associates (2007)– Design and limited support through the construction for reviews and clarifications required during project delivery
 - HNTB (2007)– Provide quality control reviews of design, specifications and bidding phase
 - Parsons (2015)– Construction Manager during bidding (Contract not renewed for the construction period)

Note: Black and Veatch has been presented for consideration to City Council to serve as Construction Manager during construction in lieu of previous consultant

Competitive Environment

- Approximately 5-8 projects of similar size and scope are advertised and awarded globally each year
- Bidding community is limited and highly specialized and generally bidders form joint ventures to compete and construct projects
- Timing of City's bid advertisement selected to maximize the number of bidders, to encourage a highly competitive market and to optimize bids

Factors in Bidding

- Tunnel construction industry accustomed to competing through a low bid process
- Low bid procurement process was utilized for the City's procurement
- State law does not allow for the pre-qualification of bidders for standard construction projects
 - Criteria was included as part of specifications to ensure bidders had prior experience with deep tunneling

Steps In Low Bid Process

1. Owner

- Provides plans and specifications designed and sealed by design engineer
- Advertises project after design is complete to receive sealed bids

2. Contractor

- Purchases plans and specifications in order to prepare bids
- Submits sealed bids at the time and date specified with proper documentation and form

3. Owner

- Receives and opens sealed bids packages
- Tabulates bids, verifies contractors' required documents, qualifications and checks references
- Announces bid results and starts the construction award process

Bid Schedule

- Held meeting (with live streaming) to encourage M/WBE participation on September 18, 2015
- Advertised project September 23, 2015
- Held pre-bid meeting October 6, 2015
- Received bids on December 18, 2015
- Consultants and staff performed due diligence December 2015 – April 2016

Bids Received

Engineer's Construction Estimate: \$257,000,000

- ~~▪ *Odebrecht Contracting, Inc.* \$189,246,994~~
- Southland/Mole \$209,537,742
- Salina/Healy/MCM \$222,079,002
- Archer Western \$234,862,217
- Mill Creek Tunnel Constructors \$262,324,360
- Dragodos/Pulice \$280,121,521

*Bidder deemed non-responsible due to lack of tunnel experience

Low-Bid Criteria*

- Cost - Primary consideration
- Responsive
- Responsible

*Criteria detailed in:

Project Specifications

NCTCOG Public Works Standard Specifications

City of Dallas Addendum

Responsive Bids Include

- Tabulation of bid
 - Accurate and complete
 - No unsolicited conditions or qualifications
- Forms
 - Required unaltered forms submitted with bid
 - Correct and complete

Responsible Bids Require

- Financial Capability
 - Bonds - ability to secure satisfactory bonds
 - Insurance – provide required insurance
- Experience
 - Same nature and magnitude of project
 - Management and personnel experience
- Safety Record
 - Safety Affidavit including Safety Experience Modifier Rate
 - OSHA safety record

Responsible Bids Also Require

- **Prior Performance**
 - References relating to past performance
 - Post-construction evaluations on prior city projects, if applicable
- **MWBE Performance**
 - Compliance with City's "Good Faith Effort Plan"
 - Meets BID goals
- **Environmental Record**
 - Satisfactory record of compliance
 - City construction inspection reports

Bid Review - Responsive

- Five bids were responsive during the initial review of the bid packages
- The apparent lowest bid (Odebrecht Construction, Inc.) had irregularities and contractor errors requiring clarification in order to be responsive:
 - One line item did not total
 - Contractor-generated bid forms omitted words
- Odebrecht Construction, Inc. met with staff and upon clarification, deemed responsive

Bid Review - Responsible

- City consultants reviewed three* lowest bids based on information submitted by contractors December 18, 2015
- Reports issued in January and February stated the bidders could perform work:
 - Identified items for City to consider including items such as the safety records, insurance and key personnel assigned to the project by the bidders

*HNTB only evaluated lowest two bidders

Bid Review - Responsible

- City staff reviewed reports provided by consultants and bid packages submitted by the contractors
- City staff also talked with project owners represented in the bid packages and researched the contractors
- Staff did not document all due diligence activities (as noted in the audit report)

Bid Review - Responsible

- Due to amount of time between the bid opening and the on going due diligence, a briefing was presented to City Council on February 17, 2015
 - Presented project information in open session
 - Provided legal advice in executive session

Non-Responsible Bidder

- Odebrecht Construction, Inc. was asked to clarify several items including their business structure. Their response stated:
 - “Operates as its own independent business with its own officers and board of directors”
 - “Clear separation and independence of management”
- As a result, only the transportation experience provided was considered, not the tunneling experience of other Odebrecht subsidiaries
- Odebrecht Construction, Inc. was deemed non-responsible on March 14, 2016 due to lack of direct tunnel experience

Lowest Responsible Bidder

- Prior work performed by consultants was utilized to move forward with Southland Mole JV as the apparent low bidder
- City staff performed additional research as recommended by consultants
- Construction award packages were sent to the City Attorneys Office for preparation and City Council consideration
- On April 13, 2016 the City Council requested an audit of the procurement process

Audit Responses

- Several departments worked together to provide information, clarification and responses during the audit process
 - Audit focus was on process, not technical capabilities of bidders
- The following slides provide responses to the exceptions noted in the audit

Audit Responses

Procedure 11 - Verify TWM's evaluation of the three lowest bids received for the areas described in the bid specifications including the contractor's: (a) financial capability; (b) contractor experience; (c) safety record; (d) prior contract performance; and, (e) environmental record.

Exception:

2) The eventual low responsible bidder, Southland Mole Joint Venture (Southland Mole), was not included in the additional analysis.

Management Response:

2) Additional analysis was performed.

- On or about January 9, 2016, staff telephoned and requested both Parsons and Halff to provide analysis of the three lowest bidders.
- Requested information was received from Halff on January 14 and March 1 and from Parsons on February 12 and February 29. This information was used by staff to perform additional due diligence via meetings and calls with project owners and city attorney's office.

Audit Responses

Exception:

3) TWM did not perform those recommended reviews.

Management Response:

3) Reviews were conducted.

- Halff and Parsons both reviewed the safety records; Halff provided additional safety reviews on March 1, 2016.
- TWM reviewed all contractors' insurance certificates, safety affidavits with Safety Experience Modifier Rate (EMR), and payment and performance bonds submitted. All were found to be in compliance with OSHA safety standards and the City's Risk Management requirements.
- EMR scores shown on safety affidavits of all contractors are less than 1 for the two lowest bidders, which is better than industry average and the third lowest was at a 1 which is the industry average.

Audit Responses

Procedure 11 - b) Contractor Experience

Exception:

1) With the exception of one Oscar Renda Contracting pump station project reviewed by Parsons, there is no documentation showing TWM's analysis of Southland Mole's performance relative to the 10 criteria identified in the bid specifications.

Management Response:

1) Analysis was performed.

- TWM staff directed the three consultants to review the experience records of the three lowest bidders for the last ten years on December 28, 2015 and February 23, 2016.
- The experience requirement was determined acceptable and meets the intended goals and objectives of the specification as documented by all three consultants' reports.
- Written reports from all consultants include determination that Southland Mole JV and Saline Imperil / Healy / MCM JV were responsible.
- Information was used by staff to perform additional due diligence via meetings with owners and city attorney's office.
- Written documentation is contained in project files for completion of satisfactory work on projects which TWM staff has previous experience with Oscar Renda Contracting as a prime and Southland as a tunneling subcontractor 1991 until 2012. (Refer to separate schedule.)

Audit Responses

Procedure 11 - d) Prior Contract Performance

Exception:

1) There is no documentation showing TWM's analysis of Southland Mole's performance relative to the 10 criteria identified in the bid specifications.

Management Response:

- 1) TWM has no prior experience with Southland Mole JV, but TWM staff has experience with direct oversight on five City projects involving tunneling with Southland as a subcontractor to Oscar Renda Contracting and several more tunneling projects with Oscar Renda Contracting as a prime from 1991 until 2012, tunneling projects. Southland Mole JV leadership is identical to Oscar Renda Contracting, Inc. (Refer to separate schedule.)
- As noted in 11 – b), Southland Mole staff have also worked for Oscar Renda Contracting with the City on two pump station projects more complex than the one for this project as well as water treatment plant facility work, performing satisfactorily on all projects.
- Oscar Renda Contracting, Inc. has been awarded twelve contracts (from May 27, 2006 to May 27, 2016) for a total of \$450,119,656, with eight contract increases for a total of \$3,101,492 and one contract amendment with no cost consideration to the City. The change orders with the City are less than one percent of the amount originally awarded, which is well below the industry standard of 3 to 5 percent.

Audit Responses

Procedure 13- Verify the contracts TWM had with three consulting firms (participating in the procurement evaluation) included conflict of interest policies or disclosure requirements. If so, determine if those policies or requirements were properly followed.

Exception:

1) None of the contracts with the three consulting firms participating in the procurement evaluation mentioned conflict of interest with a bidder. The only conflict of interest wording in the contracts was the standard wording covering conflict of interest of City officials and employees quoted from City Charter Chapter XXII Sec. 11

Management Response:

- 1) Current City Charter nor the City Code prohibit a City consultant from having a prior or current business relationship with another party involved with the project.
 - However, the City contracts with the consultants did include provisions to address conflicts of interests related to City officials and employees from having a financial interest in a contract with the city or being financially interested in the sale to the City of any land, materials, supplies, or services; and consultant offering or agreeing to confer any benefit on a City official or employee.
 - Supplemental agreements with the consultants would also initiate compliance with January 2016 implementation of HB1295 which requires business entities provide a Disclosure of Interested Parties to governmental entities when entering into a contract with the governmental entity.
 - Both individuals and firms licensed to practice engineering are governed by the State of Texas Board of Professional Engineers. Parsons Environmental and Infrastructure, selected by the City to perform Construction Management Services is registered in the State of Texas, as well as several of their staff members who served as client representatives for the Construction Management.
 - The Texas Engineering Practice Act and related Practice Rules require both Engineers and Engineering Firms to engage in all professional and business activities in an honest and ethical manner, and to disclose possible conflicts of interest to a potential or current client or employer upon discovery of the possible conflict.

Audit Responses

Procedure 14 - Determine whether TWM had conflict of interest policies or disclosure requirements in place for the bidding companies. If so, determine if those policies or requirements were properly followed.

Exception:

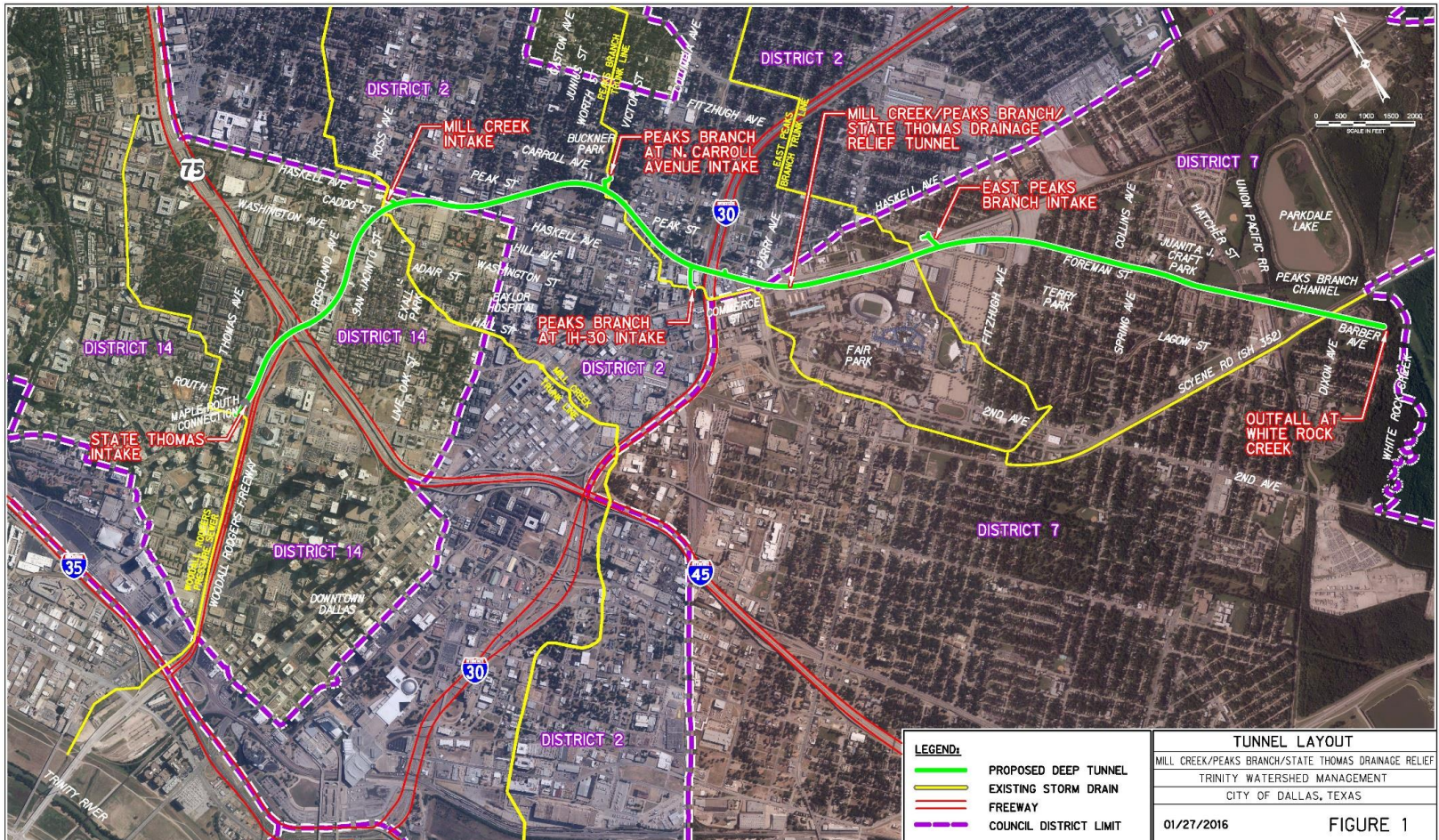
1) There were no conflict of interest policies or disclosure requirements stated in the bid requirements provided to the bidding companies.

Management Response:

1) Current City Charter nor the City Code prohibit a City consultant from having a prior or current business relationship with another party involved with the project.

- However, the City contracts with the consultants did include provisions to address conflicts of interests related to City officials and employees from having a financial interest in a contract with the city or being financially interested in the sale to the City of any land, materials, supplies, or services; and consultant offering or agreeing to confer any benefit on a City official or employee.
- Additionally, the specifications for the project include references to the conflict of interest for bidding companies in both the forms showing the standard contract language as well as the Standard Specification for Public Works Construction – North Central Texas Item 107.1 describes Contractor Independence.

Questions



Appendix

May 1995 Flood

Dallas Morning News Front Page May 7, 1995

- Fair Park
- Old City Park
- Flooding businesses and homes
- Baylor Emergency Room closed - flood damage \$5M
- IH 30 closed due to high water

16 deaths blamed on storm



4 missing after floods; 100 hurt

By Randy Lee Lefeb and Nora López
of The Dallas Morning News

The stunning violence of the latest spring storm to slam through the Dallas area became clear Saturday. At least 16 people were dead and as much as \$400 million worth of property damaged after Friday night's rampage.

Among the victims of one of the area's deadliest, most destructive storms in history were five members of an Oak Cliff family who drowned when floodwaters swamped away their car.

At least seven people drowned in other flooded areas. A lightning-caused fire killed a Dallas woman, and a lightning strike killed an Irving boy. Late Saturday, at least four people were missing and feared dead. Late Saturday, rescuers continued going through a

Please see 16 DEATHS on Page 2A.

911 response times criticized

By Nora López and Jason Siskles
of The Dallas Morning News

During Friday's devastating rain and hail, hundreds of motorists were stranded in city streets submerged under several feet of water. Roads collapsed under the weight of heavy rain. Practise watched in horror as loved ones were swept away in storm drains.

Nearly all turned to 911 for help. Many times, all they got was a busy signal.

City officials said the demand for city services was so great late Friday that the calls simply overloaded the 911 system, resulting in busy signals and delayed response times of up to an hour.

"In practice, we train. We study. And we prepare. Please see CALLERS on Page 2A.

The Dallas Morning News Michael Armstrong

Paul Griffin on Saturday examines some of the damage inflicted on cars at Fair Park during Friday's storm.

Lives lost, families torn

Storm victims from all walks of life, neighborhoods

By Bill Minutaglio
of The Dallas Morning News

In her neighborhood, the teacher who had proudly posed for a recent photo with her young students. The family on fire swept away as they headed for a restaurant.

One woman was saved from the flooding — only to be regarded who quietly cared for the animals. Please see VICTIMS on Page 2A.

NORTH TEXAS STORMS			
■ Storm makeup	25A	■ Closings	25A
■ Worst storms	25A	■ TV coverage	25A
■ The damage	25A	■ Effect on voting	25A
■ How to help	25A	■ Drainage woes	25A
■ Vigorites	25A	■ Fair Park	25A
■ PW's damage	25A	■ Driving tips	25A
■ Business impact	25A	■ Weather	24B

Mill Creek and Peaks Branch History

- Underground Storm Sewer Construction - 1930s
- May 1995 Flood
- March 2006 Flood
- September 2007 Flood



March 2006 Flood



- Widespread flooding throughout Dallas
- March 19th rainfall totals as high as 9.8” in Old East Dallas
- Extensive street, structure and vehicle flooding in East Dallas



Procedures	Results	Exceptions	Management Response
<p>Procedure 11 - Verify TWM's evaluation of the three lowest bids received for the areas described in the bid specifications including the contractor's: (a) financial capability; (b) contractor experience; (c) safety record; (d) prior contract performance; and, (e) environmental record.</p>	<p>1) The TWM used bid evaluations performed by three separate consultants (Parsons, HALFF, and HNTB) (1) to assess the lowest bids. These consultants identified issues related to contractor experience, safety record, and prior contract experience. The TWM's analyses of the identified issues were not consistently performed for the three lowest bidders, and the related decisions were not consistently documented.</p> <p>Consultant recommendations to perform additional analysis were not always followed or were not always followed for all bidders. For example:</p>		<p>1) The procurement of this project was performed in accordance with low bid contracting policies which utilizes price first, then determination of responsiveness (correct forms and correct tabulation), then determination of responsible which, as provided in the specifications, may include elements such as integrity, experience factors, financial capability, environmental record, or safety. These determinations are at the discretion of the owner.</p>
	<p>2) When HNTB recommended the City review both Odebrecht and Southland Mole for the following five areas for follow-up in its January 8, 2016 report, the City directed Parsons to conduct that analysis for only the low bidder at the time, Odebrecht:</p> <p>a. Key people and their commitment to this project</p> <p>b. Ability to meet Minority Business Enterprises (MBE) requirements in the past and explanation of how they will meet requirements for this project</p> <p>c. Current workload of the company and commitment of resources to this project for the duration</p> <p>d. Documentation showing bid price vs. final price on similar previous projects</p> <p>e. Litigation history on similar projects, including a brief description of the allegations and current status</p>	<p>2) The eventual low responsible bidder, Southland Mole Joint Venture (Southland Mole), was not included in the additional analysis.</p>	<p>2) Additional analysis was performed.</p> <ul style="list-style-type: none"> On or about January 9, 2016, staff telephoned and requested both Parsons and Half to provide analysis of the three lowest bidders. Requested information was received from Half on January 14 and March 1 and from Parsons on February 12 and February 29 (as noted in footnote). This information was used by staff to perform additional due diligence via meetings and calls with project owners and city attorney's office as noted in the detail below.
	<p>3) When HNTB recommended the City use safety, risk, or insurance consultants to evaluate the three low bidders or to directly request safety and experience information from the three low bidders on February 29, 2016.</p>	<p>3) TWM did not perform those recommended reviews.</p>	<p>3) Reviews were conducted.</p> <ul style="list-style-type: none"> Half and Parsons both reviewed the safety records; Half provided additional safety reviews on March 1, 2016. TWM reviewed all contractors' insurance certificates, safety affidavits with Safety Experience Modifier Rate (EMR), and payment and performance bonds submitted. All were found to be in compliance with OSHA safety standards and the City's Risk Management requirements. EMR scores shown on safety affidavits of all contractors are less than 1 for the two lowest bidders, which is better than industry average and the third lowest was at a 1 which is the industry average. See also 11-c regarding safety record examination.

1 Parsons - Conducted evaluations of Odebrecht, Southland Mole, and Salini Impregilo
HALFF - Conducted evaluations of Odebrecht, Southland Mole, and Salini Impregilo
HNTB - Conducted evaluations of Odebrecht and Southland Mole

Procedures	Results	Exceptions	Management Response
<p>Procedure 11 - b) Contractor Experience</p>	<p>1) Parsons and Half raised concerns about Southland Mole's on-time performance, budget performance, project completion, and commitment to safety on its past projects.</p>	<p>1) With the exception of one Oscar Renda Contracting pump station project reviewed by Parsons, there is no documentation showing TWM's analysis of Southland Mole's performance relative to the 10 criteria identified in the bid specifications.</p>	<p>1) Analysis was performed.</p> <ul style="list-style-type: none"> TWM staff directed the three consultants to review the experience records of the three lowest bidders for the last ten years on December 28, 2015 and February 23, 2016. The experience requirement was determined acceptable and contractor meets the intended goals and objectives of the specification as documented by all three consultants' reports. Written reports from all consultants include determination that Southland Mole JV and Salini Impregilo / Healy / MCM JV were responsible. Information was used by staff to perform additional due diligence via meetings with owners and city attorneys office. <p><i>• Written documentation is contained in project files for completion of satisfactory work on projects which TWM staff has previous experience with Oscar Renda Contracting as a prime and Southland as a tunneling subcontractor 1991 until 2012, (examples include Elm Fork Water Treatment Plant Raw Water Pipeline with tunneling under IH-35 and a DART transit rail, Bachman Water Treatment Plant Raw Water Pipeline with tunneling under State Highway 354/Harry Hines Blvd. and a DART transit rail, Lake Fork Raw Water Pipeline Contracts 3, 4 and 5).</i></p>
<p>Note: The bid specifications stated, "The BIDDER shall submit the documentation listed below along with their bid:</p>	<ul style="list-style-type: none"> The Parsons' review stated Southland Mole JV: <ul style="list-style-type: none"> 2) Provided a total of five tunnel projects. As only three were requested, reference checks were limited to the first three. The first reference does not meet the 20' minimum diameter requirements. Review of documentation provided for the remaining (2) tunnel projects indicates neither meet the minimum 20' diameter requirement. 		<p>2) Southland Mole JV provided five tunnel examples and demonstrated their experience with excavated tunnels of varying degrees of complexity as documented by Half and HNTB. The requirement for experience with 20' is satisfied. As noted by the Auditor's report, Parsons selectively reviewed only a part of their experience. Additional diligent review verified that Southland Mole JV's experience meets the intended requirement, is acceptable and meets the intended goals and objectives of the specification.</p>
<p>a. Three (3) examples of tunnel projects completed by the contractor with excavated tunnel diameters of over 20 feet.</p>			
<p>b. Three (3) examples of shaft excavation projects completed by the contractor with shaft excavations over 20 feet in diameter.</p>			
<p>c. Three (3) examples of pump station projects completed by the contractor or subcontractor with multiple submersible pumps, at least one of which has one or more pumps with 8-inch or larger outlets."</p>	<p>3) No referenced project included submersible pumps. All references were for Oscar Renda Contracting who was not identified as part of the joint venture.</p>		<p>3) Southland Mole JV staff also work for Oscar Renda Contracting. Oscar Renda Contracting has successfully built several pump stations, including two for the City: Cadiz Street Replacement and Camp Wisdom Pump Stations, both with more complex pumps than the ones for this project. Oscar Renda Contracting has also successfully built highly complicated water and wastewater treatment plant facilities for the City. This experience was determined to be relevant and deemed acceptable.</p>
	<p>4) The owner representative noted that there were a number of quality issues and inconsistencies in the quality of work throughout the project. The contractor was reported as not correcting all deficiencies in a timely manner, but eventually correcting all items.</p>		<p>4) This is Reference No. 1 - Lake Mead Intake Tunnel Number Three and the issues were resolved per Parson's February 12 report.</p> <ul style="list-style-type: none"> TWM staff contacted this reference following Half's findings and found that the owner is satisfied with Southland's work. No non-conformance items were documented on this 5 year project.
	<p>5) The owner representative stated the work was completed later than scheduled finish date resulting in liquidated damages being assessed against the contractor.</p>		<p>5) Staff did verify with owner that liquidated damages were assessed without recourse to any formal process; however, owner is satisfied with the work.</p>
	<p>6) The owner representative reported that there was a claim by contractor employees that they were not paid the wages that they were owed. The owner commented that the State Labor Commission ruled in favor of the employees and the contractor is currently appealing the case.</p>		<p>6) Southland Mole JV provided an unsolicited response to the audit report issued by the City Auditor with the update below:</p> <ul style="list-style-type: none"> Complainants recanted and withdrawn from the Office of Labor Commissioner. Matter was vacated and dismissed.

Procedures	Results	Exceptions	Management Response
	7) HALFF reviewed a Southland Mole JV project encountering \$28 million in construction change orders due to encountering methane gas.		7) The Parsons February 12, 2016, report addressed this issue. <ul style="list-style-type: none"> • Unforeseen site conditions were encountered during construction and methane gasses had to be addressed. • Owner agreed to this change and this issue is not a reflection on their work quality. • Additionally, the city's design for our project has addressed the potential discovery of dangerous gases during construction and this experience is valuable to the City.
	8) Another Southland Mole project HALFF reviewed was generally performed according to expectations, but was delivered late and a contractor's claim regarding different site conditions was settled after it was heard in a disputes review board.		8) Resolution of these types of construction issues are normal in construction and a dispute review board is also a standard in the tunneling industry, established to evaluate and negotiate these types of issues on tunneling projects. <ul style="list-style-type: none"> • This process is also included as part of the tunnel project. • The issue was settled out of court and the owner reported that differing site conditions from the design were found and the processes in place worked as intended and there were no concerns related to the project.
Procedure 11 - c) Safety Record	1) Southland Mole's safety violations (2) appear to exceed the threshold stated in the bid specifications. Specifically, the Bid specifications stated the Occupational Safety and Health Administration (OSHA) record shall reflect no more than six serious safety violations, none of which may be repeats, or three willful violations, none of which may be repeats, in the six preceding years. Similar safety violations in City construction inspections reports will be considered the same as an OSHA violation		1) Safety records were examined. Per Addendum #2, issued November 2, 2015, requiring only all members of a joint venture to provide safety records. On February 23, 2016, TWM staff directed the three consultants to review the safety records of Southland Mole JV. <ul style="list-style-type: none"> • TWM staff reviewed the reports provided by Parsons and Halff (HNTB declined to provide one) and found Southland Mole JV to be in compliance with the specifications. In its review, TWM staff considered only "closed" cases that reported by OSHA in the last six years as required in the specifications. • Southland Mole JV had 6 violations that were closed on the date of the bid submission, no willful or repeats. • City and Halff discussed the safety findings and whether open or closed should be counted and determined based on OSHA's website that open cases had not been resolved and were subject to change, that this was not to be included on any contractor. • Additional calls to OSHA office in Ft. Worth during the audit confirmed this approach. • OSHA violations that have an "open" status were not considered because the type and number of violations are subject to change and may be dismissed.
	2) The HALFF review showed Southland Mole and its Joint Venture partners combined for 18 serious Occupational Safety and Health Administration (OSHA) violations in the past six years, ten of which were closed, eight of which were open (3). In addition, there was one open repeat violation and one closed willful violation.		2) See above.
	3) The Parsons Review also identified 18 serious violations, one open repeat violation, and one closed willful violation during the period, but had some differences. It said two of the serious violations included in the HALFF report as opened on December 10, 2015 were issued in 2016, after the bid opening date. It included two more closed serious violations from a Southland Tutor Perini Joint Venture not included in the HALFF report. The Parsons review noted all open violations were being contested.		3) See above.

2 Source: Occupational Safety and Health Administration. Willful -A willful violation exists under the OSHA Act where an employer has demonstrated either an intentional disregard for the requirements of the OSHA Act or a plain indifference to employee safety and health. Serious- A serious violation shall be deemed to exist in a place of employment if there is a substantial probability that death or serious physical harm could result from a condition which exists, or from one or more practices, means, methods, operations, or processes which have been adopted or are in use, in such place of employment unless the employer did not, and could not with the exercise of reasonable diligence, know of the presence of the violation. Repeated- An employer may be cited for a repeated violation if that employer has been cited previously, within the last five years, for the same or a substantially similar condition or hazard and the citation has become a final order of the Occupational Safety and Health Review Commission. A citation may become a final order by operation of law when an employer does not contest the citation, or pursuant to court decision or settlement.

3 OSHA violations remain "OPEN" until the employer has demonstrated compliance and paid any monetary penalties, or until the violations are dismissed through the appeals process.

Procedure 11 - d) Prior Contract Performance

1) Southland Mole had prior contractor experience with the City. Criteria as stated in the bid specifications:

The Contractor's Post-Construction Evaluations on the prior work for the City must reflect a record of having:

- a. A satisfactory record of paying subcontractors and suppliers on time
- b. Provided timely and accurate scheduling information as required by the contract documents
- c. Provided a quality of work consistent with the contract documents
- d. Protected the public during the construction of the project
- e. Corrected deficiencies in a timely and satisfactory manner
- f. Responded to warranty problems in a timely and satisfactory manner
- g. Provided insurance updates and notices

1) There is no documentation showing TWM's analysis of Southland Mole's performance relative to the 10 criteria identified in the bid specifications.

1) TWM has no prior experience with Southland Mole JV, but TWM staff has experience with direct oversight on five City projects involving tunneling with Southland as a subcontractor to Oscar Renda Contracting and several more tunneling projects with Oscar Renda Contracting as a prime from 1991 until 2012. Southland Mole JV leadership is identical to Oscar Renda Contracting, Inc.

These projects include:

- Elm Fork Water Treatment Plant Raw Water Pipeline with tunneling under IH-35 and a DART transit rail.
- Bachman Water Treatment Plan Raw Water Pipeline with tunneling under State Highway 354/Harry Hines Blvd. and a DART transit rail.
- Lake Fork Raw Water Pipeline, Contracts 3, 4 and 5, each of the three Lake Fork Pipeline Contracts required tunneling under all State Highways along the twenty eight mile alignment – the projects were completed satisfactorily meeting the performance measures in the bid specification on prior projects with the City.

•As noted in 11 – b), Southland Mole staff have also worked for Oscar Renda Contracting with the City on two pump station projects more complex than the one for this project as well as water treatment plant facility work, performing satisfactorily on all projects.

•Oscar Renda Contracting, Inc. has been awarded twelve contracts (from May 27, 2006 to May 27, 2016) for a total of \$450,119,656, with eight contract increases for a total of \$3,101,492 and one contract amendment with no cost consideration to the City. The change orders with the City are less than one percent of the amount originally awarded, which is well below the industry standard of 3 to 5 percent.

Procedures

Results

Exceptions

Management Response

- h. Provided subcontractor submittal to the City for approval prior to the start of construction
- i. No record of unsubstantiated or unreasonable claims filed
- j. Completed the project within the time allotted by the contract documents

Procedure 13- Verify the contracts TWM had with three consulting firms (participating in the procurement evaluation) included conflict of interest policies or disclosure requirements. If so, determine if those policies or requirements were properly followed.

1) None of the contracts with the three consulting firms participating in the procurement evaluation mentioned conflict of interest with a bidder. The only conflict of interest wording in the contracts was the standard wording covering conflict of interest of City officials and employees quoted from City Charter Chapter XXII Sec. 11

1) Current City Charter nor the City Code prohibit a City consultant from having a prior or current business relationship with another party involved with the project.

- However, the City contracts with the consultants did include provisions to address conflicts of interests related to City officials and employees from having a financial interest in a contract with the city or being financially interested in the sale to the City of any land, materials, supplies, or services; and consultant offering or agreeing to confer any benefit on a City official or employee.

- Supplemental agreements with the consultants would also initiate compliance with January 2016 implementation of HB1295 which requires business entities provide a Disclosure of Interested Parties to governmental entities when entering into a contract with the governmental entity.

- Both individuals and firms licensed to practice engineering are governed by The State of Texas Board of Professional Engineers.

•The Texas Engineering Practice Act and Rules Concerning the Practice of Engineering and Professional Engineering Licensure applicable rules are: §137.57 Engineers Shall be Objective and Truthful - (c) The engineer shall disclose a possible conflict of interest to a potential or current client or employer upon discovery of the possible conflict. (d) A conflict of interest exists when an engineer accepts employment when a reasonable probability exists that the engineer's own financial, business, property, or personal interests may affect any professional judgment, decisions, or practices exercised on behalf of the client or employer. An engineer may accept such an employment only if all parties involved in the potential conflict of interest are fully informed in writing and the client or employer confirms the knowledge of the potential conflict in writing. An engineer in a conflict of interest employment shall maintain the interests of the client and other parties as provided by §137.61 of this title (relating to Engineers Shall Maintain Confidentiality of Clients) and other rules and statutes. Source Note: The provisions of this §137.57 amended to be effective Dec 21, 2008.

Procedures

Results

Exceptions

Management Response

•§137.63 Engineers' Responsibility to the Profession - (a) Engineers shall engage in professional and business activities in an honest and ethical manner. Texas Engineering Practice Act and Rules Page 60 of 72 Effective 5/1/16 business or professional practices of a fraudulent, deceitful, or dishonest nature, or any action which violates any provision of the Texas Engineering Practice Act or board rules; (b)(4) act as faithful agent for their employers or clients; (5) conduct engineering and related business affairs in a manner that is respectful of the client, involved parties, and employees. Source Note: The provisions of this §137.63 amended to be effective Dec 21, 2008.

Procedure 14 - Determine whether TWM had conflict of interest policies or disclosure requirements in place for the bidding companies. If so, determine if those policies or requirements were properly followed.

1) There were no conflict of interest policies or disclosure requirements stated in the bid requirements provided to the bidding companies.

1) Current City Charter nor the City Code prohibit a City consultant from having a prior or current business relationship with another party involved with the project.

- However, the City contracts with the consultants did include provisions to address conflicts of interests related to City officials and employees from having a financial interest in a contract with the city or being financially interested in the sale to the City of any land, materials, supplies, or services; and consultant offering or agreeing to confer any benefit on a City official or employee.

- Additionally, the specifications for the project include references to the conflict of interest for bidding companies in both the forms showing the standard contract language as well as the Standard Specification for Public Works Construction – North Central Texas Item 107.1 describes Contractor Independence.

Memorandum



CITY OF DALLAS

DATE June 3, 2016

TO Honorable Members of the Budget, Finance and Audit Committee: Jennifer S. Gates (Chair),
Philip T. Kingston (Vice Chair), Rickey D. Callahan, Scott Griggs, Lee M. Kleinman, Erik Wilson

SUBJECT Bond Fund Uses, Savings and Reprogramming Briefing

On Monday, June 6, 2016, the Budget, Finance and Audit Committee will be briefed on Bond Fund Uses, Savings and Reprogramming. The briefing materials are attached for your review.

Please feel free to contact me if you have questions or need additional information.

A handwritten signature in blue ink, appearing to read 'Jill Jordan'.

Jill A. Jordan P.E.
Assistant City Manager

Attachment


c: Honorable Mayor and Members of the City Council
A.C. Gonzalez, City Manager
Christopher D. Bowers, Interim City Attorney
Craig D. Kinton, City Auditor
Rosa A. Rios, City Secretary
Daniel F. Solis, Administrative Judge
Ryan S. Evans, First Assistant City Manager

Eric D. Campbell, Assistant City Manager
Mark McDaniel, Assistant City Manager
Joey Zapata, Assistant City Manager
Jeanne Chipperfield, Chief Financial Officer
Sana Syed, Public Information Officer
Elsa Cantu, Assistant to the City Manager – Mayor & Council

BOND PROGRAM PROJECTS

BOND FUND USES, SAVINGS AND REPROGRAMMING

BUDGET, FINANCE AND AUDIT COMMITTEE – JUNE 6, 2016



PURPOSE

Address Council questions on the use of bond funds and savings for new projects:

- Switching projects
- Use of savings
- Discretionary funds

CHARACTERISTICS OF BOND PROPOSITIONS

- Each bond program (BP) is divided into individual propositions
- Voters approve propositions separately
- Only like projects can be in a proposition
 - Ex. Streets cannot be grouped with parks, and libraries with fire stations
- Funds from one proposition cannot be used to fund projects in a different proposition, unless language in a proposition is broad enough to incorporate the change



VS.



VS.



CHARACTERISTICS OF BOND PROPOSITIONS – CONT.

Propositions are usually written as a general description of the work and type of projects to be done but can be a specific lists of projects

Example of General Language

2012 BP – Proposition No. 1 – Streets and Transportation

Shall the city council of the city of Dallas, Texas, be authorized to issue general obligation bonds of the city in the aggregate principal amount of \$260,625,000 for the purpose or purposes of providing funds for permanent public improvements, to-wit: planning, designing, constructing, reconstructing, improving, extending, and expanding streets, thoroughfares, freeways, alleys, sidewalks, bridges, and pedestrian and bike ways, including related storm drainage facilities and improvements, signalization, signage, video roadside cameras, and other traffic and signal controls, street lighting, landscape, streetscape and median improvements, and the acquisition of land therefore

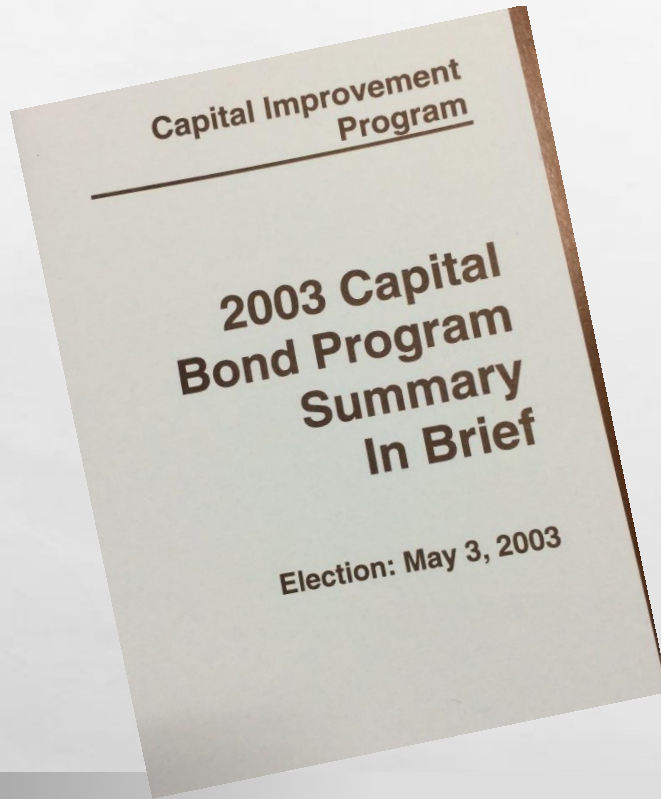
Example of Specific Language

2003 BP- Proposition 10 - Specified Street Projects

Shall the city council of the city of Dallas, Texas, be authorized to issue general obligation bonds of the city in the aggregate principal amount of \$67,900,000 for the purpose of providing funds for permanent public improvements, to-wit: planning, designing, constructing, reconstructing, improving, extending, and expanding the streets, thoroughfares and freeways specified on Attachment 1 to this Election ordinance including sidewalks, storm drainage facilities and improvements, signalization, signage, and other traffic and signal controls, street lighting, streetscape and median improvements in connection therewith, and the acquisition of land therefor

COMMITMENT TO VOTERS

Although the propositions are written generally, the City produces a list of the specific projects to be done under each proposition



drainage infrastructure improvements for low/moderate income housing with respect to the following street improvements.

PROJECTS	CATEGORY
Alaska - Saner to Elmore	Target Neighborhood
Ann Arbor Ave. - Cardinal Dr. to Tacoma St	Street Resurfacing
Banner - Park Central to Coit	Street Resurfacing
Baxar - IH 175 to Rochester St	Street Resurfacing
Bronze Way - Westmoreland to Cockrell Hill	Streetscape/Urban Design
Buckner - Bralton Rd. to Scyene Circle	Street Resurfacing
Burbank - Denton to Loop 354/Harry Hines	Streetscape/Urban Design
Calvert St. - 5100 Block	Thoroughfares
Canton - Good Latimer to Trunk	Street Reconstruction
Cash Rd. - Black Gold Dr. to Halifax St.	Street Resurfacing
Cedar Springs - Field to Routh	Street Resurfacing
Chief St. - Dead End to Inving Blvd.	Street Resurfacing
Clarendon Dr. (W) - Bishop Ave. to Edgefield Ave.	Street Resurfacing
Community - Harry Hines to N.W. Hwy	Street Resurfacing
Continental - North Industrial to Stemmons	Thoroughfares
Crockett St. - Bryan to San Jacinto	Street Resurfacing
Denton - Mockingbird to Inwood	Street Resurfacing
Denton Dr. Cutoff - Inwood to Maple	Thoroughfares
Empress Row - 8900 Block	Thoroughfares
Endicott Lane - Moberly Ln. to 800' East	Street Reconstruction
Envy St. - Ross to Young	Street Reconstruction
Fairmont St. - McKinney Ave. to Cedar Springs Rd.	Street Resurfacing
Fitzhugh - Ross to Deere	Street Resurfacing
Fordham Rd. - Jennings Ave. to Hale St.	Street Resurfacing
Forest - 7008 Forest to El Hara	Street Reconstruction
Gaston - Good Latimer to La Vista	Street Resurfacing
Grand Ave. - Robert B. Cullum to Good Latimer	Street Resurfacing
Griffin St. (N) - San Jacinto to Field	Street Resurfacing
Griffin St. (S) - Main to Young	Street Resurfacing
Hall - Central (US 75) to Duff	Street Resurfacing
Hall - Marie to McKinney	Street Resurfacing
Hampton (N & S) - Davis to Twelfth	Street Resurfacing
Hampton (S) - Brandon to Falls	Street Resurfacing
Harwood St. - Live Oak to Ross	Street Resurfacing

COMMITMENT TO VOTERS CONTINUED

- Most of the projects in these lists are specific
 - Ex. Street from here to there to be resurfaced
- Some projects are unspecified-
 - Ex. 50/50 Sidewalks and traffic signals
 - Allows for response from the public or needs as they arise
- Lists are widely distributed to the public during the election campaign
- These lists reflect the city's commitment to voters

SWITCHING PROJECTS

General language allows projects to switch out and add new ones; however, to fulfill the City's commitment to voters, projects are only changed out under limited conditions (rarely occurs):

- Project was done by another agency or through a different funding method
- Public no longer wants the petition project or developer backs out
- Public consensus on the final design of the project cannot be reached
- Environmental permits cannot be obtained
- Insufficient funding
- Council changing priorities

Staff works with the council member on the switch

Full council votes on the change when the original project's funding is used for a new project resulting from a switch

USE OF SAVINGS – IN GENERAL

- Schedules for projects are set after BP passage
- Typically, BPs last 3-5 years (however, some projects may be awarded after that period)
- To account for inflation, all projects are inflated to the midpoint
- Calculated savings from the earlier constructed projects pays for the anticipated higher cost of later projects
- If savings are used for new projects before all original projects are complete, there could be a funding shortage for some original projects
- If savings are still available after all bond program projects are done, the funding can be used for new projects or for paying debt service
 - Ex.- In the library proposition, after all projects were done, savings were used to design, renovate and/or build additional libraries

Appendix A is a sample summary of bond savings usage for multiple propositions/bond programs

THE MECHANICS OF USING SAVINGS

- When savings occur in a project, funds are moved to a contingency fund for later use or can be transferred directly to another project
- When the need for additional funding for a bond program project is known, departments inform OFS, for processing of fund transfers
- Changes are included in the annual capital budget for approval by Council
- Departments track both savings and anticipated extra funds needed for projects to make sure that these stay equivalent

USE OF SAVINGS – IN EXCEPTIONAL CASES

- Emergencies and unexpected conditions arise occasionally for which funding is needed (Ex. The damage to Jack Evans building after the shooting incident)
- Funding for these needed improvements can come from multiple sources- contingency, operating funds, or the use of bond savings
- The department with the need for project funding works with OFS to determine the recommended funding source

DISCRETIONARY FUNDS

Propositions may set aside funds for projects not yet identified at the time of the bond election, called "Discretionary" amounts or projects

Examples:

'03 BP had funds for discretionary use by Council members for either street or park projects

- The decision as to whether the funding was for streets or parks was made when the bond election was called and so funding could not be switched from one proposition to the other after that time
- Some council members identified the use of these funds when the BP was called while others did not

Note: the City was criticized for using discretionary funds in this case

'12 BP did not fully list the housing and economic development projects to receive funding

- Allows response to development opportunities as they arise

FUTURE POLICY DECISIONS

For the next bond program, Council has policy choices related to:

- Use of discretionary funding
- Whether propositions will be general or have specific project lists

QUESTIONS AND COMMENTS

APPENDIX

**Appendix A - Anticipated Savings or Reprogrammed/Cancelled Projects Usage Summary
for the 2006 Bond Program**

Proposition	Original BP Amount	Spent or Encumbered to date	Anticipated \$	Total to be Spent on Orig BP Proj	Anticipated Savings/Reprogra mmed/Cancelled	\$ Committed/ Spent on Added Proj to Date	Available	
			to Complete all				Anticipated	Anticipated
			Original BP Projects				Savings/Reprogra mmed/Cancelled	Savings/ Reprogrammed/ Cancelled
A	B	C	D (B+C)	E (A-D)	F	G (G-F)		
01 - Street and Transportation Improvement	390,421,920	302,609,780	84,813,130	387,422,911	2,999,009	2,999,009	0	
02 - Flood Protection and Storm Drainage Facilities	334,313,043	246,514,205	86,148,838	332,663,043	1,650,000	1,650,000	0	
03 - Park and Recreation Facilities	343,230,711	281,195,162	59,762,988	340,958,150	2,272,561	2,272,561	0	
04 - Library Facilities	46,200,974	32,552,853	3,610,835	36,163,688	10,037,286	10,037,286	0	
05 - Cultural Arts Facilities	60,857,189	53,763,712	7,093,477	60,857,189	0	0	0	
06 - City Hall, City Service and Maintenance	34,747,591	15,731,791	15,507,485	31,239,277	3,508,314	3,508,315	0	
07- Land Acquisition Under The Land Bank Program for The Development of Low and Moderate Income Single-Family Homes	1,500,000	1,500,000	0	1,500,000	0	0	0	
08 - Economic Development in Southern Area of The City, and in Other Areas of The City in Connection with Transit-Oriented Development, by Providing Public Infrastructure and Funding the City's Economic Development Programs for Such Areas	41,496,519	41,357,307	139,213	41,496,519	0	0	0	
09 - Farmers Market	6,636,760	4,909,123	1,727,637	6,636,760	0	0	0	
10 - Land Acquisition in the Cadillac Heights Area for Future Location of City Facilities	22,551,771	8,509,038	14,042,733	22,551,771	0	0	0	
11 - Court Facilities	7,944,968	7,380,510	12,000	7,392,510	552,458	0	552,458	
12 - Public Safety Facilities including Police Facilities, Fire Facilities and Emergency Warning Systems	63,621,395	52,506,620	7,440,415	57,626,874	5,994,521	3,672,690	2,321,831	

**Appendix B - List of Added 2006 Bond Projects funded with Anticipated Savings or
Reprogrammed/Cancelled Projects**

Proposition 01 - Street and Transportation

Edgemere Road - Northwood Road to Northwest Highway	510,663	Initiated by Council Member
I-30 Bicycle Pedestrian Connection	2,020,896	Initiated by City Staff/City Council
Pemberton Drive - Edgemere Road to Cul-De-Sac	247,450	Initiated by Council Member
White Rock Creek Trail Access Paths & Sidewalk Connection	220,000	Initiated by Council Member
	2,999,009	

Proposition 02 - Flood Protection and Storm Drainage Facilities

Madison to Beckley Storm Drainage	1,650,000	Initiated by Council Member
	1,650,000	

Proposition 03 - Park and Recreation Facilities

Beckley Saner Park	1,031,174	Initiated by Council Member
Dealey Plaza	119,230	Initiated by City Staff
Fair Park Grand Ave and ML King Jr Blvd	57,356	Initiated by City Staff
Fair Park Interpretation Program	268,698	Initiated by City Manager/City Staff
Greiner Park	9,734	Initiated by City Staff/Council Member
Kiest Park	106,459	Initiated by City Staff/Park Board
Kiestwood Trail	222,804	Initiated by City Staff/Park Board
Kleberg Rylie Recreation Center	23,900	Initiated by City Staff/Park Board
Meadowstone Park	230,085	Initiated by City Staff /Council Member
Trinity Strand Trail Connection	203,121	Initiated by City Staff/Park Board
	2,272,561	

Proposition 04 - Library Facilities

Highland Hills Branch Library - Construction	5,540,599	Initiated by City Staff
Fretz Library Roof Replacement	326,227	Initiated by City Staff
Central Library - 7TH Floor Renovation	2,698,365	Initiated by City Staff
Forest Green Branch Library - (Design)	312,882	Initiated by City Staff
North Oak Cliff - (Design)	348,113	Initiated by City Staff
Park Forest (Design)	451,470	Initiated by City Staff
Preston Royal Branch Library (Design)	359,631	Initiated by City Staff
	10,037,286	

Proposition 06 - City Hall, City Service and Maintenance Facilities

CIS Data Center - Replace Chillers	98,610	Initiated by City Staff
2014 Main Street Renovation (Municipal Court)	1,309,316	Initiated by City Staff
Facilities Condition Assessment	1,942,862	Initiated by City Staff
Fire Station #15 - Roof	51,693	Initiated by City Staff
Hensley Field Fleet Facility Improvements	105,834	Initiated by City Staff
	3,508,315	

**Appendix B - List of Added 2006 Bond Projects funded with Anticipated Savings or
Reprogrammed/Cancelled Projects**

**Proposition 12 - Public Safety Facilities including Police
Facilities, Fire Facilities and Emergency Warning Systems**

Bexar Street Police Substation	413,496	Initiated by City Staff
DFRD US&R Hensley Field Roof Replacement	150,410	Initiated by City Staff
Dolphin Rd Dallas Fire Training Facility - Roof Replacement	219,201	Initiated by City Staff
Fire Facilities (Various) - Roof Replacements	144,182	Initiated by City Staff
Fire Station #12 - Roof Repair	60,532	Initiated by City Staff
Fire Station #15 - Roof	107,557	Initiated by City Staff
Fire Station No 7	102,577	Initiated by City Staff
Fire Station No. 11 - Kitchen Remodel	155,851	Initiated by City Staff
Fire Station No. 3 - Roof Replacement	170,000	Initiated by City Staff
Fire Station No. 36 - Apparatus Bay Expansion	60,723	Initiated by City Staff
Fire Station No. 4 - Kitchen Roof Area Repair	60,000	Initiated by City Staff
Fire Station No. 51 - Kitchen Improvements	36,247	Initiated by City Staff
Fire Station Trench Drain Repairs	151,430	Initiated by City Staff
Fire Training Facility Auditorium	46,000	Initiated by City Staff
Jack Evans DPD HDQ - Masonry Repairs	230,000	Initiated by City Staff
Jack Evans DPD Headquarters - Physical Security Enhancements	173,118	Initiated by City Staff
Jack Evans DPD HQ - PED Bridge Stair Replacement	76,728	Initiated by City Staff
NE & SE Police Solar Project	250,000	Initiated by City Staff
Police Motorcycle AST Fueling Location	78,856	Initiated by City Staff
SE Police Parking	140,692	Initiated by City Staff
South Central Police Substation Parking Expansion	690,193	Initiated by City Staff
Southeast DPD - Fuel/Car Wash Roof Replacement	40,000	Initiated by City Staff
Southeast DPD - Sally-port Roof Replacement	65,000	Initiated by City Staff
Southeast Police Carpet Replacement	49,896	Initiated by City Staff

3,672,690

Appendix C - Cancelled/Reprogrammed 2006 Bond Program

Project Name	Project Category	Bond Value
Prop 01 - Street and Transportation Improvement:		
Pringle Dr & Norco St - Canada Dr to Bernal St	Alley Petitions	173,577
Frankford: Campbell Road to Preston	Sidewalk Improvements	12,763
Frankford: Kelly to Marsh	Sidewalk Improvements	31,908
Frankford: Preston to Coit	Sidewalk Improvements	15,954
Frankford: Rail line to Kelly	Sidewalk Improvements	6,382
Midway: Frankford to Rosemead	Sidewalk Improvements	19,145
Midway: Rosemeade to Kansas City Southern Railroad	Sidewalk Improvements	54,243
Trinity Mills: Marsh to Midway	Sidewalk Improvements	248,879
Waterview: Cullum to Frankford	Sidewalk Improvements	127,630
Claymont Dr - Dangerfield Dr to 7233 Claymont Dr	Sidewalk Petitions	158,261
Cliffdale Ave. - Avon St. to Dead End	Street Petitions	308,865
Fairport Rd - Murdock Rd to Dowdy Ferry Rd	Street Petitions	784,925
Cantegral - Reconstruct pavement associated with the City Lights Development	Street Reconstruction Local Streets	299,999
Englewood Road - Tilden to Oakenwald Street	Street Reconstruction Local Streets	232,826
Oakenwald Street - Plowman Ave to Beckley Ave.	Street Reconstruction Local Streets	413,225
Oakenwald Street - Zang Blvd. to Plowman Ave	Street Reconstruction Local Streets	234,784
Plowman Avenue - Oakenwald St to Zang Ave	Street Reconstruction Local Streets	215,350
Plowman Avenue - Tilden to Oakenwald Street	Street Reconstruction Local Streets	319,439
Hobbs St - Haskell Av to Alpine St	Street Reconstruction Thoroughfares	446,705
Arnold st. - S. Lamar St. to Austin St.	Street Resurfacing	17,996
Doric St. - Abernathy Ave. to Cul-De-Sac	Street Resurfacing	72,494
Greenville Ave. - Bryan St. to Palo Pinto Ave.	Street Resurfacing	454,362
Knoxville St. - Dead End to Old Spanish Tr.	Street Resurfacing	76,323
Lofland St. - Harry Hines Blvd. to Redfield Dr.	Street Resurfacing	69,431
Security Dr. - Conveyor Ln. to Conveyor Ln.	Street Resurfacing	100,572
Beckley Avenue - Tilden to Oakenwald Street	Streetscape / Urban Design	114,924
Cantegral Street Streetscape (Cantegral by Citylights project)	Streetscape / Urban Design	360,000
Citylights Unnamed Street Streetscape	Streetscape / Urban Design	400,000
Live Oak - Cantegral to Good Latimer	Streetscape / Urban Design	290,000
Live Oak - Cantegral to Texas	Streetscape / Urban Design	125,000
Texas Street - Bryan to Live Oak	Streetscape / Urban Design	200,000
Tilden Street - Beckley to Plowman Ave	Streetscape / Urban Design	72,716
Utility modifications (Cantegral by City Lights project)	Streetscape / Urban Design	125,000
Zang Avenue - Plowman Ave to Oakenwald St	Streetscape / Urban Design	87,429
Rio Grande Av from Blue Ridge Blvd to Kiest Blvd	Target Neighborhood	1,659,190
Bonnie View -Langdon to Hutchins C.L.	Thoroughfares	19,661,837
Deceleration lane on Good Latimer	Thoroughfares	250,000

Appendix C - Cancelled/Reprogrammed 2006 Bond Program

Project Name	Project Category	Bond Value
Prop 01 - Street and Transportation Improvement (continued):		
Merrifield from the existing Merrifield Road to Grady Niblo - Design Only	Thoroughfares	1,945,000
Oregon/Beckley connection to I-30 frontage Road	Thoroughfares	3,968,906
Left Turn Lane on Live Oak	Improvement	175,000
Signal modifications @ Live Oak/Good Latimer	Improvement	99,999
Traffic signal @ Cantegral/Texas	Traffic Signal Upgrades - Citywide	175,000
		34,606,039
Prop 02 - Flood Protection and Storm Drainage Facilities:		
Cavender 425	Erosion Control	102,104
Clearbrook Ln. 10500 Blk	Erosion Control	99,551
Hampton 3223 South	Erosion Control	153,156
		354,811
Prop 03 - Park and Recreation Facilities:		
Glendale Park Pool	Aquatic Facilities	185,000
H.R. Moore Park Pool	Aquatic Facilities	185,000
Kidd Springs Park	Aquatic Facilities	35,000
Tietze Park Pool	Aquatic Facilities	155,000
Tommie M. Allen Park	Aquatic Facilities	225,000
Dallas Zoo Bird and Reptile Building	Dallas Zoo	3,000,000
Dallas Zoo African Savanna / Elephant	Dallas Zoo	10,000,000
Dallas Zoo African Savanna / Stormwater	Dallas Zoo	4,000,000
Dallas Zoo Support Services Complex	Dallas Zoo	2,000,000
Dallas Zoo Zebra and Woodlands	Dallas Zoo	3,500,000
Fair Park	Fair Park	600,000
Fair Park Age of Steam	Fair Park	2,750,000
Fair Park Conference Center	Fair Park	2,000,000
Fair Park Court of Honor	Fair Park	2,000,000
Fair Park Embarcadero Building	Fair Park	1,200,000
Fair Park Pan American Building	Fair Park	4,500,000
Fair Park Texas Music Center	Fair Park	500,000
Fair Park Tower Building	Fair Park	3,200,000
Fair Park-Site Lighting and Furnishing	Fair Park	1,500,000
Fair Park-Utilities, Infrastructure and Site Improvement (Douglas/Moore Community Center)	Fair Park	2,000,000
	Land Acquisition	250,000
Reunion Gateway	Land Acquisition	1,200,000
Dallas Zoo - Bird & Reptile Building - Replace HVAC	Major Maintenance	400,000
Dallas Zoo - Bird & Reptile Building - Replace skylights	Major Maintenance	300,000
Elm Fork Gun Range	Major Recreational Facilities-Outdoor	500,000
Joey Georgisus Park (FORMERLY Pinnacle Park)	Major Recreational Facilities-Outdoor	4,000,000

Appendix C - Cancelled/Reprogrammed 2006 Bond Program

Project Name	Project Category	Bond Value
Prop 03 - Park and Recreation Facilities (continued):		
Crockett Park	Playgrounds	170,592
Five Mile Greenbelt	Playgrounds	170,592
Frankford Park	Playgrounds	170,592
Indian Ridge Park	Playgrounds	170,592
Katie Jackson Park	Playgrounds	102,355
Salado Park	Playgrounds	170,592
White Rock Lake Nautical Area	Playgrounds	170,592
Willoughby Park	Playgrounds	170,592
Arcadia North Library and School	Recreation and Site Development	286,594
Gannon Park	Recreation and Site Development	68,237
Arapaho Park	Recreation Facilities and Site Development	384,135
B.B. Owen Park	Recreation Facilities and Site Development	352,197
Casa View Park	Recreation Facilities and Site Development	100,000
Casa View Park Athletic Field	Recreation Facilities and Site Development	54,893
Dealey Montessori School	Recreation Facilities and Site Development	200,000
Dealey Montessori School	Recreation Facilities and Site Development	200,000
Dealey Montessori School	Recreation Facilities and Site Development	194,884
Fair Oaks Park	Recreation Facilities and Site Development	388,960
Hulcy Park	Recreation Facilities and Site Development	303,875
Kingsbridge Park	Recreation Facilities and Site Development	200,000
Kingsbridge Park	Recreation Facilities and Site Development	10,000
Kingsbridge Park	Recreation Facilities and Site Development	75,000
Kingsbridge Park	Recreation Facilities and Site Development	170,592
Lake Highlands North Park	Recreation Facilities and Site Development	417,749
Moss Park	Recreation Facilities and Site Development	274,465
Preston Green Park	Recreation Facilities and Site Development	274,465
Preston Ridge Trail	Recreation Facilities and Site Development	100,000
Preston Ridge Trail	Recreation Facilities and Site Development	300,000
Dallas Zoo Blue Building	Roof Replacement	100,000
Elm Fork Trail	Trail Development	200,000
Katy Trail	Trail Development	20,000
Runyon Creek Greenbelt	Trail Development	200,000
		56,357,545
Prop 04 - Library Facilities:		
Renner- Frankford Library Light Pole	Library Facilities	12,700
Walnut Hill Library - Replace HVAC	Major Maintenance	235,000
Central Library - Downtown Branch	Renovation	2,200,000
		2,447,700

Appendix C - Cancelled/Reprogrammed 2006 Bond Program

Project Name	Project Category	Bond Value
Prop 05 - Cultural Arts Facilities:		
Morton H. Meyerson Symphony Center - Extend existir	Renovation	1,400,000
		1,400,000
Prop 06 - City Hall, City Service and Maintenance:		
Forest/Audelia/LBJ Revitalization	Land Acquisition	3,949,945
City Hall, City Service and Maintenance	Major Maintenance	1,200,000
Central Service Center - Convert to chilled water system	Major Maintenance	1,180,000
Central Service Center - Parking	Major Maintenance	400,000
City-Wide Multi Purpose Center - Master Plan	Master Plan	450,000
Central Service Center - Fleet Maintenance - Roof Replacement	Roof Replacement	338,000
People Helping People - Roof Replacement	Roof Replacement	100,330
		7,618,275
Prop 12 - Public Safety Facilities including Police & Fire Facilities and Emergency Warning Systems:		
Fire Station #14 Fence - 1005 W 12th Street	Major Maintenance	322,077
		322,077

2006 Bond Program Projects
Proposition 01 - Street and Transportation

Project Name	Bond Value	Project Status
Alley Petitions:		
District 14 Alley Petitions	400,000	Completed
Goodwin Av & Vanderbilt Av - Laneri Av to Glencoe St	154,920	Completed
Nebraska Av & Ramona Av - Maywood Av to Graceland Av	54,881	Completed
Pringle Dr & Norco St - Canada Dr to Bernal St	173,577	Canceled
Thurston Dr & Wanebe Dr - Bombay Ave to Gilford St	88,703	Completed
Alley Reconstruction:		
9th St & 10th St - Zang to Madison	100,394	Completed
Aberdeen & Mimosa - Tibbs to Tulane	236,115	Completed
Aberdeen Ave & Mimosa Ln - Tibbs to Edgemere	234,839	Completed
Azalea & Rex - Preston to "T" Alley1	110,856	Completed
Berkley & Newport - Waverly To Rugged	225,532	Completed
Carillon Dr (13908 - 14030) Peyton - Spring Valley to "T" Alley	178,642	Completed
Carry Back Cir. & TU ROW - Pensive to T-alley	147,638	Completed
Catamore (3144) & Woodwind - Dundee including "T"	313,042	Completed
Chattington (7606) & Rolling Acres-Tophill toCarriage	324,592	Completed
Cliffbrook(7019) &Gateridge-Hillcrest to Cliffbroo	420,413	Completed
Colgate & Marquette - Boedeker to Durham	248,879	Completed
Cromwell(11001) - Royal to Cromwell	311,290	Completed
Eudora Dr (7110 - 7238) Mason Dells - St. Judes to Saint Michaels	290,996	Completed
Flowerdale Ln and Catamore Ln - Dundee to Royal Chapel Dr	-	Under Award - Construction
Image La (4406 - 4530) "T" Alley to Cockrell Hill	301,207	Completed
Leameadow (7119) & Town Bluff - Hillcrest to Wildvine	327,042	Completed
Marquette(7207) & Centenary - Airline to Durham	182,179	Completed
Marsalis & Lancaster - 11th to Jefferson	59,731	Completed
Marsalis & Lancaster - E. Tenth To E. Ninth	118,501	Completed
Mason Dells Drive & Yamini - Chicot to St. Judes	175,057	Completed
Meletio(5739) & Charlestown - Nuestra to Jamestown	299,803	Completed
Paldao Dr (7311 - 7429) Spring Valley - Meandering to Carillon	336,133	Completed
Peyton & Sprucewood - Meandering to Paldao	452,340	Completed
Rex Dr & Royal Crest Dr - Royalshire Dr east to "T" Alley	241,221	Completed
Rolling Hills & Spring Grove - Coit to Carillon	265,361	Completed
Steinman Avenue (300-322) 8th - Patton to Denver	75,302	Completed
Tahoe & Brush Creek-Brush Creek to Roaring Springs	172,301	Completed
Talisman Dr & Wildflower from Wildflower to Caraway	207,949	Completed
Tennant (509-517) Hampton - Jefferson to Tennant	35,736	Completed
Whitehall & Jubilee Trail - Shans to Cromwell	425,087	Completed
10th St & Oak Cliff	5,105	Completed
13139 Blossomheath Ln @ Alpha Rd	7,658	Completed
14019 Coit - Bus Stop	1,914	Completed
14740 Meandering Way	7,658	Completed

2006 Bond Program Projects
Proposition 01 - Street and Transportation

Project Name	Bond Value	Project Status
Barrier Free Ramps:		
1631 S. Marsalis Ave	3,829	Completed
2001 Deer Path	1,914	Completed
2100 N. Prairie Creek Rd & 9199 Bruton Rd	11,487	Completed
2601 Prichard Ln @ Reva St	7,658	Completed
2901 Matilda	7,658	Completed
3145 Mcdermott Ave	3,829	Completed
3423 Forest Ln	9,572	Completed
3434 Forest Ln	3,829	Completed
3525 Turtle Creek	7,658	Completed
3535 Forest Ln	1,914	Completed
4001 Live Oak St	11,487	Completed
5619 Belmont Ave	7,658	Completed
5723 Harvest Hill	22,973	Completed
6015 Berkshire Ln	3,829	Completed
6300 Elam Rd	34,460	Completed
6500 S. Cockrell Hill Rd	1,914	Completed
726 Edgemont Ave	9,572	Completed
7575 Frankford Road	4,500	Completed
8613 Old Hickory Tr	1,914	Completed
900 W. Canty St	7,657	Completed
9th St @ Polk St	7,658	Completed
9th St @ Tyler	7,658	Completed
Abrams Rd @ Meadowknoll Dr	12,763	Completed
Anita (5500) @ McMillan	5,743	Completed
Applecross Ln @ Kilbridge Ln	7,657	Completed
Applecross Ln @ Springcreek Rd	7,657	Completed
Aqua Dr @ Northlake Dr	7,658	Completed
Aqua Dr @ Waterview Rd	7,658	Completed
Bandera Ave @ Thackery St	3,829	Completed
Beckley Ave (S) - W Jefferson Blvd to Sunset Ave	7,658	Completed
Belt Line Rd @ Alexis Dr	7,658	Completed
Bennett Ave at Live Oak St	5,743	Completed
Bishop Ave (S) @ W. Yarmouth St	3,829	Completed
Blue Creek Dr @ Horizon Dr	3,829	Completed
Bonnie View Rd @ Highland Hills Dr	3,829	Completed
Brentfield Dr @ Meadowcreek Dr	7,657	Completed
Bristol Dr @ W. Saner Ave	1,914	Completed
Bruton Rd - Prichard Ln to Buckner Blvd	22,973	Completed
Bryan St at N Fitzhugh Ave	5,743	Completed
Bryan St at N Peak St	3,829	Completed

2006 Bond Program Projects
Proposition 01 - Street and Transportation

Project Name	Bond Value	Project Status
Barrier Free Ramps (continued):		
Bryan St at N Prairie Ave	7,658	Completed
Butler St @ Harry Hines Blvd	7,658	Completed
Camp Wisdom Rd @ Westmoreland Rd	3,829	Completed
Clearwood Dr @ S. Polk St	7,658	Completed
Clearwood Dr @ Woodshire Dr	3,829	Completed
Coit Rd @ Hwy 190	6,400	Completed
Dixon Ave @ Bourquin St	7,658	Completed
Dorrington Dr @ Ferguson Rd	7,658	Completed
Ella Ave @ Alcorn Ave	7,658	Completed
Ella Ave @ Capestone Dr	3,829	Completed
Ella Ave @ Elam Rd	7,658	Completed
Ferguson Rd @ Crest Ridge Dr	7,658	Completed
Ferguson Rd @ Healy Dr	7,658	Completed
Ferguson Rd @ Highwood Dr	7,658	Completed
Ferguson Rd @ Peavy Rd	7,657	Completed
Ferguson Rd @ Province Ln	7,658	Completed
Ferguson Rd @ San Paula Ave	7,658	Completed
Ferguson Rd @ Skyview Dr	3,829	Completed
Ferguson Rd @ Woodmeadow Pwy	67,006	Completed
Field St (N) @ Elm St	3,829	Completed
Field St (N) @ Patterson St	1,914	Completed
Frankford Rd - Hwy 190 to City Limit	34,460	Completed
Garland Rd - Knob Oak Dr to N. Buckner Blvd	13,401	Completed
Garland Rd @ Alvin St	5,743	Completed
Garland Rd @ Fuller Dr	5,743	Completed
Garland Rd @ Lochmond Cir	3,829	Completed
Goldwood Dr @ Indian Ridge Trail	10,042	Completed
Grand Ave @ Jeffries St	1,914	Completed
Gus Thomasson Rd @ Aledo Dr	7,658	Completed
Gus Thomasson Rd @ Casa View Ave	7,658	Completed
Gus Thomasson Rd @ Desdemona Dr	7,658	Completed
Gus Thomasson Rd @ Fern Dr	7,658	Completed
Gus Thomasson Rd @ Hermosa Dr	7,658	Completed
Gus Thomasson Rd @ Losa Dr	7,658	Completed
Gus Thomasson Rd @ Newcombe Dr	7,658	Completed
Gus Thomasson Rd @ San Felipe Dr	7,658	Completed
Gus Thomasson Rd @ San Medina Ave	7,658	Completed
Gus Thomasson Rd @ Woodale Dr	7,658	Completed
Gus Thomasson Rd @ Zacha Dr	7,658	Completed
Harlandale Ave @ Brightside Dr	7,658	Completed

2006 Bond Program Projects
Proposition 01 - Street and Transportation

Project Name	Bond Value	Project Status
Barrier Free Ramps (continued):		
Hatcher St @ Bradshaw St	3,829	Completed
Hatcher St @ Electra St	3,829	Completed
Hatcher St @ Meadow St	5,743	Completed
Hatcher St @ Roberts Ave	3,829	Completed
Hatcher St @ Spring Garden Dr	3,829	Completed
Hatcher St @ Verdun Ave	3,829	Completed
Highdale Dr @ Forest Ln	3,829	Completed
Hillcrest Rd @ Hillwood Ln	7,659	Completed
Holly Tree Dr @ Fox Fire Dr	1,914	Completed
Idaho Ave @ E. Louisiana Ave	7,658	Completed
Illinois Ave (W) @ S. Vernon Ave	3,829	Completed
Inwood Rd - Forest Ln to Harvest Hill Rd	38,289	Completed
Jamestown Rd @ Brookstown Dr	1,914	Completed
Kelly Blvd @ Timberglen Rd	3,829	Completed
Kings Hwy - N. Polk St to Timbergrove Cir	22,973	Completed
Lake June Rd @ Whitley Dr	1,914	Completed
Lamar @ Memorial	7,658	Completed
Lemmon @ Douglas	5,743	Completed
Lemmon @ Oak Grove	3,829	Completed
Lemmon @ Wycliff	1,914	Completed
Lindsley @ Tenison Memorial	12,763	Completed
Lippitt Ave @ Lockwood Blvd	7,658	Completed
Masters Dr (N) @ Checota Dr	7,658	Completed
Masters Dr (N) @ Muskogee Dr	7,658	Completed
Masters Dr (N) @ Tokowa Dr	7,658	Completed
McCommas @ Skillman	7,658	Completed
Meadow Rd @ Meadow Park Pl	3,829	Completed
Meadow Rd @ Rambler Rd	7,658	Completed
Meadow Rd @ Treehouse Ln	3,829	Completed
Meandering Way @ La Sobrina Dr	3,829	Completed
Montana Ave (E) @ S. Marsalis Ave	1,914	Completed
Monte Carlo St @ W. Saner Ave	3,829	Completed
N Fitzhugh Ave at Sycamore St	3,828	Completed
N Prairie Ave at Sycamore St	3,829	Completed
Peavy Rd @ Cayuga Dr	7,658	Completed
Peavy Rd @ Millmar Cir	7,658	Completed
Peavy Rd @ Millmar Dr	7,658	Completed
Peavy Rd @ Redondo Dr - Naylor St	7,658	Completed
Pickrell Dr @ Osborn Rd	1,914	Completed
Polk St (S) @ Drury Dr - Clear Fork Dr	7,658	Completed

2006 Bond Program Projects
Proposition 01 - Street and Transportation

Project Name	Bond Value	Project Status
Barrier Free Ramps (continued):		
Preston Rd @ Highcourt Pl	7,658	Completed
Preston Rd @ Regency Pl	7,658	Completed
Ravensway Dr @ Church Rd	7,658	Completed
Ridgeway St (702) @ Junius St	3,829	Completed
Ross Ave @ Summit Ave	3,829	Completed
Salado Dr. @ Carta Valley Dr	7,657	Completed
Simpson Stuart Rd @ Bonnie View Rd.	1,914	Completed
Skillman @ Ellsworth	7,658	Completed
Skillman @ Kenwood	7,658	Completed
Stoneport Dr @ Alcorn Ave	3,829	Completed
Winding Ridge Dr @ Church Rd	3,829	Completed
Woodwind Ln - Dundee Dr	3,829	Completed
Wynnewood Dr - S. Polk St to W. Illinois Ave	22,973	Completed
York St @ 2nd Ave	1,914	Completed
York St @ Verdun Ave	7,658	Completed
Bridge Repair and Modification:		
Belt Line Rd. over Hickory Creek	191,445	Completed
Canada Drive over W. Fork Trinity River	127,630	Completed
Cedar Crest Bridge - Pedestrian and Bicycle Enhancement		Under Award - Construction
Cloverhill Road over Hickory Creek Trib.	89,341	Completed
Colorado Blvd. over Coombs Creek	76,578	Completed
Continental Ave. over Trinity River	127,630	Completed
Duncanville Road over Five Mile Creek	76,578	Completed
E. Kiest Blvd over Lancaster Kiest Shopping Center	255,260	Completed
Gayglen Dr. over Elam Creek	102,104	Completed
Kiest Blvd. over DART (BNSF) RR	127,630	Completed
Lake June Rd. over Prairie Creek	114,867	Completed
Lawson Rd. over Mesquite Br. Trib.	51,052	Completed
Lawther (West) over White Rock Creek	191,445	Completed
Ravenview Rd. over Hickory Creek	51,052	Completed
Simpson Stuart Rd. over Fivemile Creek	159,538	Completed
TI Blvd. over Floyd Branch	95,723	Completed
Woodmeadow Parkway over Long Branch	-	Under Award - Design
Intergovernmental Partnership Projects:		
Alpha Rd - Noel to Preston	4,467,050	On Hold
Bonnie View Rd - Langdon to Wintergreen	7,913,060	Under Award - Construction
CBD Fair Park Link- Hall St to I-30	4,125,929	Under Award - Design
Cockrell Hill - IH 30 to Davis	313,970	Completed
Cockrell Hill - La Reunion to Singleton	5,679,535	Under Award - Design
Cockrell Hill from Davis to the City Limits	446,705	Under Award - Design

2006 Bond Program Projects
Proposition 01 - Street and Transportation

Project Name	Bond Value	Project Status
Intergovernmental Partnership Projects (continued):		
Congestion Mitigation & Air Quality Intersection Imp	638,150	Completed
Dallas County 2006 Call for Projects	1,001,896	Consolidated
Davis - Hampton to Westmoreland	5,296,645	On Hold
Dolphin Rd - IH 30 to Military Parkway	1,531,560	Completed
I-30 Signature Design	-	Under Award - Construction
IH 20 at Clark Road	500,000	Completed
IH 20 Frontage Roads from Bonnie View to JJ Lemmon	4,722,310	Completed
IH-20 Ramps From Haymarket Rd To W Of US 175	-	Under Award - Construction
IH-30 Bridge Construction	-	
Jupiter Rd - Garland Rd to Centerville	255,260	Completed
Katy Trail Extension - Partnership Project	-	Under Award - Construction
La Prada from Millmar to Motley	191,445	Under Award - Construction
Ledbetter / Grady Niblo Ext - Merrifield to Mt. Creek	1,276,300	Completed
McKinney Avenue Trolley Downtown Extension	3,828,900	Completed
Montfort from Peterson to Alpha	510,520	Under Award - Construction
Motor St - IH 35E to Medical Center Dr	1,914,450	Under Award - Design
Mountain Creek - Grady Niblo to Spur 408	3,509,825	Completed
Northwest Hwy - W. Lawther to Buckner	1,340,115	Completed
Park Lane from Boedecker to US 75	957,225	Consolidated
Park Lane from US 75 to Greenville	957,225	Under Award - Design
Polk/Tyler Roundabouts	-	On Hold
Riverfront Blvd - Cadiz St to Continental Ave	5,488,090	Under Award - Construction
SH 78 - Buckner (Loop 12) to IH 635	191,445	Under Award - Construction
Singleton & Gulden Traffic Signal	-	Completed
Spring Valley at Goldmark (S404)	382,890	Consolidated
Sylvan Bridge from Irving to Gallagher - Amenities	9,827,510	Under Award - Construction
Traffic Accident Reduction Roadway Improvements - On-Demand	395,653	Under Award - Construction
Traffic Control & Safety	-	Under Award - Construction
US 75 at Bryan	1,148,670	Completed
Valley View/Walnut - IH 635 to City Limits	893,410	Under Award - Design
Walnut Hill - Malibu to Luna	3,573,640	Under Award - Construction
Multi-modal Transportation Facilities:		
Union Station - Systems renovation	3,960,000	Completed
School Flasher Upgrades:		
School Flasher Upgrades - Citywide - Phase 1	2,300,000	Completed
Sidewalk Improvements:		
Arapaho: Preston to Hillcrest	15,954	Completed
Arapaho: Hillcrest to Coit	12,763	Completed
Beltline: Hillcrest to Coit	223,353	Completed
Campbell: Frankford to Preston	70,197	Completed

2006 Bond Program Projects
Proposition 01 - Street and Transportation

Project Name	Bond Value	Project Status
Sidewalk Improvements (continued):		
Campbell: Hillcrest to Coit	47,861	Completed
Campbell: Preston to Hillcrest	89,341	Completed
Coit: Frankford to McCallum	135,607	Completed
Coit: McCallum to Campbell	95,723	Completed
Community from NW Hwy to Denton Road	54,000	Consolidated
Community from Webb Chapel Ext. to NW Hwy	130,000	Completed
Frankford: Campbell Road to Preston	12,763	Canceled/Reprogrammed
Frankford: Kelly to Marsh	31,908	Canceled/Reprogrammed
Frankford: Preston to Coit	15,954	Canceled/Reprogrammed
Frankford: Rail line to Kelly	6,382	Canceled/Reprogrammed
Hillcrest: Arapaho to Beltline	28,717	Completed
Hillcrest: Campbell to Arapaho	153,156	Completed
Keller Springs: Dallas North Tollway to Preston	197,827	Completed
Keller Springs: Preston to Campbell	15,954	Completed
Kelly: Old Mill to Frankford	44,671	Completed
Marsh: Frankford to Trinity Mills	22,335	Completed
McCallum: Hillcrest to Coit	15,954	Completed
Midway: Frankford to Rosemead	19,145	Canceled/Reprogrammed
Midway: Frankford To Trinity Mills	28,717	Completed
Midway: Rosemeade to Kansas City Southern Railroad	54,243	Canceled/Reprogrammed
Mixon Drive - Durango to Clover	45,800	Completed
Preston: Campbell to Keller Springs	239,306	Completed
Preston: Frankford to Campbell	207,399	Completed
Preston: Keller Springs to Arapaho	103,699	Completed
Preston: President GB Tollway to Frankford	175,491	Completed
Rosemead Marsh to Midway	111,676	Completed
Rosemead: Midway to Dallas North Tollway	15,954	Completed
Rosewood Avenue from Lucas Dr. to Wycliff Dr.	180,000	Completed
Sidewalk Improvements along Arterial Streets to be determined	4,031,560	Under Award - Construction
Sidewalk Replacement (01-2007)	640,262	Completed
Trinity Mills: Marsh to Midway	248,879	Canceled/Reprogrammed
Waterview: Cullum to Frankford	127,630	Canceled/Reprogrammed
Sidewalk Petitions:		
Claymont Dr - Dangerfield Dr to 7233 Claymont Dr	158,261	Canceled
Ewing Ave (S) - Clarendon Dr to 12th St	38,289	Completed
Huttig Ave - Shortal Dr to Buckner Blvd (S)	28,239	Completed
Street Petitions:		
Avon St. - Westmount Av. to Cliffdale Av.	118,917	Completed
Bagley St (N) - Goodman St to Dead End	530,941	Completed
Bainbridge Dr - Camp Wisdom to Cliffwood Dr	894,686	Completed

2006 Bond Program Projects
Proposition 01 - Street and Transportation

Project Name	Bond Value	Project Status
Street Petitions (continued):		
Cliffdale Ave. - Avon St. to Dead End	308,865	Canceled/Reprogrammed
Fairport Rd - Murdock Rd to Dowdy Ferry Rd	784,925	Canceled/Reprogrammed
Fairway Ave - Gill St to James St	181,235	Completed
Fowler St - Missouri Av to Illinois Av (E)	109,762	Completed
Goodman St. - N Bagley St. to Morocco Ave.	390,548	Completed
Helena Ave - Elam Rd to Jeane St	1,432,647	Completed
Kimsey Dr - Maple Av to Dead End	491,848	Completed
Laneri Ave - Merrimac Ave to Mercedes Ave	110,825	Completed
Locust Ave - Dalton St to Dead End	435,661	Completed
Marcell Av - Dacki Av to Hord Av	650,913	Completed
Missouri Av (E) - Fowler St to Illinois Ave (E)	89,596	Completed
Ninth St (W) - Westmoreland Rd (N) to Ravinia Dr (N)	530,245	Completed
Old Homestead Dr - Pleasant Dr to Holcomb Rd	809,174	Completed
Oldgate Ln. - Garland Rd to Diceman Dr.	1,923,563	Completed
Pleasant Vista Dr - Elam to Silver Meadow (Alley)	779,181	Completed
Ranier Street - Mary Cliff Road - Montclair Avenue (N)	268,023	Completed
Riseden Dr - Winding Rose Tr to Hillcrest Rd	555,191	Completed
San Leon Av - Glenclyff Dr to Dead End	554,942	Completed
St. Mary Avenue - Terry Street - Garland Avenue	187,279	Completed
Stedman Dr - Davenport Rd to ex Pavement N Stedman	344,601	Completed
Westmount Av - Davis St to Avon St	926,721	Completed
Westmount Ave. - Avon St. to Fort Worth Ave.	721,282	Completed
Woodway Dr - Fountaindale Dr to Dead-End	288,920	Completed
Street Reconstruction Local Streets:		
Beatrice St - Comstock St to Commerce St	982,751	Completed
Boundbrook Ave - Stillwater Ave to Woodbrook Dr	879,408	Completed
Campbell Rd reconstruction at DART crossing	135,000	Completed
Cantegral - Reconstruct pavement associated with the City Lights Development	299,999	Canceled/Reprogrammed
Englewood Road - Tilden to Oakenwald Street	232,826	Canceled/Reprogrammed
Forsythe Dr - Gayglen Dr to Komatty Dr	434,334	Completed
Frankford at Kelly	218,247	Under Award - Design
Morris St. - Sylvan to Topeka	175,000	Completed
Oakenwald Street - Plowman Ave to Beckley Ave.	413,225	Canceled/Reprogrammed
Oakenwald Street - Zang Blvd. to Plowman Ave	234,784	Canceled/Reprogrammed
Phantom Hill Rd - Bitter Creek Dr to Cheyenne Rd	550,155	Completed
Plowman Avenue - Oakenwald St to Zang Ave	215,350	Canceled/Reprogrammed
Plowman Avenue - Tilden to Oakenwald Street	319,439	Canceled/Reprogrammed
Pueblo Street - Sylvan to Bataan	268,568	Completed

2006 Bond Program Projects
Proposition 01 - Street and Transportation

Project Name	Bond Value	Project Status
Street Reconstruction Thoroughfares:		
Crowdus St (S) - Taylor St to St Louis St	125,303	Completed
Crown Rd - Emerald St to Goodnight Ln	1,114,782	Completed
Dilworth Rd - Pagemill Rd to Hillguard Rd	1,276,300	Completed
Dolphin Rd - Samuell Blvd to Merrifield Rd	319,075	Completed
Empire Central Pl - Empire Central Dr to Empress Row	1,161,433	Completed
Fitchburg St - Chalk Hill Rd to Weir St	704,517	Completed
Fordham Rd - Bonnie View Rd to Hale St	4,300,863	Completed
Gordon St - Swiss Av to Live Oak Sr	446,705	Completed
Henderson Av (S) - Winslow Av to Oleander St	707,070	Completed
Hobbs St - Haskell Av to Alpine St	446,705	Canceled
Irving Blvd (N Serv Rd) - Mockingbird In to Woodall St	2,125,040	Completed
Lake June Rd - Pemberton Dr to C F Hawn Frwy(Serv Rd)	987,106	Completed
Lemmon Ave - Caddo St to N Haskell Av	1,084,855	Completed
Liberty St - Bryan St to Live Oak St	308,865	Completed
Lone Star Dr - Commerce St to Dead End (BNSF RR)	427,561	Completed
Petal St - 11000 Blk	593,585	Completed
Pinewood Dr - Gladwood La to Stults Rd	829,595	Completed
Pulaski St - Irving Blvd to Halifax St	1,249,498	Completed
Rambler Rd - Walnut Hill Ln to 750' North	751,967	Completed
Regal Row - Viscount Row to UP RR	2,393,063	Completed
River Wharf Dr - Barge Ln to Sea Harbor Rd	391,824	Completed
Samuell Blvd - Tennison Pkwy to UP RR	1,604,309	Completed
Southwell Rd - Ables Ln to Shady Tr	984,027	Completed
St Augustine Rd(S) - Old Seagoville Rd to CF Hawn	2,250,117	Completed
Terre Colony Ct - Lone Star Dr North to 1200 ft	1,033,803	Completed
Texas St- Live Oak St to Florence St	622,834	Completed
Titan Dr - Empress Row to Governors Row	1,410,312	Completed
Webb Chapel Rd - Altman Dr to Regent Dr	1,276,300	Completed
Westchester Dr - Luther Ln to Berkshire Ln	427,561	Completed
Westmoreland Rd (S) - 9th St to Sheldon Av	1,595,375	Completed
Street Resurfacing:		
Abbott Ave. - Fitzhugh Ave. to Armstrong Pkwy.	179,703	Completed
Ables Ln. - Electronic Ln. to Southwell Rd.	219,651	Completed
Abrams Rd - Crestmont Dr. to Fisher Rd.	89,852	Completed
Adair St. - Race St. to Concrete	37,906	Completed
Alderson St. - Ellsworth Ave. to Winton St.	46,074	Completed
Allegheny Dr. - Carrizo Ln. to Brockbank Dr.	187,744	Completed
Anaheim Dr. - Northaven Rd. to Forest Ln.	212,504	Completed
Arapaho Rd. - Hillcrest Rd. to Meandering Way	249,134	Completed
Arapaho Rd. - Meandering Way to Coit Rd.	451,810	Completed

2006 Bond Program Projects
Proposition 01 - Street and Transportation

Project Name	Bond Value	Project Status
Street Resurfacing (continued):		
Argonne Dr. - Montclair Ave. to Lausanne Ave.	22,207	Completed
Arnold st. - S. Lamar St. to Austin St.	17,996	Canceled
Arvana St. - Constance St. to Valley Ridge Rd.	100,572	Completed
Ballard Ave. - Colorado Blvd. to Eldorado Ave.	110,910	Completed
Bambi St. - Murdock Rd. to Dowdy Ferry Rd.	144,094	Completed
Barbarosa Dr. - Farola Dr. to Monterrey Ave.	90,617	Completed
Barret Dr. - Jim Miller Rd. to Bramlett Dr.@ Cul-d	167,451	Completed
Barry Ave. (N) - Columbia Ave. to Elm Alley	11,870	Completed
Barry Ave. (S) - RL Thornton Frwy. To Phillip Ave.	141,031	Completed
Barry Ave. (S) - Ware St. to Haskell Ave.	337,964	Completed
Baxtershire Dr. - Hillcrest Rd. to St Michaels Dr.	112,953	Completed
Bayberry Ln. - Clark Rd. to County View Rd.	54,498	Completed
Baylor St. - Dawson St. to Dead End	54,243	Completed
Beaumont St. - Akard St. to Wall St.	28,844	Completed
Beckley Ave. - 8th St. to 12th St.	268,916	Completed
Beckley Ave. (N) - 1909 Beckley Ave. to 2211 Beckley Ave.	115,632	Completed
Beckley Ave. (N) - Commerce St. to Gulden Ln..	232,542	Completed
Belt Line Rd. (S) - Merrydale Dr. to Vida Ln.	349,195	Completed
Beltline Rd. (S) - 1803 Beltline Rd. to Kleberg Rd	374,722	Completed
Bent Branch Ln. - Firelog Ln. to Flickering Shadow Dr.	52,711	Completed
Black Gold Dr. - Cash Rd. to Transport Dr.	136,947	Completed
Bluewood Dr. - Brierfield Dr. to Woodwick Dr.	184,297	Completed
Boedeker St. - Blairview Dr. to Lakehurst Ave.	73,898	Completed
Boisenberry Ln. - Country View Rd. to Bayberry Ln.	63,176	Completed
Bollero Ave. - Antler Ave. to Elam Rd.	57,561	Completed
Bomar Ave. - Forest Park Rd. to Maple Ave.	138,606	Completed
Bonnie View Rd. - Cardiff St. to Persimmon Rd.	470,444	Completed
Boundbrook Ave. - Stillwater Dr. to Gladwood Ln.	386,719	Completed
Bowman Blvd. - Park Ln. to Walnut Hill Ln.	198,337	Completed
Briargrove Ln. - Cobbler's In. to Spyglass Dr.	233,563	Completed
Briarnoll Dr. - Carrolwood Dr. to Debbe Dr.	62,922	Completed
Bridal Wreath Ln. - Deerfield Ln. to Periwinkle Dr.	36,119	Completed
Bridges St. - Cul-De-Sac to Redkey St.	171,407	Completed
Brockbank Dr. - Merrell Rd. to Coogan Dr.	302,738	Completed
Broken Tree Tr. - Deerwood Dr. to Library Ln.	35,864	Completed
Browder St. - Griffin St. (E) to Blakeney Blvd.	43,649	Completed
Bryan St. - Central Expwy to Spenwick Ter.	147,157	Completed
Bryson Dr. - Giddings Cir. To Wallbrook Dr.	161,197	Completed
Buffalo St. - Austin St. to Cockrell Ave.	30,376	Completed
Burbank St. - Denton Dr. to Dead End	78,110	Completed

2006 Bond Program Projects
Proposition 01 - Street and Transportation

Project Name	Bond Value	Project Status
Street Resurfacing (continued):		
Calvert St. - Quebec St. to Irving Blvd.	141,031	Completed
Camp Wisdom Rd. (W) - RL Thornton Frwy. To Woodwick Dr.	556,722	Completed
Cass St. - Motor St. to Dead End	97,382	Completed
Caswell St. - R.B.Cullum Blvd. to Second Ave.	15,698	Completed
Cedar Crest Blvd. - Cadillac Dr. to Morrell Ave.	38,800	Completed
Chadbourne Rd. - Stanford Ave. to Caruth Blvd.	207,909	Completed
Chappel St. - Ft Worth Ave. to IH-30 Svc. Rd.	32,290	Completed
Chartwell Dr. - Pagemill Rd. to Plano Rd.	470,955	Completed
Cherry Laurel Ln. - Keenland Pkwy. To Sportsmans Pkwy.	136,309	Completed
Chireno St. - Bowman Blvd. to Walnut Hill Ln.	182,128	Completed
Clarendon Dr. (E) - Cliff St. to Corinth St.	520,220	Completed
Clarendon Dr. (W) - Zang Blvd. to Bishop Ave.	92,300	Completed
Clover Ln. - Marsh Ln. to Lakemont Dr.	282,189	Completed
Cockrell Ave. - 1900 Lamar to 2700 Lamar	277,468	Completed
Coleshire Dr. - Greenspan Ave. to Highfall Dr.	65,474	Completed
Colorado Blvd. (W) - Beckley Ave. to Sylvan Ave.	374,977	Completed
Columbia Ave. - Beacon Ave. to Fulton St.	41,990	Completed
Congressman Ln. - Denton Dr. to Monroe Dr.	102,232	Completed
Corinth St. - Good Latimer Expy. To Bourbon St.	45,436	Completed
Corinth St. - Lamar St. to Gould St.	55,519	Completed
Country View Rd. - Ashcrest Ln. to Bluestem Rd.	39,820	Completed
Country View Rd. - Wheatland Rd. to Christie Ln. Alley	44,925	Completed
Crawford St. (N & S) - Eighth St. to Twelfth St.	163,877	Completed
Crest Ridge Dr. - Wood Dale Dr. to Casa Oaks Dr.	406,884	Completed
Crowdus St. - Indiana St. to Canton St.	128,651	Completed
Crutcher St. - Washington Ave. to Haskell Ave.	86,278	Completed
Custer Dr. - Tacoma St. to Sunnyvale St.	67,389	Completed
Davila Dr. - Marsh Ln. to Lakemont Dr.	293,932	Completed
Dawson St. - Good Latimer Expy. to Orleans St.	131,969	Completed
Delaware Ave. Bishop Ave. to Griffth Ave.	110,655	Completed
Delmar Ave. - Prospect Ave. to Llano Ave.	209,951	Completed
Denley Dr. (S) - McVey Ave. to Illinois Ave.	208,547	Completed
Denley Dr. (S) - Mentor Ave. to Kingsley Dr.	208,803	Completed
Dennis Rd. - Northaven Rd. to Forest Ln.	208,930	Completed
Denton Dr. - Hudnall St. to Denton Dr. Cut-Off	166,174	Completed
Denton Dr. - King Rd. to Minert St.	107,082	Completed
Denver St. (N) - Davis St. to Fifth St.	230,245	Completed
Dilido Rd. - John West Rd. to Senate St.	198,465	Completed
Directors Row - Cul-De-Sac to Profit Dr.	283,466	Completed
Dividend Dr. - Directors Row to John W. Carpenter Frwy.	211,228	Completed

2006 Bond Program Projects
Proposition 01 - Street and Transportation

Project Name	Bond Value	Project Status
Street Resurfacing (continued):		
Doric St. - Abernathy Ave. to Cul-De-Sac	72,494	Canceled
Dunhaven Rd. - Marsh Ln. to Lakemont Dr.	258,579	Completed
Durango Dr. - El Centro Dr. to Marsh Ln.	141,797	Completed
Eaton Dr. - Mixon Dr. to Wemdon Dr.	117,547	Completed
Edgecliff Dr. - Queenswood Ln. to Lynngrove Dr.	45,819	Completed
Edgefield Ave. (S) - Twelfth St. to Burlington Blvd.	79,385	Completed
Edgemere Road - Northwood Road to Northwest Highway	-	Completed
Edison St. - Hi Line Dr. to Stemmons Frwy.	40,842	Completed
Eighth St. (E) - Patton Ave. to RL Thornton Frwy.	460,361	Completed
El Centro Dr. - Webb Chapel Rd. to Manana Dr.	416,074	Completed
Elderberry Ct. - Elderberry Ln. to Cul-De-Sac	9,699	Completed
Elderberry Ln. - Sugarberry Rd. to Wheatland Rd.	99,551	Completed
Electronic Ln. - Composite Dr. to Composite Dr.	156,219	Completed
Eleventh St. (E) - Cedar Crest Dr. to Eighth St.	154,305	Completed
Elsby Ave. - Lovers Ln. to Catawha Rd.	87,171	Completed
Emerald St. - Royal Ln. to LBJ Frwy.	310,269	Completed
Emily Rd. - Coit Rd. to Kit Ln.	407,012	Completed
Ewing Ave. (S) - Saner Ave. - Hobson Ave.	39,565	Completed
Fieldcrest Dr. - Spring Branch Dr. to Dartridge Dr	115,888	Completed
Fifth St. (W) - Beckley Ave. to Elsbeth Ave.	46,968	Completed
Finnell St. - Lombardy Ln. to Rentzel St.	197,571	Completed
First Ave. - Exposition Ave. to Ash Ln.	188,381	Completed
Five Mile Dr. - Yewpon Ave. to Frio Ln.	222,586	Completed
Fleming Pl. - R.L. Thornton Frwy. to Jefferson Blvd.	30,631	Completed
Flora St. - Boll St. to Woodall Rodgers Frwy.	43,139	Completed
Florence St. - Cantegral St. to Liberty St.	53,222	Completed
Fontana Dr. - Larga Dr. to Marsh Ln.	176,129	Completed
Forest Park Rd. - Hawes Ave. to Empire Central Dr.	102,104	Completed
Forsythe Dr. - Loop 12 to Gayglen Dr.	132,479	Completed
Fort Worth Ave. - Edgefield Ave. to IH 30	323,032	Completed
Fouraker St. - Cedar Hill Ave. to N. Tyler St.	135,415	Completed
Foxwood Ln. - Pleasant Dr. to Oak Hill Cir.	120,100	Completed
Franklin St. (S) - Gladiolus Ln. to Cul-De-Sac	27,695	Completed
Friendship Dr. - Rain Forest Dr. to Lake June Rd.	38,544	Completed
Furlong Dr. - Blue Grass Dr. to 145' N of Beau Purple Dr.	98,658	Completed
Gallagher St. - Chihuahua St. to Vilbig Rd.	83,343	Completed
Gallagher St. - Westmoreland Rd. to Norwich St.	230,627	Completed
Garden Dr. - SM Wright Frwy. To Harwood St.	42,373	Completed
Gaspar Dr. - Larga Dr. to Lakemont Dr.	284,870	Completed
Gentry Dr. - Canada Dr. to Bernal Dr.	95,467	Completed

2006 Bond Program Projects
Proposition 01 - Street and Transportation

Project Name	Bond Value	Project Status
Street Resurfacing (continued):		
Gladwood Ln. - Pinewood Dr. to Westfield Dr.	150,093	Completed
Glenfield Ave. - Tennessee Ave. to Westmoreland Rd.	475,166	Completed
Glover Pass - Scyene Rd. to Overlook Dr.	240,200	Completed
Goldmark Dr. - Midpark Rd. to Spring Valley Rd.	313,587	Completed
Good Latimer Expy. (S) - Corinth St. to S. Central Expy.	511,030	Completed
Good Latimer Expy. (S) - Canton St. to IH 30 Bridge	375,743	Completed
Greendale Dr. - Tonawanda Dr. to Bruton Rd.	168,599	Completed
Greenstone Dr. - Pinewood Dr. to Gladwood Ln.	86,150	Completed
Greenville Ave. - Bryan St. to Palo Pinto Ave.	454,362	Canceled
Greenville Ave. - Winton St. to Mockingbird Ln.	32,035	Completed
Grissom Ln. - Royal Ln. to Forest Ln.	559,530	Completed
Gurley Ave. - Dead End to Stonewall St.	70,707	Completed
Halifax St. - Iron Ridge St. to mockingbird Ln.	377,274	Completed
Hammerly Dr. - Bernal Dr. to Dead End	304,780	Completed
Hampton Rd. (N) - Kraft St. to Trinity River Bridge	380,465	Completed
Hampton Rd. (S) - Challenger Dr. to nMarvin D. Love Frwy.	507,074	Completed
Hampton Rd. (S) - Twelfth St. to Clarendon Dr.	236,754	Completed
Handley Dr. - Greenbriar Ln. to Stemmons Ave.	60,241	Completed
Hansboro Ave. - Pierce St. to Westmoreland Rd.	182,894	Completed
Happy Hollow Ln. - Bitter Creek Dr. to Cheyenne Rd.	42,373	Completed
Hargrove Dr. - Webb Chapel Ext. to Larga Dr.	31,269	Completed
Harlingen St. - Leath St. to Dead End	50,797	Completed
Harrison Ave. - Logan St. to Coombs St.	34,077	Completed
Harwood St (S) - Concrete @ Coombs St. to Pennsylvania Ave.	291,379	Completed
Hawick Ln. - Marsh Ln. to Cul-De- Sac	52,328	Completed
Hawick Ln. - Mixon Dr. to Wemdon Dr.	227,054	Completed
Hawkins St. (N) - Pacific Ave. to Live Oak St.	83,598	Completed
Heather Glen Dr. - Lake Placid Dr. to Marblehead Dr.	153,411	Completed
Herald St. - Lamar St. to Colonial Ave.	58,582	Completed
Hi Line Dr. - Edison St. to Oak Lawn Ave.	211,866	Completed
Hickory St. - Ervay St. to First Ave.	627,940	Completed
Hidalgo Dr. - Webb Chapel Rd. to Marsh Ln.	323,414	Completed
Hidden Valley Dr. - Carioca Dr. to Dead End	80,406	Completed
Highland Glen Tr. - Highland Heather to Meandering	33,822	Completed
Highwood Dr. - San Marcus Ave. to Crest Ridge Dr.	44,032	Completed
Hillard Dr. - Traymore Ave. to Hillburn Dr.	176,513	Completed
Holcomb Rd. - Tonawanda Dr. to Bruton Rd.	143,584	Completed
Holmes St. - Grand Ave. to Pine St.	383,018	Completed
Hyer St. - Lomo Alto Dr. to Dead End	72,876	Completed
Idaho Ave. - Louisiana Ave. to Illinois Ave.	96,999	Completed

2006 Bond Program Projects
Proposition 01 - Street and Transportation

Project Name	Bond Value	Project Status
Street Resurfacing (continued):		
Indian Tr. - Royal Ln. to Denton Dr.	378,933	Completed
Insurance Ln. - Hester Ave. to Knox St.	38,417	Completed
Iowa Ave. (E) - Bruck St. to Corinth Street Rd.	39,948	Completed
Iron Ridge St. - Lakawana St. to Stemmons Fwy.	187,233	Completed
Iroquois Dr. - Dead End to Chippewa Dr.	140,265	Completed
Irving Blvd. Svc. Rd. (S) - Lakawana St. to Calvert St.	300,441	Completed
Jane Ln. - Mockingbird Ln. to Don Dr.	108,868	Completed
Jefferson Blvd. (W) - Hampton Rd. to City Limits	768,332	Completed
Jerome St. - Beeman St. to Dolphin Rd.	141,542	Completed
Juniper Dr. - Seguin Dr. to Mixon Dr.	112,953	Completed
Keeneland Pkwy. - 670' E Walton Walker Frwy. To Walton Walker Frwy.	115,377	Completed
Keeneland Pkwy. - Cavalcade Dr. to Merrifield Rd.	116,270	Completed
Kelly Blvd. - Frankford Rd. to Timber Oaks Dr.	155,326	Completed
Kelso Dr. - Beau Purple Dr. to 533 Kelso Dr.	90,745	Completed
Kessler Canyon Dr. - Kessler Pkwy. To Evergreen Hill Rd.	65,474	Completed
Kessler Pkwy. - Edgefield Ave. to Colorado Blvd.	164,132	Completed
Kessler Pkwy. - Evergreen Hill Rd. to Sylvan Ave.	257,174	Completed
Kidd Springs Dr. - Tyler St. to Sylvan Ave.	25,398	Completed
Kilburn Ave. - Corrigan Ave. to Haas Dr.	284,998	Completed
Kimballdale Dr. - Wenatchee Dr. to Oak Arbor Dr.	52,455	Completed
Kingsbury Dr. - Town North Dr. to Walling Ln.	214,036	Completed
Kingstree Dr. - Roundrock Dr. to D.E. @ Cul-de-Sac	66,368	Completed
Kinkaid Cir. - Webb Chapel Rd. to Cul-De-Sac	10,849	Completed
Kinmore St. - St Charles Ave. to Winfield Ave.	114,612	Completed
Knight St. - Harry Hines Blvd. to Brown St.	171,407	Completed
Knoxville St. - Dead End to Old Spanish Tr.	76,323	Canceled
Kristen Dr. - Cranfill Dr. to 294' east of Cranfill	25,526	Completed
La Joya Dr. - Larga Dr. to Dunhaven Rd.	408,416	Completed
La Prada Dr. - Oates Dr. to Millmar Dr.	355,322	Completed
La Senda Pl. - Greenbrier Ln. to Shady Ln.	17,230	Completed
La Sobrina Dr. - Spring Creek Rd. to El Pastel Dr.	63,177	Completed
La Verdura Dr. - Alto Caro Dr. to El Pastel Dr.	141,542	Completed
Ladybird Ln. - Denton Dr. to Monroe Dr.	120,355	Completed
Lakawana St. - Quebec St. to Irving Blvd.	137,330	Completed
Lanarkshire Dr. - Lanarkshire Dr. to Lanshire Dr.	44,415	Completed
Lancaster Rd. (S) - Morgan Dr. to LBJ Frwy.	230,499	Completed
Larchfield Ln. - Lynbrook Dr. to Longmeadow Dr.	49,138	Completed
Larchwood Dr. - Plano Rd. to McCree Rd.	144,350	Completed
Larga Dr. - Hidalgo Dr. to Park Ln.	152,263	Completed
Lea Crest Dr. - Lancaster Rd. to Easter Ave.	219,013	Completed

2006 Bond Program Projects
Proposition 01 - Street and Transportation

Project Name	Bond Value	Project Status
Street Resurfacing (continued):		
Lear St. - S. Ervay St. to Park Ave.	69,175	Completed
Leigh Ann Dr. - Kirnwood Dr. to Wheatland Rd.	346,133	Completed
Lemmon Ave. - Inwood Rd. to Atwell St.	122,014	Completed
Library Ln. - Camp Wisdom Rd. to Dead End	63,304	Completed
Linda Dr. - Larga Dr. to Marsh Ln.	106,826	Completed
Live Oak St. - Liberty St. to Peak St.	836,998	Completed
Lively Ln. - Park Ln. to Lenel Pl.	187,999	Completed
Llewellyn Ave (S). - Obannon Dr. to Saner Ave.	48,754	Completed
Lofland St. - Harry Hines Blvd. to Redfield Dr.	69,431	Canceled
Logan St. - Merlin St. to Myrtle St.	45,181	Completed
Longmont Dr. - Ferndale Rd. to McCree Rd.	107,975	Completed
Los Gatos Dr. - Kirnwood Dr. to Dead End	28,844	Completed
Louise Ave. - S. Good Latimer Expy. to Malcom X	128,651	Completed
Lovedale Ave. - Harry Hines Blvd. to Mohawk Dr.	184,042	Completed
Madison Ave. (S) - Jefferson Blvd. to Clarendon Dr.	234,073	Completed
Main St. - Exposition Ave. to Commerce St.	84,874	Completed
Malcolm X Blvd. (S) - Elm St. to Concrete	99,934	Completed
Manana Dr. - Nekirk St. to Shady Tr.	458,702	Completed
Mary Cliff Rd. - Ranier St. to Kings Hwy.	74,918	Completed
Masters Dr. (S) - Grady Ln. to Cushing Dr.	281,168	Completed
McKee St. - Wall St. to Ervay St.	174,343	Completed
Mesita Dr. - Algonquin Dr. to Cul-de-sac	58,072	Completed
Metropolitan Ave. - Gertrude Ave. to Foreman St.	167,451	Completed
Mixon Dr - Northwest Hwy. to Van Ness Ln.	384,804	Completed
Modree Ave. - Underwood Dr. to C. L. Veasey Blvd.	27,058	Completed
Moffatt Ave. - Garrison St. to Aztec Dr.	132,480	Completed
Moffatt Ave. - Tacoma St. to Cul-de-sac	218,503	Completed
Monroe Dr. - Walnut Hill Ln. to Merrell Rd.	431,645	Completed
Monticello Ave. - Greenville Ave. to Alderson St.	159,155	Completed
Morris St. - Westmoreland Rd. to Furey St.	65,601	Completed
Munger Blvd. (N) - Bryan St. to Live Oak St.	80,407	Completed
Munger Blvd. (S) - East Side Ave. to Garland Ave.	300,313	Completed
Musgrave Dr. - Dead End to St. Augustine Rd.	100,828	Completed
Ninth St. (E) - Patton Ave. to Marsalis Ave.	105,039	Completed
Nomas St. - Furey St. to Esmalda Dr.	113,207	Completed
Norma St. - Diug Dr. to Jane Ln.	124,567	Completed
Northaven Rd. - Denton Dr. to Cromwell Dr.	878,860	Completed
Oak Hill Cir. - Grovecrest Dr. to Holcomb Rd.	213,653	Completed
Odessa St. - Tumalo Tr. to Dead End	386,591	Completed
Overton Rd (E) - Idaho Ave. to Kushla Ave.	138,096	Completed

2006 Bond Program Projects
Proposition 01 - Street and Transportation

Project Name	Bond Value	Project Status
Street Resurfacing (continued):		
Owensons Dr. - Tyler St. to End of Circle Drive	44,798	Completed
Owenwood Ave. - Samuell Blvd. to Kinmore St.	57,306	Completed
Page Ave. (W) - Zang Blvd. to Madison Ave.	58,199	Completed
Palacios Ave. - Gallagher St. to Homeland St.	55,264	Completed
Pauline St. - Crutcher St. to Simpson St.	24,760	Completed
Peabody Ave. - Malcom X Blvd. to Trunk Ave.	30,248	Completed
Peabody Ave. - SM Wright Frwy. to Dead End	125,588	Completed
Peak St. (N) - Gaston Ave. to Live Oak St.	159,155	Completed
Pebble Valley Ln. - Dead End to Masters Dr.	98,658	Completed
Pemberton Drive - Edgemere Road to Cul-De-Sac	-	Completed
Penguin Dr. - Rocky Ridge Rd. to Cul-De-Sac	38,800	Completed
Penguin Dr. - Sumatra Dr. to Stratton Dr.	131,969	Completed
Perth St. - Harry Hines Blvd. to Cul-de-Sac	114,995	Completed
Pickens St. - Gaston Ave. to Tokalon Dr.	72,494	Completed
Pinyon Tree Rd. - LBJ Frwy. To Dead End	47,478	Completed
Plymouth Rd. (N) - Superior St. to Davis St.	184,042	Completed
Polk St. (S) - Camp Wisdom Rd. to Brogdon Ln.	1,280,128	Completed
Prather St. - Commerce St. to Jackson St.	13,146	Completed
Profit Dr. - Chancellor Row to Premier Row	245,177	Completed
Puget St. - Bayside St. to Angelina Dr.	29,482	Completed
Puget St. - Singleton Blvd. to Bickers St.	304,525	Completed
Purdue Ave. - Chadbourne Rd. to Devonshire Dr.	121,248	Completed
Rayville Dr. - Buckner Blvd. to Pleasant Dr.	84,236	Completed
Reading Ln. - Irving Blvd. to Quebec St.	146,009	Completed
Record Crossing Rd. - Stemmons Frwy. to Harry Hines Blvd.	669,164	Completed
Red Bird Ln. (E) - 160' W of Sunny Crest Ln. to Old Ox Rd.	216,078	Completed
Redfield St. - Lofland St. to Inwood Rd.	249,389	Completed
Rembrandt Ter. - Michaelangelo Dr. to Gainsboro Dr.	166,557	Completed
Richardson Branch Tr. - Club Meadows Dr. to Vista View Dr.	75,302	Completed
Riek Rd. - Ferguson Rd. to End of Concrete	38,034	Completed
Riverway Dr. - Riverway Bend Cir. To Bruton Rd.	192,721	Completed
Ross Ave. - Peak St. to Live Oak St.	782,500	Completed
Royal Ln. - Emerald St. to Denton Dr.	457,681	Completed
Royal Ln. (WB) - Earlshire Dr. to Beauty Ln.	333,497	Completed
San Jacinto St. - Olive St. to N. Pearl St.	16,847	Completed
San Lucas Ave. - San Marcus Ave. to Materhorn Dr.	59,986	Completed
San Paula Ave. - Ferguson Rd. to Santa Garza Dr.	295,336	Completed
Sanden Dr. - Miller Rd. to Bekay St.	205,101	Completed
Security Dr. - Conveyor Ln. to Conveyor Ln.	100,572	Canceled
Sedalia St. - 51st St. to Dahlia Dr.	72,366	Completed

2006 Bond Program Projects
Proposition 01 - Street and Transportation

Project Name	Bond Value	Project Status
Street Resurfacing (continued):		
Senate St. - St Francis Ave. to Dilido Rd.	241,731	Completed
Sharp St. - Quebec St. to Halifax St.	292,656	Completed
Sheila Ln. - Northwest Hwy. to Timberline Dr.	158,006	Completed
Shiloh Rd. - Highwood Dr. to Ferguson Rd.	328,137	Completed
Shorecrest Dr. - Harry Hines Blvd. to 445' W. of 3250 Shorecrest Dr.	758,250	Completed
Shorelark Dr. - Prairie Creek Rd. to Undercliff Dr	48,627	Completed
Simpson Stuart Rd. - Bonnie View Rd. to Park Manor Dr.	348,175	Completed
Skillman St. - Adleta Ct. to Adleta Blvd.	86,533	Completed
Slocum St. - Hi Line Dr. to Stemmons Frwy	299,803	Completed
Sonnet Dr. - Jubilee Tr. To Dead End	146,519	Completed
South Blvd. - Parnell St. to Ervay St.	128,523	Completed
Sovereign Row - Cul-De-Sac to Dividend Dr.	286,657	Completed
Spring Ave. - Hector St. to Hatcher St.	336,816	Completed
Spring Valley Rd. - Hillcrest Rd. to Coit Rd.	553,786	Completed
Springhaven Dr. - Gardenside Dr. to Amity Ln.	67,006	Completed
Spurlock St. - Beeman Ave. to Dolphin Rd.	171,279	Completed
St Augustine Dr. (N) - Grove Oaks Blvd. to Tamalpais Dr.	521,751	Completed
St Charles Ave. - Jerome St. to Samuell Blvd.	79,258	Completed
St Joseph St. - Gaston Ave. to Bryan St.	287,168	Completed
Stevens Wood Ln. - Oak Cliff Blvd. to Stevens Wood Ct.	40,841	Completed
Strickland St. - Denley Dr. to Fernwood Ave.	70,835	Completed
Sugarberry Rd. - Elderberry Ln. to Alley N of Christie Ln.	23,994	Completed
Sullivan Dr. - Wall St. to Ervay St.	110,017	Completed
Sumter Dr. - Timberline Dr. to Hargrove Dr.	180,724	Completed
Sunnyvale St. - Ledbetter Dr. to Fifty Second St.	135,288	Completed
Swiss Ave. - Apple St. to Carroll Ave.	125,460	Completed
Sycamore St. - Peak St. to Fitzhugh Ave.	248,367	Completed
Tavaros Ave. - Garland Rd. to San Fernando Way	39,821	Completed
Taylor St. - Henry St. to Hall St.	75,812	Completed
Temple Dr. - Winnetka Ave. to Windomere Ave.	48,116	Completed
Tex Oak Ave. - Dead End to Butler St.	129,800	Completed
Thale Dr. - Aledo Dr. to Desdemona Dr.	63,049	Completed
Throckmorton St. - Maple Ave. to Holland Ave.	431,006	Completed
Tillman St. - Prichard Ln. to N. Buckner Blvd.	115,122	Completed
Top Line Dr. - Blackgold Dr. to Irving Blvd.	226,160	Completed
Tower Tr. - Coral Hills Dr. to Modella Dr.	133,500	Completed
Townsend Dr. - Webb Chapel Rd. to Vinecrest Dr.	541,789	Completed
Transport Dr. - Black Gold Dr. to Irving Blvd.	189,786	Completed
Tumalo Tr. - Bernal Dr. to Cul-De-Sac	245,943	Completed
Van Ness Ln. - Lenel Pl. to Dunhaven Rd.	53,094	Completed

2006 Bond Program Projects
Proposition 01 - Street and Transportation

Project Name	Bond Value	Project Status
Street Resurfacing (continued):		
Vesper St. - Bexar St. to Dead End	52,328	Completed
Walton St. (N & S) - Elm St. to Taylor St.	107,082	Completed
Washington Ave (N & S) - Worth St. to East Side Ave.	196,933	Completed
Webb Chapel Rd. - Almazan Dr. to Walnut Hill Ln.	1,036,228	Completed
Webb St. - Central Expy. To Tracy St.	49,903	Completed
Wedgewood Ln. - Park Ln . to Cul-de-Sac	50,413	Completed
Wichita St. - Industrial Blvd. to Slocum St.	68,282	Completed
Williamswood Dr. - Dickerson St. to Kirkham Dr.	51,307	Completed
Willow Crest Ln. - Boulder Dr. to Westmoreland Rd.	64,580	Completed
Willow St. - Exposition Ave. to Peak St.	163,749	Completed
Winding Creek Ct. - Davenport Rd. to Cul-de-Sac	288,189	Completed
Winged Foot Ct. - Cromwell Dr. to Cul-de-Sac	80,535	Completed
Winnetka Ave. (N) - Singleton Blvd. to Morris St.	128,396	Completed
Winnetka Ave. (N) - Vecinos Blvd. to Canada Dr.	15,316	Completed
Woodmont Dr. - Loop 12 to Alcorn Ave.	76,578	Completed
Woodshore Dr. - Gladwood Ln. to Stults Rd.	63,687	Completed
Woodspan Dr. - Goldwood Dr. to Kirnwood Dr.	114,484	Completed
Worth St. - Washington Ave. to Haskell Ave.	79,131	Completed
Zang Blvd. (S) - Twelfth St. to Clarendon Dr.	525,453	Completed
Zodiac Ln. - Merrell Rd. to Dairy Milk Ln.	90,745	Completed
Zodiac Ln. - Virgo Ln. to Royal Ln.	157,623	Completed
Streetscape / Urban Design:		
Akard from Commerce to Elm	960,000	Completed
Akard from Ross to Woodall Rodgers	2,326,677	Completed
Alpha from Noel to Monfort	1,999,999	Consolidated
Beckley Avenue - Tilden to Oakenwald Street	114,924	Canceled/Reprogrammed
Bishop Ave - Neely to Colorado	3,701,270	Completed
Cantegral Street Streetscape (Cantegral by Citylights project)	360,000	Canceled/Reprogrammed
Cedar Springs Median	3,840,000	Completed
Citylights Unnamed Street Streetscape	400,000	Canceled/Reprogrammed
Colorado Blvd./Beckley Av. Area Sidewalk Enhancement	-	Under Award - Design
Commerce from Akard to Ervay	1,791,445	Completed
Commerce from Good-Latimer to Hall	1,743,681	Under Award - Design
Deep Ellum Streetscape Design Project	-	Under Award - Construction
Elm from Akard to Ervay	1,727,630	Completed
Elm from Good Latimer to Hall	1,781,587	Under Award - Construction
Good Latimer from Canton to Elm	682,310	Consolidated
Greenville Ave - Belmont to Ross	818,705	Completed
Griffin from IH30 to Main	5,253,548	Under Award - Construction
Houston School Rd @ Laureland	350,000	Completed

2006 Bond Program Projects
Proposition 01 - Street and Transportation

Project Name	Bond Value	Project Status
Streetscape / Urban Design (continued):		
Live Oak - Cantegral to Good Latimer	290,000	Canceled/Reprogrammed
Live Oak - Cantegral to Texas	125,000	Canceled/Reprogrammed
Main from Good-Latimer to Hall	1,705,775	Consolidated
Main Street from Market to Griffin	1,816,971	Completed
Manderville Lane from US 75 along the existing Manderville East/West to the existing Manderville Road running north and south	314,690	Completed
Meadow from the Intersection of Meadow Road and Manderville Lane to US 75	800,000	Completed
Meadow Road from the DART crossing to Rambler Road	699,999	Completed
Museum of Nature and Science at Victory Park	1,000,007	Completed
North Beckley Ave at Commerce Street	-	Under Award - Construction
OMNI Convention Center Hotel/CCT Street Infra Project	-	Completed
Pedestrian Way on Elm Street between Ervay and Stone Street	2,335,629	On Hold
Rambler Rd. from the Intersection of Rambler Road and Walnut Hill Lane to Meadow Rd.	852,600	Completed
Royal Lane @ Denton	499,999	Consolidated
Singleton Blvd. Revitalization	500,000	Completed
Texas Street - Bryan to Live Oak	200,000	Canceled/Reprogrammed
Tilden Street - Beckley to Plowman Ave	72,716	Canceled/Reprogrammed
Twin Sixties Drive -US 75 Service Rd to Worcola	271,500	Consolidated
Utility modifications (Cantegral by City Lights project)	125,000	Canceled/Reprogrammed
Walnut Hill @ Harry Hines	499,999	Under Award - Construction
West End Plaza	4,467,050	On Hold
Yale Blvd. - SMU to Greenville Avenue	536,000	Consolidated
Yale to Mockingbird Station	230,800	Consolidated
Zang Avenue - Plowman Ave to Oakenwald St	87,429	Canceled/Reprogrammed
Target Neighborhood:		
Dickerson St - McCallum Blvd to Frankford Rd	4,709,547	Completed
Phase IV streets surrounding the South Roundabout, including a South Roundabout Park	308,420	Canceled/Reprogrammed
Phase V streets surrounding the North Roundabout, including a North Roundabout Park	283,581	Canceled/Reprogrammed
Polk St (S) - Ferndale Av to Clarendon Av	1,876,454	Under Award - Construction
Polk St (S) - Wilbur St to Ferndale Av	673,886	Under Award - Construction
Rio Grande Av from Blue Ridge Blvd to Kiest Blvd	1,659,190	Canceled
Unnamed Street from approximately 1500 feet south of existing Manderville East/West to the Roundabout, from the Roundabout to the existing Manderville Road, from the roundabout to US 75	972,641	Completed
Unnamed Street from the new DART crossing to the south Roundabout, from the south Roundabout to approximately 1500 feet south of existing Manderville East/West	701,962	Completed

2006 Bond Program Projects
Proposition 01 - Street and Transportation

Project Name	Bond Value	Project Status
Target Neighborhood (continued):		
Unnamed Street from the Unnamed Creek to the new DART crossing, includes demolition of a portion of the existing Treehouse Lane	499,999	Completed
Unnamed Street surrounding the Esplanade and the Roundabout, includes the Esplanade and the Roundabout Park	1,500,000	Completed
Thoroughfares:		
Akard - Commerce to Elm	280,000	Completed
Bachman Pedestrian Bridge	400,000	Completed
Belleview from Akard to Ervay	1,000,000	Under Award - Design
Bexar - Levee to Municipal	3,828,900	Completed
Bexar - Brigham to Myrtle	1,659,190	Under Award - Construction
Bonnie View -Langdon to Hutchins C.L.	19,661,837	Canceled/Reprogrammed
Brockbank Dr - Lombardy Ln to 600' North of Wheelock	2,976,806	Completed
Cadiz St - Riverfront Boulevard to Union Pacific Railroad	3,191,331	Under Award - Construction
Central Boulevard - Commerce to Live Oak	12,619,900	Under Award - Construction
Chalk Hill - I 30 EB frontage road to Singleton	6,630,449	Under Award - Design
Chalk Hill Rd - Davis St to 800' south of IH-30	9,183,365	Under Award - Construction
Cleveland Rd - Bonnieview Rd to west of BNSF RR	-	Completed
Commerce Street - Levee to Hampton Road	2,000,000	Canceled/Reprogrammed
Continental - Industrial to IH 35E	3,828,900	Under Award - Construction
Danieldale Rd - Old Hickory-Hampton-Beckleymeade	-	Completed
Deceleration lane on Good Latimer	250,000	Canceled/Reprogrammed
Federal -Akard to Ervay	125,000	Completed
Field -Wood to Elm	510,001	Completed
Fort Worth AaveFrom Sylvan To West Commerce	-	Under Award - Design
Goodnight - Royal to North of Harcourt	3,399,212	Under Award - Design
Goodnight - Joe Field to Royal	3,842,655	Under Award - Design
Houston -Young to Elm	390,000	Completed
I-635 corridor (LBJ) - Approaches and Transitions from I35E to US 75 including I-35E. -	10,000,001	Consolidated
Live Oak -Olive to Central Boulevard	475,760	Under Award - Construction
Meadow from the DART crossing to the intersection of Meadow Road and Manderville Lane	250,000	Completed
Meadow Road to the Esplanade, Esplanade to the Unnamed Creek	499,999	Completed
Merrifield from the existing Merrifield Road to Grady Niblo - Design Only	1,945,000	Canceled/Reprogrammed
Motor Street from Harry Hines to Stemmons	2,647,550	Consolidated
Oregon/Beckley connection to I-30 frontage Road	3,968,906	Canceled/Reprogrammed
Patterson -Field to Akard	109,999	Completed
Pearl -Commerce to Live Oak	4,336,191	Under Award - Construction
Routh - Ross to Woodall Rodgers	2,836,983	Completed

2006 Bond Program Projects
Proposition 01 - Street and Transportation

Project Name	Bond Value	Project Status
Thoroughfares (continued):		
Routh St - Ross to San Jacinto	1,773,984	Completed
Sylvan -I-30 WB frontage road to Fort Worth Avenue	1,719,379	Completed
Sylvan -West Commerce to Singleton	2,552,600	Under Award - Design
Telephone Rd Phase II	-	Under Award - Construction
Telephone Road Phase I	-	Completed
Wheatland - Lancaster CL to Lancaster Rd @ Plaza	5,295,618	Under Award - Design
Traffic Intersection Capacity & Safety Improvement:		
Left Turn Lane on Live Oak	175,000	Canceled/Reprogrammed
Signal modifications @ Live Oak/Good Latimer	99,999	Canceled/Reprogrammed
Traffic Sign Upgrades:		
Street Sign Pilot Program	32,000	Completed
Traffic Signal Control Equipment Upgrades:		
Traffic Signal Control Equipment Upgrades - Citywide - Phase 1	331,838	Under Award - Construction
Traffic Signal Upgrades - Citywide:		
Campbell @ Davenport	80,981	Completed
Columbia @ Fitzhugh	95,045	Canceled/Reprogrammed
Traffic signal @ Cantegral/Texas	175,000	Canceled/Reprogrammed
Trails:		
Coombs Creek Trail Phase III (Stevens Park Tennis Court To H	-	Under Award - Construction
East Dallas Veloway- Phase 2A	-	Under Award - Construction
Lake Highlands Trail	-	Under Award - Construction
Trinity Strand Trail	-	Completed
Warranted Signals and School Flashers:		
Warranted Signals and School Flashers - On-Demand	3,560,876	Under Award - Construction

390,421,886

2006 Bond Program Projects
Proposition 02 - Flood Protection & Storm Drainage Facilities

Project Name	Bond Value	Status
Erosion Control:		
Ash Creek Trib 5B7 @ Kiltartan	140,393	Completed
Beckley Club Branch @ 122 South Shore	142,946	On Hold
Cavender 425	102,104	Canceled
Claremont 8022	66,368	Completed
Clarksdale 2132 & 2126	347,154	Completed
Clearbrook Ln. 10500 Blk	99,551	Canceled
Cockrell Hill over Five Mile Creek	165,919	Completed
Coolgreene 8220	76,578	Completed
Cypress Hills Dr. 15012	76,578	Completed
Deep Hill Circle 2631, 2635	276,957	Completed
Deep Hill Circle 2647, 2651	394,377	Completed
Deep Hill Circle 2695, 2699	394,377	Completed
Dove Creek Way 4518	102,104	Completed
Five Mile Pkwy W. 2463	134,012	Completed
Five Mile Pkwy W. 622	191,445	Completed
Five Mile Pkwy W. 938	306,312	Completed
Galway 9538, 9546, 9606, 9614, 9622	903,620	Completed
Glen Oaks 906	262,918	Completed
Glencliff Drive 1035	268,023	Completed
Hampton 3223 South	153,156	Canceled
Healey 2102 and 2103	319,075	Completed
Holliday 3417	107,209	Completed
Holliday 3429	107,209	Completed
Holliday 3509	191,445	Completed
Holliday 3529	91,894	Completed
Hunnicut 8165 & 8171	102,104	Completed
Hunters View 5919	182,511	Completed
Joes Creek @ Merrell Road	132,735	Completed
Justin over Arcadia Creek	89,341	Completed
Los Alamitos 7740	255,260	Completed
Matagorda 1404	91,894	Completed
Millbrook Drive 2707	229,734	Completed
Ripplewood 2804	319,075	Completed
Ripplewood 2832	191,445	Completed
Rocky Branch @ Middle Downs	214,418	Completed
Springwater 9203	91,894	Completed
Summer Creek 6129	127,630	Completed
Tranquilla Drive, 1231	114,867	Completed
Walnut Hill Bridge @ Joes Creek	76,578	Completed
Walnut Hill Bridge @ White Rock Creek	331,838	Completed
Wheatland @ Woody Branch Trib	196,805	Completed

2006 Bond Program Projects
Proposition 02 - Flood Protection & Storm Drainage Facilities

Project Name	Bond Value	Status
Erosion Control (continued):		
Williamson Rd. - Bridges @ McCommas Branch	344,601	Completed
Willowcrest Ln - 3423 to 3447	704,517	Completed
Wixom Lane 881	76,578	Completed
Flood Management:		
Ash Creek - S Fork - Bridges @ Lakeland	4,309,482	Under Award - Design
Auto Trash Cleaners @ Pump Stations	4,581,279	Complete
Bachman Branch FPMS Update	359,120	Completed
Dixon Branch Floodplain Management Plan Update	250,000	Completed
Elam Creek Channel - Seco to Umphress (Ph II)	5,171,379	Completed
Elmwood Branch Bridge @ Franklin	373,489	Under Award - Construction
Glen Oaks 326	193,998	On Hold
Inland Port Area - Regional Detention	2,708,309	On Hold
Levee Drainage System - Eagle Ford Sump	2,424,970	Canceled/Reprogrammed
Levee Drainage System - Hampton-Oak Lawn Sump	48,116,510	Under Award - Construction
Levee Drainage System - Pavaho Sump	37,778,480	Completed
Levee Drainage System - Pressure Sewers	14,720,921	Under Award - Design
Levee Drainage System - Sump A	56,157,200	Under Award - Construction
Levee Drainage System - Trinity-Portland Sump	4,339,420	Canceled/Reprogrammed
McCree Branch - White Rock Trail Bridge	1,192,290	Under Award - Design
Peer Review Services - 100 YR Levee Imp	-	Under Award - Design
Ricketts Branch - Detention Basin	3,956,530	Completed
Storm Drainage:		
Ash Creek Estates @ Meadow Way	416,583	Under Award - Design
Conrad 216 - 221	94,809	cancelled
Indian Ridge 7209	255,260	Completed
Kiest Meadow Dr. 3900	143,649	Completed
Kleberg Road 11700 blk	255,260	Completed
Mercedes Ave 5500 blk @ Worcola	102,104	Completed
Middle Peaks Branch - Phase 1 - to Fair Park	22,340,355	Under Award - Construction
Middle Peaks Branch - Phase 2 - Fair Park to Haskell	12,566,450	Under Award - Construction
Mill Creek Drainage Relief System - Phase I	57,688,760	Under Award - Construction
Northwest Highway (W) at Tulane (Eng, ROW, Util)	900,000	Completed
Peavy @ Galway - Fuller	204,208	Under Award - Design
Phase I Public Storm Drainage Improvements	729,737	Completed
Phase II Public Storm Drainage Improvements	148,307	Completed
Phase III Public Storm Drainage Improvements	128,733	Completed
Phase IV Public Storm Drainage Improvements	259,485	Completed
Phase V Public Storm Drainage Improvements	701,444	Completed
Rush Creek - Relief/Diversion System	8,615,025	Completed
State-Thomas - Antique District (Fairmount & Routh)	1,084,855	Under Award - Construction
State-Thomas - McKinney Ave.	3,931,004	Under Award - Construction

2006 Bond Program Projects
Proposition 02 - Flood Protection & Storm Drainage Facilities

Project Name	Bond Value	Status
Storm Drainage (continued):		
State-Thomas @ Woodall Rodgers	11,741,960	Under Award - Construction
State-Thomas @ Woodall Rodgers (Study)	191,445	Completed
Sylvan Avenue, 1667	252,963	Completed
Turtle Creek Effluence Capture Pilot System	700,000	Completed
Van Buren (N), 824	57,460	Completed
West Dallas - Eagle Ford Sump Basin	2,398,945	Under Award - Design
West Dallas - Westmoreland Hampton Sump Basin	6,464,223	Under Award - Construction
Yewpon - Kingsley Area	2,011,091	Under Award - Design
Zang to Illinois Drainage Relief System	4,000,001	Under Award - Design
	334,313,042	

2006 Bond Program Projects
Proposition 03 - Park and Recreation Facilities

Project Name	Bond Value	Status
Aquatic Facilities:		
Aquatics Facilities Master Plan		- Completed
Bahama Beach Water Park		- Completed
Beckley Saner Park		- Completed
Bonnie View Park Pool	215,000	Completed
Campbell Green Park		- Completed
Campbell Green Park		- Completed
Churchill Park Pool	65,000	Completed
Community Pools	500,000	Completed
Danieldale Park		- Completed
Danieldale Park		- Completed
Everglade Park Pool	185,000	Completed
Exline Park		- Completed
Ferguson Park		- Completed
Ferguson Park		- Under-Award Design
Glendale Park Pool	185,000	Cancelled / Reprogrammed
Grauwlyer Park Pool	185,000	Completed
H.R. Moore Park Pool	185,000	Cancelled / Reprogrammed
Kidd Springs Park	35,000	Cancelled / Reprogrammed
Lake Highlands North Park		- Completed
Lake Highlands North Park		- Completed
Martin Weiss Park Pool	185,000	Completed
McCree Park Pool	65,000	Completed
Mildred L. Dunn Park		- Completed
Mildred L. Dunn Park		- Completed
Pemberton Hill Park		- Completed
Pemberton Hill Park		- Completed
Pleasant Oaks Park	185,000	Completed
Ridgewood Park		- Completed
Ridgewood Park		- Completed
Samuell-Grand Park Pool	195,000	Completed
Tietze Park Pool	155,000	Cancelled / Reprogrammed
Tipton Park		- Completed
Tommie M. Allen Park	225,000	Cancelled / Reprogrammed
Umphress Park		- Completed
Umphress Park		- Completed
Walnut Hill Park Pool	195,000	Cancelled / Reprogrammed
Code Compliance, Safety and Security:		
Accessibility and Code Compliance	1,000,000	Under Award-Construction
Alta Mesa Park		- Completed
Anita Martinez Recreation Center		- Completed

**2006 Bond Program Projects
Proposition 03 - Park and Recreation Facilities**

Project Name	Bond Value	Status
Code Compliance, Safety and Security (continued):		
Beckley Saner Park		- Completed
Cedar Crest Land Acquisition		- Completed
Cottonwood Trail		- Completed
Crown Park		- Completed
Elm Fork Gun Range		- Cancelled
Elm Fork Gun Range		- Under Award-Design
Elm Fork Soccer Complex		- Completed
Fair Park Cotton Bowl		- Completed
Fox Hollow Park		- Completed
Harry Stone Park		- Completed
Kiest Park		- Completed
Mattie Nash - Myrtle Davis Recreation Center		- Completed
Mattie Nash - Myrtle Davis Recreation Center		- Completed
NorthBark (Katie Jackson) Park		- Completed
Pleasant Oaks Recreation Center		- Completed
Rose Haggar Park		- Completed
Samuell Grand Recreation Center		- Completed
Secuirty Cameras	600,000	Under Award-Construction
Security Lights	1,400,000	Under Award-Construction
Trinity River Standing Wave		- Completed
Dallas Arboretum:		
Dallas Arboretum	8,000,000	Completed
Winfrey Point		- Completed
Dallas Zoo:		
Dallas Zoo - P197		- Completed
Dallas Zoo African Savanna		- Completed
Dallas Zoo African Savanna / Elephant	10,000,000	Cancelled / Reprogrammed
Dallas Zoo African Savanna / Stormwater	4,000,000	Cancelled / Reprogrammed
Dallas Zoo Bird and Reptile Building	3,000,000	Cancelled
Dallas Zoo Gorilla Holding Building	2,500,000	Completed
Dallas Zoo Support Services Complex	2,000,000	Cancelled
Dallas Zoo Zebra and Woodlands	3,500,000	Cancelled
Reserve Funds-Dallas Zoo		- Completed
Downtown Parks:		
Belo Garden	6,500,000	Completed
Klyde Warren Park (formerly Woodall Rodgers Plaza)	20,000,000	Completed
Main Street Garden	7,500,000	Completed
Pacific Plaza	9,000,000	Completed

**2006 Bond Program Projects
Proposition 03 - Park and Recreation Facilities**

Project Name	Bond Value	Status
Environmental Conservation:		
Beckley Heights Park	-	Completed
Environmental Conservation	2,000,000	Under Award-Construction
IH 20 Gateway Park	-	Completed
Lake Cliff Park	-	Completed
Luna Vista Golf Course (formerly LB Houston Golf Course)	-	Completed
Simonds Lake	-	Completed
Stevens Park Golf Course	-	Completed
Twin Falls Park	-	Completed
Westhaven Park	500,000	Completed
White Rock Lake	-	Completed
Fair Park:		
Fair Park	600,000	Cancelled / Reprogrammed
Fair Park Age of Steam	2,750,000	Cancelled / Reprogrammed
Fair Park Aquarium Annex	-	Completed
Fair Park Conference Center	2,000,000	Cancelled
Fair Park Cotton Bowl	30,000,000	Completed
Fair Park Cotton Bowl	-	Completed
Fair Park Court of Honor	2,000,000	Cancelled / Reprogrammed
Fair Park Embarcadero Building	1,200,000	Cancelled
Fair Park Esplanade	8,000,000	Completed
Fair Park Esplanade Sculpture Re-creation	-	Completed
Fair Park Grand Ave and ML King Jr Blvd	-	Completed
Fair Park Interpretation Program	-	Completed
Fair Park Observation Tower	-	Completed
Fair Park Pan Am Building	-	Completed
Fair Park Pan American Building	4,500,000	Cancelled / Reprogrammed
Fair Park Parry Avenue Gate	3,500,000	Completed
Fair Park Signage	1,500,000	Cancelled
Fair Park Texas Discovery Garden	-	Completed
Fair Park Texas Discovery Garden	3,000,000	Completed
Fair Park Texas Music Center	500,000	Cancelled
Fair Park Tower Building	3,200,000	Cancelled / Reprogrammed
Fair Park-Site Lighting and Furnishing	1,500,000	Cancelled
Fair Park-Utilities, Infrastructure and Site Improvement	2,000,000	Cancelled
Briscoe Carperter Livestock Center (Formerly FP Livestock Bldg and Sales Arena)	-	Completed
Briscoe Carperter Livestock Center (Formerly FP Livestock Bldg and Sales Arena)	6,000,000	Under Award-Construction

2006 Bond Program Projects
Proposition 03 - Park and Recreation Facilities

Project Name	Bond Value	Status
Historic Restoration:		
Lake Cliff Park	364,650	Completed
Sharrock - Niblo Park (formerly Grady Niblo)	400,000	Under Award-Construction
Stevens Park	200,000	Completed
Land Acquisition:		
Chalk Hill Trail (Land Acquisition)	3,000,000	Remaining to be Awarded
Land Acquisition - District 6 (formerly Frederick Douglas/Moore Community Center)	250,000	Cancelled / Reprogrammed
District 6 Service Center	-	Completed
Elm Fork Soccer Complex	3,000,000	Completed
Joey Georgusis Park (aka Pinnacle Park)	3,500,000	Completed
Land Acquisition - Loop 12	4,000,000	Completed
Land acquisition (District 12)	1,500,000	Completed
Land Acquisition and Planning (K212)	-	Remaining to be Awarded
Reunion Gateway	1,200,000	Cancelled / Reprogrammed
Runyon Creek Greenbelt	-	Completed
Major Maintenance:		
Anita Martinez Recreation Center-ADA Compliance	250,000	Completed
Anita Martinez Recreation Center-Repair water damage/gym floor replacement	400,000	Completed
Anita Martinez Recreation Center-Replace HVAC	250,000	Completed
Arlington Recreation Center-Electrical Upgrades	350,000	Remaining to be Awarded
Arlington Recreation Center-Foundation	584,721	Under Award-Construction
Arlington Recreation Center-Replace HVAC	282,874	Completed
Bachman Lake Recreation Center-ADA	100,000	Under Award-Design
Bachman Lake Recreation Center-Foundation	466,739	Under Award-Design
Bachman Lake Recreation Center- Repair Windows	155,580	Under Award-Design
Bachman Lake Recreation Center-Roof drainage improvement	100,000	Under Award-Design
Bachman Lake Recreation Center Upgrade lighting	15,697	Under Award-Design
Bachman Lake Recreation Center-Replace HVAC	600,000	Under Award-Design
Bachman Lake (Therapeutic) Recreation Center	-	Completed
Beckley Saner Park	500,000	Completed
Cummings Park	500,000	Completed
Dallas Zoo - Bird & Reptile Building - Replace HVAC	400,000	Cancelled / Reprogrammed
Dallas Zoo - Bird & Reptile Building - Replace skylights	300,000	Cancelled / Reprogrammed
East Regional Office	30,000	Completed
Eloise Lundy Recreation Center-ADA	50,000	Remaining to be Awarded
Eloise Lundy Recreation Center-Replace HVAC	500,000	Completed
Exline Recreation Center	200,000	Completed
Fireside Recreation Center-ADA	34,118	Remaining to be Awarded
Fireside Recreation Center-Replace HVAC	300,000	Completed
Fretz Recreation Center	252,185	Completed

2006 Bond Program Projects
Proposition 03 - Park and Recreation Facilities

Project Name	Bond Value	Status
Major Maintenance (continued):		
Fruitdale Recreation Center	300,000	Completed
Grover C. Keeton Golf Course Club House	35,000	Completed
Harry Stone Park - Replace HVAC	300,000	Completed
Harry Stone Park-Replace windows	300,000	Completed
Janie C Turner Recreation Center	185,000	Under Award-Construction
Jaycee Zaragoza Park	40,000	Completed
John C. Phelps Recreation Center	200,000	Completed
Kidd Springs Recreation Center	300,000	Completed
Kleberg Rylie Park	441,218	Completed
Kleberg Rylie Recreation Center	-	Under Award - Design
Luna Vista Golf Course Club House (formerly LB Houston Golf Course)	70,000	Completed
Marcus Recreation Center-Replace HVAC	253,259	Under Award-Construction
Marcus Recreation Center-Structural/drainage work	300,000	Under Award-Construction
Martin Luther King Jr. Recreation Center	600,000	Completed
Martin Weiss Recreation Center	300,000	Completed
Mildred L. Dunn Recreation Center-Add fresh air intake	100,000	Completed
Mildred L. Dunn Recreation Center-Replace HVAC	100,000	Completed
Reverchon Recreation Center	493,010	Completed
Samuell Grand Recreation Center	600,000	Completed
Singing Hills Recreation Center	300,000	Under Award - Design
Tommie M. Allen Recreation Center	300,000	Remaining to be Awarded
Umphress Recreation Center	40,000	Completed
Walnut Hill Recreation Center	300,000	Completed
Willie B. Johnson Recreation Center	80,000	Completed
Major Outdoor Facilities:		
LB Houston Golf Course	-	Completed
Luna Vista Golf Course (formerly LB Houston Golf Course)	-	Completed
Stevens Park Golf Course	1,000,000	Completed
Major Recreational Facilities-Outdoor:		
Athletic Field Lighting	1,000,000	Completed
Elm Fork Gun Range	500,000	Cancelled / Reprogrammed
Elm Fork Park Soccer Complex	8,000,000	Completed
Elm Fork Soccer Complex	3,200,000	Completed
Grover C. Keeton Golf Course	1,000,000	Completed
Joey Georgisus Park (FORMERLY Pinnacle Park)	4,000,000	Cancelled / Reprogrammed
Light Pole Inspection	-	Completed
Samuell Garland Park	500,000	Completed
Samuell Grand Amphitheather	-	Completed
Samuell Grand Tennis Center	1,000,000	Completed
Stevens Park Golf Course	2,000,000	Completed

2006 Bond Program Projects
Proposition 03 - Park and Recreation Facilities

Project Name	Bond Value	Status
Major Recreational Facilities-Outdoor (continued):		
Tenison Glen Golf Course	2,500,000	Completed
Texas Horse Park	12,000,000	Completed
Texas Horse Park	2,000,000	Completed
West Dallas Gateway	1,800,000	Completed
Partnership Match Funding:		
Griggs Park	-	Completed
Neighborhood Partnership Match Funding	1,000,000	Completed
Playgrounds:		
Apache Park	170,592	Completed
Cedar Run Park	80,000	Completed
Cherrywood Park (Weischel Park)	170,592	Completed
Churchill Park	136,473	Completed
Cochran Park	63,423	Completed
Crockett Park	170,592	Cancelled / Reprogrammed
Crown Park	170,592	Completed
Dixon Branch (Sunset Inn/Dreyfuss Club)	170,592	Completed
Everglade Park	80,775	Completed
Fireside Park	170,592	Completed
Five Mile Greenbelt	170,592	Cancelled / Reprogrammed
Fox Hollow Park	170,592	Completed
Frankford Park	170,592	Cancelled / Reprogrammed
Friendship Park	170,592	Completed
Fruitdale Park	170,592	Completed
Glencoe Park	170,592	Completed
Glendale Park (District 4)	-	Completed
Glendale Park (District 4)	170,592	Completed
Glendale Park (District 5)	170,592	Completed
Holcomb Park	170,592	Completed
Indian Ridge Park	170,592	Cancelled
J.J. Lemmon Park	103,904	Completed
J.P. Hawn Park	170,592	Completed
J.W. Ray Park	30,000	Completed
John C. Phelps Park	170,592	Completed
Katie Jackson Park	102,355	Cancelled / Reprogrammed
Kiest Park	276,654	Completed
Kiest Park / Fantasy Landing	170,592	Completed
Lake Highlands	170,592	Completed
Lake Highlands North Park	-	Completed
Lawnview Park	170,592	Completed
Lochwood Park	165,085	Completed
Main Street Garden	-	Under Award - Design

2006 Bond Program Projects
Proposition 03 - Park and Recreation Facilities

Project Name	Bond Value	Status
Playgrounds (continued):		
Mattie Nash - Myrtle Davis Park - Playground funds relocated to Rec Center Funding	70,578	Completed
Miller Family Park	170,592	Completed
Moore Park	170,592	Completed
Opportunity Park	89,888	Completed
Peavy-Van Dyke Park	170,592	Completed
Pemberton Hill Park	119,197	Completed
Preston Hollow Park	143,507	Completed
Randall Park	121,550	Completed
Ricketts Branch Park	170,592	Completed
Rose Haggar Park	170,592	Completed
Salado Park	170,592	Cancelled / Reprogrammed
Samuell Grand Park	170,592	Completed
Sand Springs Park	170,592	Completed
Scotland Park	170,592	Completed
Seaton Park	170,592	Completed
Sugarberry Park	170,592	Completed
Thurgood Marshall Park	170,592	Completed
Valley View Park	131,155	Completed
Walford Park	170,592	Completed
Wheatley Park	170,592	Completed
White Rock Lake Nautical Area	170,592	Cancelled / Reprogrammed
Willoughby Park	170,592	Cancelled / Reprogrammed
Wonderview Park	170,592	Completed
Woodland Springs Park	120,592	Completed
Recreation and Site Development:		
Arcadia North Library and School	286,594	Cancelled / Reprogrammed
Benito Juarez Parque De Heroes	190,038	Completed
Beverly Hills Park	118,609	Completed
Cole Park	200,000	Completed
Elmwood Parkway	40,942	Completed
Gannon Park	68,237	Cancelled / Reprogrammed
Westhaven Park	213,690	Completed
Westmoreland Park	274,465	Completed
Recreation Facilities and Site Development:		
Alta Mesa Park	50,000	Completed
Alta Mesa Park Trail	80,000	Completed
Alta Mesa Park	48,620	Completed
Anita Martinez Recreation Center	1,000,000	Completed
Arapaho Park	384,135	Cancelled / Reprogrammed
Arlington Park	65,901	Completed

2006 Bond Program Projects
Proposition 03 - Park and Recreation Facilities

Project Name	Bond Value	Status
Recreation Facilities and Site Development (continued):		
B.B. Owen Park	352,197	Cancelled / Reprogrammed
Bachman Lake	1,963,026	Completed
Bachman Lake	275,883	Under Award-Design
Bachman Lake	-	Completed
Bahama Beach Water Park	-	Completed
Beckley Saner Park	-	Completed
Beckley Saner Park	1,800,000	Completed
Benito Juarez Parque De Heroes	324,346	Completed
Bonnie View Park	-	Completed
Buckner Park	60,775	Under Award-Design
Butler Nelson Cemetery	35,000	Completed
Campbell Green Recreation Center	700,000	Completed
Casa Linda Park	274,465	Completed
Casa View Park	100,000	Cancelled / Reprogrammed
Casa View Park Athletic Field	54,893	Cancelled / Reprogrammed
Cedar Crest Golf Course	-	Under Award-Construction
Cherrywood Park	26,127	Completed
Churchill Park	217,936	Completed
Churchill Park	2,126,607	Completed
Churchill Park	150,000	Completed
Churchill Park Recreation Center	409,420	Completed
Cole Park	60,775	Completed
Cole Park	-	Completed
College Park	15,000	Completed
Continental Pedestrian Bridge	2,000,000	Completed
Cotillion Park	388,960	Completed
Crawford Memorial Park	1,600,000	Completed
Crawford Memorial Park	-	On Hold
Cummings Park	1,650,000	Completed
Dealey Montessori School	200,000	Cancelled / Reprogrammed
Dealey Montessori School	200,000	Cancelled / Reprogrammed
Dealey Montessori School	194,884	Cancelled / Reprogrammed
Deerpath Park	-	Completed
Elm Fork Soccer Complex (public art)	-	Completed
Elmwood Parkway	780,000	Completed
Emerald Lake Park	68,237	Completed
Emerald Lake Park	303,875	Completed
Exall Park	-	Completed
Exall Park	-	Completed
Exall Park	-	Completed
Exall Park	75,000	Completed

2006 Bond Program Projects
Proposition 03 - Park and Recreation Facilities

Project Name	Bond Value	Status
Recreation Facilities and Site Development (continued):		
Exall Recreation Center	145,860	Completed
Exposition Plaza	234,000	Completed
Fair Oaks Park	388,960	Cancelled / Reprogrammed
White Rock Hills Recreation Center-2006	5,000,000	Remaining to be Awarded
Fireside Park	136,473	Completed
Fireside Recreation Center	50,000	Completed
Forest Park	10,000	Completed
Fox Hollow Park	117,139	Completed
Fox Hollow Park	54,698	Completed
Freedman's Memorial Cemetery	133,705	Under Award-Construction
Fretz Park	300,934	Completed
Fretz Park	-	Completed
Fretz Park	-	Completed
Fretz Park	364,650	Completed
Fretz Recreation Center	1,100,000	Completed
Garrett Park	77,500	Under Award-Construction
Garrett Park	50,000	Under Award-Construction
Garrett Park	672,000	Under Award-Construction
Gateway Park	-	Completed
Glencoe Park	274,465	Completed
Glencoe Park	27,295	Completed
Glencoe Park	-	Remaining to be Awarded
Northhaven Park-North (Glencove)	100,000	Completed
Glendale Park	-	Completed
Grauwyler Park	40,000	Completed
Grauwyler Park	61,000	Completed
Greiner Park	-	Completed
Griggs Park	300,000	Completed
Hamilton Park Open-Air Gymnasium	400,000	Under Award-Design
Hamilton Park Pavilion	243,100	Under Award-Design
Hamilton Park Recreation Center	250,000	Under Award-Design
Harry Stone Park Recreation Center	1,000,000	Completed
Herndon Park	-	Completed
Hillcrest Park	400,000	Completed
Hillcrest Park	282,366	Completed
Hulcy Park	303,875	Cancelled
J.W. Ray Park Pavilion	15,000	Completed
Jaycee Zaragoza Park	400,000	Completed
Jaycee Zaragoza Park	1,823,250	Completed
Juanita J. Craft Recreation Center	-	Completed
K.B. Polk Park	-	Completed

2006 Bond Program Projects
Proposition 03 - Park and Recreation Facilities

Project Name	Bond Value	Status
Recreation Facilities and Site Development (continued):		
K.B. Polk Park (Land)	488,155	Completed
Katy Trail	460,000	Completed
Kidd Springs Park	-	Completed
Kidd Springs Park	-	Completed
Kidd Springs Park	400,000	Completed
Kidd Springs Recreation Center	1,778,000	Completed
Kidd Springs Park	-	Under Award-Construction
Kidd Springs Park	-	Under Award-Design
Kidd Springs Park	-	Completed
Kidd Springs Park	122,826	Completed
Kiest Park	-	Completed
Kiest Park	-	Completed
Kiest Park	600,000	Completed
Kiest Park	2,000,000	Completed
Kiest Park	-	Completed
Kiestwood Trail	-	Completed
Kingsbridge Park	200,000	Cancelled / Reprogrammed
Kingsbridge Park	10,000	Cancelled / Reprogrammed
Kingsbridge Park	75,000	Cancelled / Reprogrammed
Kingsbridge Park	170,592	Cancelled / Reprogrammed
Kleberg Rylie Park	900,000	Completed
Lake Cliff Park	272,000	Completed
Lake Cliff Park	-	Completed
Lake Cliff Park Trail	81,884	Completed
Lake Highlands North Park	417,749	Cancelled / Reprogrammed
Lake Highlands North Recreation Center	800,000	Completed
Lakeland Hills Park	166,331	Under Award-Design
Lakeland Hills Park Pavilion	359,500	Under Award-Design
Lakewood Park	610,000	Completed
Land acquisition (District 12)	2,574,626	Completed
Lizzie Oliver Park	-	Completed
Main Street Garden	-	Remaining to be Awarded
Martin Weiss Park	-	Completed
Martin Weiss Park	8,188	Completed
Martin Weiss Park	40,942	Completed
Mattie Nash - Myrtle Davis Recreation Center (T237)	4,200,000	Completed
McCree Park	-	Completed
Meadowstone Park	29,000	Completed
Meadowstone Park	10,000	Completed
Meadowstone Park	45,000	Completed
Meadowstone Park	-	Completed

**2006 Bond Program Projects
Proposition 03 - Park and Recreation Facilities**

Project Name	Bond Value	Status
Recreation Facilities and Site Development (continued):		
Moss Park	-	Completed
Moss Park	274,465	Cancelled / Reprogrammed
NorthBark (Katie Jackson) Park	250,000	Completed
NorthBark (Katie Jackson) Park	200,000	Completed
Oak Cliff Founders Park	370,000	Completed
Oak Cliff Founders Park	-	Completed
Park in the Woods Park	91,162	Completed
Park in the Woods Park	100,000	Completed
Park in the Woods Park	200,000	Completed
Park Signage	900,000	Under Award-Construction
Pecan Grove Park	100,000	Completed
Pike Park	207,750	Remaining to be Awarded
Pike Park	400,000	Completed
Pleasant Oaks Recreation Center	1,650,000	Completed
Preston Green Park	274,465	Cancelled/Reprogrammed
Preston Ridge Trail	100,000	Cancelled / Reprogrammed
Preston Ridge Trail	300,000	Cancelled / Reprogrammed
Program Management	-	Completed
Public Art Projects (N810)	-	Under Award-Construction
Public Art Administration (N809)	-	Under Award-Design
Randall Park	56,069	Completed
Randall Park	500,000	Completed
Recreation Master Plan	500,000	Completed
Renner Park	-	Completed
Reverchon Park	600,000	Remaining to be Awarded
Ridgewood Park	971,682	Completed
Robert E. Lee Park	358,768	Under Award-Design
Rochester (West) Park	70,625	Completed
Rochester Park	-	Completed
Rose Haggar Park	100,000	Completed
Rose Haggar Park Pavilion	350,000	Completed
Royal Park	335,240	Completed
Royal Park Pavilion	388,960	Completed
Ruthmeade Park	-	Completed
Samuell Grand Recreation Center	400,000	Completed
Samuell Grand Park Recreation Center	1,400,000	Completed
Samuell Grand Tennis Center	-	Completed
Sargent Park	500,000	Completed
Scotland Park	-	Completed
Security Lights - District 1	400,000	Completed
Security Lights - District 4	1,400,000	Completed

2006 Bond Program Projects
Proposition 03 - Park and Recreation Facilities

Project Name	Bond Value	Status
Recreation Facilities and Site Development (continued):		
Singing Hills Recreation Center	1,059,995	Under Award-Design
Singing Hills Recreation Center-Site Package	-	Completed
South Central Park	-	Completed
South Central/Joppa Gateway (District 4)	600,000	Under Award-Construction
South Central/Joppa Gateway (District 5)	600,000	Under Award-Construction
Stevens Park Golf Course	-	Under Award-Construction
Swiss Avenue Medians	100,000	Completed
Tama Park	-	Completed
Tenison Golf Course	-	Under Award-Construction
Tietze Park	25,000	Completed
Tietze Park Trail	327,536	Completed
Timberglen Park	400,000	Completed
Timberglen Park Athletic Fields	614,130	Completed
Timberglen Park Sprayground	672,435	Completed
Tommie M. Allen Park	364,650	Completed
Tommie M. Allen Park Trail	152,915	Completed
Tommie M. Allen Park	75,000	Remaining to be Awarded
Trinity River Standing Wave	1,000,000	Completed
Turtle Creek Parkway	300,000	Remaining to be Awarded
Turtle Creek Parkway	712,372	Completed
Umphress Park	-	Completed
Urbandale Park	-	Completed
Valley View Park	280,942	Completed
Valley View Park	-	Completed
Valley View Park	650,000	Completed
Valley View Park (West)	289,170	Completed
Valley View Park (West) Trail	60,000	Completed
Wagging Tail Park (formerly Keller Springs Park)	250,000	Completed
Walnut Hill Recreation Center	1,796,980	Completed
Webb Chapel Park	388,960	Completed
Westhaven Park	-	Completed
White Rock Lake	500,000	Remaining to be Awarded
White Rock Lake East Lawther	2,000,000	Under Award-Construction
White Rock Lake Mockingbird Point	1,000,000	Completed
White Rock Valley Park	-	Completed
Willie B. Johnson Recreation Center	650,360	Completed
Willie Mae Butler Park	672,435	Completed
Roof Replacement:		
Bachman Recreation Center	431,089	Under Award-Design
Beckley Saner Park	384,000	Completed
Campbell Green Recreation Center	200,000	Completed

2006 Bond Program Projects
Proposition 03 - Park and Recreation Facilities

Project Name	Bond Value	Status
Roof Replacement (continued):		
Dallas Zoo Blue Building	100,000	Cancelled / Reprogrammed
Dallas Zoo Guest Relations Building	30,000	Remaining to be Awarded
Eloise Lundy Recreation Center	384,000	Completed
Exline Recreation Center	484,837	Completed
Harry Stone Park	313,886	Completed
Jaycee Zaragoza Park	328,048	Completed
Kiest Recreation Center	280,000	Completed
Kleberg Rylie Park	276,002	Completed
Martin Weiss Recreation Center	253,000	Completed
Pike Recreation Center	320,000	Completed
Tommie M. Allen Recreation Center	255,000	Completed
Walnut Hill Recreation Center	262,710	Completed
Willie B. Johnson Recreation Center (Hamilton)	259,980	Completed
Service Facilities:		
District 2 Service Center	-	Under Award-Design
District 6 Service Center	2,800,000	Under Award-Design
Luna Vista Golf Course (formerly LB Houston Golf Course)	-	Under Award-Design
Muchert Center	4,200,000	Under Award-Design
Service Center 2006	-	Remaining to be Awarded
Special Use Areas:		
Dealey Plaza	-	Completed
Dealey Plaza	-	Completed
Fair Park Aquarium	-	Completed
Fair Park Coliseum	-	Completed
Fair Park Coliseum	-	Completed
Study:		
Bachman Recreation Center	100,000	Under Award-Design
Janie C Turner Recreation Center	100,000	Under Award-Construction
Trail Development:		
Belleview/McKee Trail Connection to Trinity	2,000,000	Completed
Bernal Trail	150,000	Completed
Cedar Crest Trail	200,000	Completed
Coombs Creek Trail	450,000	Completed
Cottonwood Trail	250,000	Completed
East Dallas Veloway	1,084,855	Completed
Elm Fork Trail	200,000	Cancelled / Reprogrammed
Five Mile Creek Trail	-	Under Award-Design
Five Mile Creek Trail	1,000,000	Under Award-Design
Five Mile Greenbelt (East of I-35)	520,000	Completed
Five Mile Greenbelt (East of I-35)	780,000	Completed
Katy Trail	175,000	Completed

**2006 Bond Program Projects
Proposition 03 - Park and Recreation Facilities**

Project Name	Bond Value	Status
Trail Development (continued):		
Katy Trail	20,000	Cancelled / Reprogrammed
Lake Highlands Trail	700,000	Completed
North Dallas Veloway	65,000	Completed
Northaven Trail (Valley Dale Drive to Preston)	1,300,000	Completed
Old Trinity Trail	1,500,000	Completed
Runyon Creek Greenbelt	200,000	Cancelled / Reprogrammed
Santa Fe Trail (formerly East Dallas Veloway - Phase II)	1,084,855	Under Award-Construction
Timberglen Trail	150,000	Remaining to be Awarded
Trinity Strand	1,000,000	Completed
Trinity Strand Trail Connection	-	Completed
Trinity-Strand / Katy Trail Connection	250,000	Completed
Turtle Creek Trail	300,000	Completed
White Rock Creek Greenbelt	400,000	Completed
White Rock Creek Trail	940,000	Completed
White Rock Creek Trail	-	Completed
White Rock Creek Trail	-	Completed
White Rock Lake West Lawther	-	Completed
White Rock Trail Extension	150,000	Completed
	343,230,711	

**2006 Bond Program Projects
Proposition 04 - Library Facilities**

Project Name	Bond Value	Status
Library Facilities:		
Central Library - 7th Floor Renovation	-	Completed
Forest Green Branch Library - Site Acquisition	3,088,646.00	Completed
Fretz Park Branch Library	6,058,762.00	Completed
Highland Hills Branch Library - Design Only	600,000.00	Completed
Highland Hills Branch Library - Site Acquisition	350,983.00	Completed
Highland Hills Branch Library - Construction	-	Completed
North Oak Cliff - Site Acquisition	510,520.00	Completed
Park Forest - Site Acquisition	5,003,607.00	Completed
Polk-Wisdom Branch Library - Construction	3,934,521.00	Completed
Polk-Wisdom Branch Library-Design	505,913.00	Completed
Preston Royal Branch Library - Site Acquisition	5,000,000.00	Completed
Renner- Frankford Library Light Pole	12,700.00	Canceled
Vickery Meadow Branch Library - Site Acq.	5,615,720.00	Completed
White Rock Branch Library	8,035,998.00	Completed
Major Maintenance:		
Audelia Library - Replace boiler	200,000.00	Completed
Central Library - Main fire panel	177,800.00	Completed
Forest Green Library - Replace HVAC	181,280.00	Completed
Highland Hills Library - Replace HVAC	197,625.00	Completed
Kleberg-Rylie Library - New fire alarm/security system	41,631.00	Completed
Lakewood Library - Replace HVAC	459,144.00	Completed
North Oak Cliff Library - Replace HVAC	152,400.00	Completed
Park Forest Library - Electrical/HVAC	337,560.00	Completed
Preston Royal Library - Replace HVAC	258,570.00	Completed
Renner-Frankford Library - Electrical/HVAC	87,500.00	Completed
Walnut Hill Library - Replace HVAC	235,000.00	Canceled
Renovation:		
Central Library - Downtown Branch	2,200,000.00	Canceled/Reprogrammed
Central Library - Renovate floors 2 & 6	1,687,500.00	Completed
Roof Replacement:		
Highland Hills Library - Roof Replacement	214,630.00	Completed
Lakewood Library - Roof Replacement	130,000.00	Completed
North Oak Cliff Library - Roof Replacement	284,480.00	Completed
Park Forest Library - Roof Replacement	201,240.00	Completed
Preston Royal Library - Roof Replacement	353,004.00	Completed
Skyline Library - Roof Replacement	84,240.00	Completed
	46,200,974.00	

**2006 Bond Program Projects
Proposition 05 - Cultural Arts Facilities**

Project Name	Bond Value	Status
Cultural Arts Facilities:		
Asian American Cultural Center	350,000.00	Completed
City Performance Hall	38,235,104.00	Completed
Dallas Heritage Village (Old City Park)	100,000.00	Complete
Latino Cultural Center - Phase II - Design	957,225.00	On Hold
Latino Cultural Center - Phase II - Priority 1 - Black Box Theater	2,807,860.00	On Hold
Major Maintenance:		
African American Museum @ Fair Park - Repair water infiltration	520,000.00	Completed
African American Museum @ Fair Park - Replace HVAC	1,100,000.00	Completed
Dallas Heritage Village (Old City Park) - Security and fire alarm system	225,000.00	Completed
Dallas Museum of Art - Design Fire alarm system	400,000.00	Completed
Dallas Museum of Art - Repair paving@Sculpture Garden	2,000,000.00	On Hold
Dallas Museum of Natural History @ Fair Park - Replace HVAC	450,000.00	Under Award - Construction
Dallas Museum of Natural History @ Fair Park - Waterproofing (aka Perot Museum of Nature & Science)	1,500,000.00	Under Award - Construction
Dallas Theater Center - Replace HVAC	900,000.00	Completed
Hall of State @ Fair Park - Renovate building/repair damage/chillers	7,485,000.00	Completed
Majestic Theater Center - Replace boiler	800,000.00	Completed
Meyerson - Exterior Envelope		- Completed
Women's Museum - Water Infiltration		- Completed
Master Plan:		
Dallas Theater Center Master Plan	340,000.00	Completed
Renovation:		
Morton H. Meyerson Symphony Center - Extend existing stage	1,400,000.00	Canceled/Reprogrammed
African American Museum @ Fair Park - Roof Replacement	360,000.00	Completed
Dallas Museum of Natural History @ Fair Park - Roof Replacement (aka Perot Museum of Nature & Science)	200,000.00	Under Award - Construction
Majestic Theater Center - Roof Replacement	454,000.00	Completed
South Dallas Cultural Center - Roof Replacement	223,000.00	Completed
Dallas Theater Center - Catwalk and Grid Study at Kalita Humphrey	50,000.00	Completed
	60,857,189.00	

2006 Bond Program Projects
Proposition 06 - City Hall, City Service and Maintenance

Project Name	Bond Value	Status
City Facilities:		
City Hall - Install automatic fire alarm	1,900,000	Remaining to-be-awarded
McCommas Heavy/Welding Shop - Improvements	1,079,183	Completed
McCommas Landfill Office - Improvements	750,000	Completed
Northeast Code Compliance - Renovation	1,200,000	Completed
Northwest Transfer Station - Install scale	54,940	Completed
Southeast Service Center - Construction	10,000,000	On Hold
Land Acquisition:		
Forest/Audelia/LBJ Revitalization	3,949,945	Canceled
Major Maintenance:		
Central Service Center - Convert to chilled water system	1,180,000	Canceled
Central Service Center - Parking	400,000	Canceled
City Hall - Electrical system renovations	5,300,000	Remaining to-be-awarded
City Hall - Expansion joint renovation	1,200,000	Canceled/Reprogrammed
City Hall - Tank replacement	1,000,000	Remaining to-be-awarded
McCommas Heavy/Welding Shop - Repair	412,052	Completed
McCommas Landfill Office - Entrance Improvements	294,986	Completed
McCommas Landfill Office - Upgrades	425,000	Completed
North Central Service Center - Improvements	750,429	Remaining to-be-awarded
Northeast Transfer Station - Repairs	58,865	Completed
Northwest Transfer Station - Repairs	626,580	Completed
Oak Cliff Municipal Center - Replace air handler	221,000	Completed
Old City Hall - 2014 Main - Roof Repairs	380,000	Completed
Southwest Transfer Station - Repairs	58,865	Completed
West Dallas Mutli-Purpose - Replace HVAC	274,701	Completed
Master Plan:		
City-Wide Multi Purpose Center - Master Plan	450,000	Canceled/Reprogrammed
Roof Replacement:		
Building Inspection - 542 E Jefferson - Roof Replacement	70,000	Completed
Central Sanitation Collection - Roof Replacement	50,000	Completed
Central Service Center - 3112 Canton - Roof Replacement	150,000	Completed
Central Service Center - Communications Building- Roof Replacement	349,720	Completed
Central Service Center - Fleet Maintenance - Roof Replacement	338,000	Canceled/Reprogrammed
Central Service Center - PBW Field Operations - Roof Replacement	125,000	Completed
McCommas Heavy/Welding Shop - Roof Replacement	327,025	Completed
People Helping People - Roof Replacement	100,330	Canceled
Southwest Sanitation - Roof Replacement	80,000	Completed
Southwest Service Center - Fleet Maintenance - Roof Replacement	365,880	Completed
Study:		
City Facilities - Building Condition Assessment	825,000	Completed
	34,747,501	

2006 Bond Program Projects

Proposition 07 - Land Acquisition Under The Land Bank Program for The Development of Low and Moderate Income Single-Family Homes

Project Name	Bond Value	Status
Housing / Land Bank Funds:		
Housing / Land Bank Funds	1,500,000	Under Award Construction
	1,500,000	

2006 Bond Program Projects

Proposition 08 -Economic Development in Southern Area of The City, and in Other Areas of The City in Connection with Transit-Oriented Development, by Providing Public Infrastructure and Funding the City's Economic Development Programs for Such Areas

Project Name	Bond Value	Status
Acquisition & Demolition:		
Housing - Acquisition and Demolition	20,000,000	Under Award Construction
Infrastructure Support:		
Economic Development	21,496,519	Under Award - Construction
	41,496,519	

2006 Bond Program Projects
Proposition 09 -Farmers Market

Project Name	Bond Value	Status
Farmers Market:		
Farmers Market	6,636,760	Under Award Construction
	6,636,760	

2006 Bond Program Projects
Proposition 10 - Land Acquisition in the Cadillac Heights Area for Future Location of City

Project Name	Bond Value	Status
Land Acquisition:		
Cadillac Heights Land Acquisition	22,551,771	Under Award
	22,551,771	

2006 Bond Program Projects
Proposition 11 - Court Facilities

Project Name	Bond Value	Status
Municipal Courts Facilities:		
Municipal Courts Building	7,944,968	Completed
	7,944,968	

2006 Bond Program Projects

Proposition 12 - Public Safety Facilities including Police, Fire Facilities & Emergency Warning Systems

Project Name	Bond Value	Status
Fire Department Facilities:		
Bexar Street Police Substation - Fire Department Facilities	-	Completed
Emergency Siren System	3,359,860	Completed
Fire Station #06 Replacement - Harwood, 2808 S	7,646,537	Under Award - Construction
Fire Station #10 Expansion - Frankford, 4451	4,353,459	Completed
Fire Station #27 Replacement - Douglas, 8401	8,319,051	Completed
Fire Station #32 Replacement - Benning, 7007	5,510,904	Completed
Fire Station #37 Replacement - Greenville, 6742	7,646,537	Completed
Fire Station #44 Replacement - Frank St, 4114	5,510,904	Completed
Fire Station, Site Acquisition - W. Kiest Blvd., 6700	446,705	Completed
Fire Station, Site Acquisition, - Mountain Creek Pkwy.,4300	446,705	Completed
Fire Stations - Storm Water Modifications Phase II	3,499,742	Completed
New Fire Station - Keeneland & Walton Walker	6,763,380	Completed
Major Maintenance:		
Camp Wisdom Road over Rickett's Creek	-	Completed
Central Police - Emergency Generator-HVAC Upgrade	746,249	Under Award - Construction
Cypress Waters Public Safety Facility	-	Completed
Fire Maintenance Building 'C' HVAC - 5000 Dolphin	175,000	Completed
Fire Museum Slab - 3801 Parry Ave	90,000	Remaining to-be-awarded
Fire Station #03 Fence - 500 N Malcolm X Blvd	100,000	Completed
Fire Station #05 Windows - 2031 S St Augustine Rd	60,000	Remaining to-be-awarded
Fire Station #07 Parking - 6010 Davenport Rd	65,000	Remaining to-be-awarded
Fire Station #09 HVAC - 2002 Cool Mist Ln	31,750	Completed
Fire Station #14 Fence - 1005 W 12th Street	322,077	Cancelled
Fire Station #15 - Roof	-	Completed
Fire Station #15 Foundation - 111 E 8th Street	23,742	Completed
Fire Station #29 Structural - 9830 Shadow Way	35,560	On Hold
Fire Station #46 Sidewalks - 331 E Camp Wisdom Rd	22,860	Completed
Fire Station #47 Windows and Doors - 7161 Envoy Court	12,954	Under Award - Design
Fire Station #49 Windows - 4901 S Hampton Rd	50,000	Remaining to-be-awarded
Fire Station Abatement - (Various Locations)	300,000	Under Award - Design
Fire Station No. 3 - Roof Replacement	-	Completed
Fire Station No. 36 - Apparatus Bay Expansion	-	Under Award
Fire Station No. 51 - Kitchen Improvements	-	Completed
Fire Station No. 7	-	Under Award
Fire Training Rookie Building 'B' Drainage - 5000 Dolphin Rd.	152,400	Completed
Fire Training Rookie Building 'B' HVAC - 5000 Dolphin Rd.	295,000	Completed
Jack Evans DPD HDQ - Masonry Repairs	-	Completed
Jack Evans DPD HQ - PED Bridge Stair Replacement	-	Under Award
North Central Police - Emergency Generator & HVAC	298,000	Completed
Northeast Police - Emergency Generator, HVAC & Parking lot lighting	566,268	Completed
Northwest Police - Emergency Generator	124,270	Remaining to-be-awarded

2006 Bond Program Projects

Proposition 12 - Public Safety Facilities including Police, Fire Facilities & Emergency Warning Systems

Project Name	Bond Value	Status
Major Maintenance (continued):		
Police Facilities - Emergency Generators	320,000	Remaining to-be-awarded
Police Substation (Central) - Design and Renovation	-	Completed
Police Substation (Southwest) - Design and Renovation	-	Completed
S. E. Police Parking - Fire Department Facilities	-	Completed
Southeast DPD - Fuel/Car Wash Roof Replacement	-	Completed
Southeast DPD - Sally-port Roof Replacement	-	Completed
Southeast Police - Emergency Generator & HVAC	338,366	Remaining to-be-awarded
Southeast Police Carpet Replacement	-	Completed
Southwest Police - Emergency Generator & HVAC	358,419	Completed
Police Department Facilities:		
Cadillac Heights- Site Acquisition	1,193,791	Under Award
Roof Replacement:		
Dolphin Rd Dallas Fire Training Fac. Roof Repl	-	Completed
Fire Museum Roof - 3801 Parry Ave	162,800	Completed
Fire Station #02 Roof - 4211 Northaven Rd	173,355	Completed
Fire Station #04 Roof - 816 S Akard Str	130,556	Completed
Fire Station #07 Roof - 6010 Davenport Rd	295,243	Completed
Fire Station #08 Roof - 1904 N Garrett Ave	170,683	Completed
Fire Station #09 Roof - 2002 Cool Mist Ln	100,000	Completed
Fire Station #16 Roof - 2616 Chalk Hill Rd	132,080	Completed
Fire Station #19 Roof - 5600 E Grand Ave	210,000	Completed
Fire Station #20 Roof - 12727 Montfort Dr	189,056	Completed
Fire Station #36 Roof - 3241 N Hampton Rd	132,969	Completed
Fire Station #43 Roof - 2844 Lombardy Ln	257,383	Completed
Fire Station #46 Roof - 331 E Camp Wisdom Rd	102,585	Completed
Fire Station #47 Roof - 7161 Envoy Ct	88,500	Completed
Fire Station #49 Roof - 4901 S Hampton Rd	223,609	Completed
Fire Station #51 Roof - 200 S St Augustine Rd	139,902	Completed
Fire Station #52 Roof - 2504 S Cockrell Hill	101,700	Completed
Fire Station #53 Roof - 1407 John West Rd	88,980	Completed
Fire Station #54 Roof - 6238 Bonnie View Rd	105,264	Completed
Fire Station #57 Roof - 10801 Audelia Rd	107,900	Completed
Fire Training Administration Building 'A' Roof - 5000 Dolphin Rd.	50,000	Completed
Motorcycle Garage - Roof Replacement	245,440	Completed
North Central Police - Roof Replacement	260,000	Completed
Northeast police - Roof Replacement	381,400	Completed
Southeast Police - Roof Replacement	200,000	Completed
Southwest Police - Roof Replacement	386,500	Completed

63,621,395

2012 Bond Program Projects
Proposition 01 - Street and Transportation

Project Name	Bond Value	Status
Alley Petitions:		
Alley between Bishop Avenue and Haines Avenue from Neches Street to Wickford Street	171,400	Under Award - Construction
Alley between Hibernia Street and McKinney Avenue from Routh Street to Boll Street	94,300	Under Award - Design
Alley between Hibernia Street and State Street from Boll Street to Worthington Street	91,800	Under Award - Design
Alley between Hurley Way and Lenel Place from Williamsburg Road to "T" alley south of Walnut Hill Lane	202,000	Under Award - Design
Alley between Idaho Ave and Maryland Ave from Holden Ave to estimated 250' s to Dallas Power & Light property	85,700	Under Award - Design
Alley between Manana Drive and Park Lane from Larga Drive to Marsh Lane	391,800	Under Award - Design
Alley between Mt. Nebo Street and Mt. Shasta Street from Mt. Royal Street to Mt. Ranier Street	251,000	Under Award - Construction
Alley between State Street and Thomas Avenue from Routh Street to Boll Street	91,800	Under Award - Design
Alley southwest and parallel to Shoreview Road from Forest Trail to Nimrod Trail	189,800	Under Award - Design
Bluffman Drive, Castle Hills Drive & Lovingood Dr. - Lovingood Dr. - Loud Dr.	226,500	Under Award - Design
Capps Dr & Rexford Dr from. Lemmon Ave parallel to Glencrest Ln	146,900	Under Award - Design
Alley Reconstruction:		
Aldwick Dr (8805-9031) And Fenchurch Rd (8904-9020) A8409	218,000	Under Award - Construction
Allencrest Ln (4608-4732) And Forest Ln (4609-4719) A5246	209,400	Under Award - Construction
Allencrest Ln (4807-4931) And Nashwood Ln (4808-4918) A5244	274,000	Under Award - Construction
Alto Caro Dr (7305-7447) And Clearhaven Dr (7306-7446) A9167	260,200	Under Award - Construction
Amberwood Rd (16101-16239) And Wickerwood Dr (6401-6535) A9726	347,000	Under Award - Construction
Arapaho Rd (7630-7630) And El Padre (7707-7707) A9260	188,800	Completed
Azalea Ln (6121-6339) And Royalton Dr (6142-6342) A8946	253,900	Under Award - Design
Azalea Ln (7107-7239) And Currin Dr (7106-7238) A8773	258,700	Under Award - Design
Baxtershire Dr (7110-7250) And Eudora Dr (7109-7239) A8730	273,400	Under Award - Design
Beauty Ln (10804-11030) And Royal Ln (3461-3461) A5447	317,200	Under Award - Construction
Blue Mesa Dr (6834-6922) And Hillcrest Rd (17702-17726) A10597	182,300	Under Award - Design
Boca Bay Dr (4109-4263) And Shady Bend Dr (4110-4264) A5528	376,600	Under Award - Construction
Brookview Dr (4400-4538) And Gloster Rd (4407-4533) A3086	295,500	Under Award - Design
Buxhill Dr (9405-9735) And Lanshire Dr (9408-9636) A8389	310,400	Under Award - Construction
Buxhill Dr (9406-9734) And Shady Dale Ln (9607-9735) A8390	244,500	Under Award - Construction
Caruth Blvd (7403-7543) And Colgate Ave (7402-7542) A3880	241,000	Under Award - Design
Catamore Ln (3117-3185) And Flowerdale Ln (3112-3162) A11081	195,800	Under Award - Construction
Caulfield Dr (6701-6805) And Spanky Branch Ct (6904-7000) A9551	203,500	Under Award - Construction
Cedar Bend Dr (12317-12417) A5499	191,900	Under Award - Construction
Cedarbrush Dr (3809-3951) And Goodfellow Dr (3810-3948) A5588	305,800	Under Award - Construction
Chapel Downs Dr (3108-3256) And Timberview Rd (3111-3253) A5691	349,000	Under Award - Construction

2012 Bond Program Projects
Proposition 01 - Street and Transportation

Project Name	Bond Value	Status
Alley Reconstruction (continued):		
Chattington Dr (7403-7439) And Meandering Pl (15105-15115) A9290	180,300	Under Award - Construction
Chattington Dr (7507-7625) And Woodstone Ln (7524-7624) A9309	185,300	Under Award - Construction
Chesterton Dr (10206-10432) And Walnut Hill Ln (10201-10201) A8448	302,100	Under Award - Construction
Chiswell Rd (9707-9747) And Lanshire Dr (9718-9738) A8384	85,700	Under Award - Construction
Churchill Way (6824-6838) And Hillcrest Rd (12361-12361) A8884	90,700	Under Award - Construction
Claren Ct (7114-7122) And Judi Ct (7104-7112) A10634	162,500	Under Award - Design
Clearhaven Dr (7206-7246) And Alto Caro Dr (7249-7279) A9160	125,100	Under Award - Construction
Coach Light Rd (7204-7260) And Pecan Ridge Dr (7322-7346) A6160	316,100	Under Award - Construction
Coral Gables Dr (3608-3660) And Pallos Verdas Dr (3627-3675) A5411	186,000	Under Award - Construction
Country Brook Dr (4204-4328) A10502	270,300	Under Award - Design
Crest Brook Dr (11311-11439) And Parkchester Dr (11402-11468) A8905	343,700	Under Award - Design
Cromwell Dr (12112-12132) And High Mesa Dr (3404-3416) A5324	81,700	Under Award - Construction
Daybreak Dr (2303-2715) And Harbinger Ln (2304- 2612) A10351	429,800	Under Award - Construction
Deep Valley Dr (3920-3980) And Clear Cove Ln (3911-3951) A5561	318,700	Under Award - Construction
Del Roy Dr (5209-5439) And Preston Haven Dr (5208-5438) A8974	296,400	Under Award - Construction
Delmeta Dr (6811-6957) And Quarterway Dr (6810-6950) A9242	296,800	Under Award - Construction
Duffield Dr (6321-6415) And Earthwind Dr (17134-17222) A9589	136,500	Under Award - Design
Earthwind Dr (17101-17409) And Campbell Rd (6001-6101) A9582	508,200	Under Award - Design
El Padre Ln (7707-7747) And El Santo Ln (7706-7746) A9257	156,400	Under Award - Construction
Estate Ln (10111-10171) And Caribou Trl (9909-9949) A8686	165,400	Under Award - Construction
Fallmeadow Ln (7612-7668) And Meandering Way (14800-14800) A9273	220,400	Under Award - Construction
Fox Hill Ln (5949-5977) and W. Red Bird (1007-1031) A6358	115,600	Completed
Gray Wolf Trl (6203-6251) And Bentwood Trl (6211-6247) A10666	169,600	Under Award - Design
Harbinger Ln (2303-2423) And Kingsridge Dr (2308-2424) A10354	215,100	Under Award - Construction
Harbinger Ln (2503-2623) And Kingsridge Dr (2504-2624) A10349	214,700	Under Award - Construction
Hillcrest Rd (17726-17820) And Blue Mesa Dr (6926-6930) A10597	129,500	Under Award - Design
Hillcrest Rd (17920-18014) And Bremerton Dr (7003-7011) A10597	133,000	Under Award - Design
Hillfawn Cir (7905-7947) And Woodstone Ln (7938-7992) A9246	135,200	Under Award - Construction
Hilton Head Dr (5211-5315) And River Hill Cir (4708-4724) A10672	159,900	Under Award - Design
Hilton Head Dr (5310-5420) And Harbor Town Dr (5305-5323) A18125	181,200	Under Award - Design
Indian Springs Rd (7609-7679) And Tophill Ln (7614-7652) A9319	177,000	Under Award - Construction
Ivywood Dr (807-955) And Havenwood Dr (806-948) A6501	263,700	Under Award - Construction
Kingsridge Dr (2307-2627) And Silverthorne Dr (2304-2516) A10345	421,900	Under Award - Construction
Kirnwood Dr (306-426) And Ryanridge Dr (7729-7769) A6542	157,700	Under Award - Construction
Knollview Dr (14810-14856) And Tophill Cir (7105-7115) A9244	143,500	Under Award - Construction
La Avenida Dr (7505-7607) And Meandering Way A9187	183,800	Under Award - Construction
La Avenida Dr (7607-7747) And La Bolsa Dr (7616-7748) A9186	322,500	Under Award - Construction
La Cabeza (7707-7765) And Scotia (7702-7718) A9118	176,800	Under Award - Construction
La Cosa Dr (7604-7760) And Chalkstone Dr (7605-7747) A9262	423,900	Under Award - Construction

2012 Bond Program Projects
Proposition 01 - Street and Transportation

Project Name	Bond Value	Status
Alley Reconstruction (continued):		
La Cosa Dr (7705-7761) And El Padre Ln (7706-7746) A9258	156,000	Completed
La Cosa Dr (7804-7960) And Fallmeadow Ln (7931-7997) A9265	296,800	Under Award - Construction
La Manga Dr (7707-7765) And La Cabeza Dr (7708-7764) A9119	178,500	Under Award - Construction
Lacehaven Dr (14907-14957) And Knollview Dr (14908-14944) A9299	249,500	Under Award - Construction
Lafayette Way (6207-6263) And Prestoncrest Ln (6206-6262) A8878	183,800	Under Award - Construction
Lakemere Dr (9807-9951) And Crestwick Dr (9806-9940) A8318	304,500	Under Award - Construction
Lavendale Ave (6111-6339) And Azalea Ln (6118-6338) A8948	292,400	Under Award - Design
Lavendale Ave (6120-6338) And Royal Ln (6121-6339) A8951	265,900	Under Award - Design
Lavendale Ave (6404-6474) And Royal Ln (6405-6475) A8967	229,200	Under Award - Design
Lavendale Ave (6405-6441) And Royalton Dr (6456-6480) A8952	156,900	Under Award - Design
Lavendale Ave (6908-7048) And Royal Ln (6907-7047) A8781	295,300	Under Award - Design
Leameadow Dr (7008-7028) And Knollview Dr (14944-14956) A9298	149,800	Under Award - Construction
Lennox Ln (10545-10615) And Isabella Ln (4611-4611) A3111	134,300	Canceled/Reprogrammed
Marbrook Dr (12109-12323) And Madeleine Cir (12104-12136) A8887	290,300	Under Award - Construction
Meadow Bluff Ln (2703-2755) And W Camp Wisdom Rd (2400-2400) A6157	154,900	Under Award - Construction
Meadow Dawn Ln (2705-2759) And Meadow Bluff Ln (2706-2756) A6158	154,200	Under Award - Construction
Meadow Dawn Ln (2706-2760) And Meadow Harvest Ln (2705-2759) A6154	166,300	Under Award - Construction
Meadow Gate Ln (2703-2763) And Meadow Isle Ln (2704-2764) A6161	195,000	Under Award - Construction
Meadow Harvest Ln (2706-2760) And Meadow Isle Ln (2709-2763) A6155	165,600	Under Award - Construction
Meadow Stone Ln (2705-2759) And Meadow Gate Ln (2710-2762) A6156	162,800	Under Award - Construction
Midbury Dr (7806-7848) And Northaven Rd (7807-7847) A8756	129,000	Under Award - Design
Misty Meadow Dr (3403-3523) And Meadowchase Way (17903-17923) A11583	230,100	Under Award - Construction
Overwood Rd (9406-9536) And Parkford Dr (9407-9529) A8357	241,400	Under Award - Construction
Park Grove Ln (18627-18851) And Kirkmeadow Ln (4007-4131) A10466	302,500	Under Award - Design
Parkford Dr (9819-9963) And Ridgehaven Dr (9806-9950) A8324	308,400	Under Award - Construction
Racine Dr (6507-6711) And Autumn Woods Trl (6506-6658) A6456	416,900	Under Award - Construction
Roundrock Rd (7707-7823) And Briaridge Rd (7708-7820) A9272	182,000	Under Award - Construction
Rustic Valley Dr (7238-7420) And Echo Bluff Dr (7104-7132) A9142	409,600	Under Award - Construction
Seedling Ln (2304-2524) And Old Mill Rd (2311-2519) A10364	353,100	Under Award - Construction
Shoreview Rd (9222-9246) And Deer Trail Dr (8044-8044) A11633	71,200	Complete
Shoreview Rd (9506-9748) And Audelia Rd (8725-8725) A8400	368,900	Under Award - Construction
Spring Creek Rd (14906-15022) And Hillfawn Cir (7906-7916) A9248	147,600	Under Award - Construction
Spring Creek Rd (15408-15432) And Fallmeadow Ln (7927-7931) A9266	86,500	Under Award - Construction
Timber Creek Ln (6001-6037) And Gentle Knoll Ln (6002-6030) A9601	153,600	Under Award - Construction
Tophill Ln (7405-7449) And Lynworth Dr (7408-7444) A9302	165,800	Under Award - Construction

2012 Bond Program Projects
Proposition 01 - Street and Transportation

Project Name	Bond Value	Status
Alley Reconstruction (continued):		
Townsley Ct (17203-17215) A9648	108,000	Under Award - Design
Tree Shadow Trl (5902-5942) And Flintshire Ct (5901-5923) A10769	244,900	Under Award - Design
Bridge Repair and Modification:		
Houston Street Viaduct	12,200,000	Under Award - Design
Complete Street:		
Bishop from Jefferson to 8th	3,061,300	Under Award - Design
Cedar Springs Ave from Douglas to Oak Lawn	1,304,100	On Hold
Davis Street from Beckley to Hampton	979,600	Under Award - Design
Grand from R.B. Cullum to Good Latimer	2,449,000	Under Award - Construction
Greenville Ave Retail Areas	820,400	On Hold
Greenville from Belmont to Bell and from Alta to Ross	3,673,500	Under Award - Construction
Henderson St from US 75 to Ross Ave	1,312,100	Remaining to-be-awarded
Jefferson Blvd from Crawford to Van Buren	1,469,400	Under Award - Design
Knox from Katy Trail to US 75	734,700	Remaining to-be-awarded
Lamar (S) from IH 45 to Hatcher	4,898,000	Under Award - Construction
Main St from Good Latimer to Exposition	734,700	Under Award - Design
Meadowcreek Drive Arapaho to Campbell - pedestrian and traffic calming improvements	271,800	Remaining to-be-awarded
MLK from R.B. Cullum to S.M. Wright	468,900	Under Award - Construction
Gateway:		
West Dallas Gateway	34,300,000	Under Award - Design
Intergovernmental Partnership Projects:		
Denton Drive Phase 1 (Walnut Hill to Royal)	5,992,300	Under Award - Design
Keller Springs / Preston / Westgrove (S401)	306,100	Under Award - Construction
LBJ at Skillman Interchange	1,714,300	Under Award - Design
Mountain Creek Parkway from 2400' southeast of Eagle Ford to Clark Road	6,701,000	Under Award - Construction
SOPAC Trail Phase 3 (East Dallas Veloway)SOPAC Trail Phase 3 (East Dallas Veloway)	2,081,700	Under Award - Construction
Spring Valley Rd from Coit Rd to Goldmark sidewalk and pedestrian improvements	153,100	Under Award - Design
Sidewalk Improvements:		
Cypress Hills Dr from La Cosa Dr to south of Liberty Hill (east side)	110,200	Under Award - Design
Denton Dr from Storey Rd to Community Dr (west side only)	20,000	Completed
Harry Hines from Oak Lawn to Wycliff DART Station	122,500	Completed
Hughes Lane from Lafayette Way to the alley north of Linden Ln	137,800	Under Award - Design
Sidewalk Improvements Citywide	1,500,000	Under Award - Construction
Sidewalk Improvements District 12	7,800	Under Award - Construction
Sidewalk Improvements District 2	75,000	Under Award - Design
Sidewalk Improvements District 4	288,200	Under Award - Construction
Street Petitions:		
Crenshaw Dr from Cushing Dr to Old Seagoville Rd	857,200	Under Award - Design
Elmdale Pl from Polk St to Tyler St	455,500	Under Award - Construction
Fernheath Ln from South Beltline Rd. to Dead End	1,285,700	Under Award - Design

2012 Bond Program Projects
Proposition 01 - Street and Transportation

Project Name	Bond Value	Status
Street Petitions (continued):		
Gardenview Dr from Alto Garden Dr to Loma Garden Av	1,469,400	Under Award - Design
Longhorn Street from Bar X St to Ferguson Rd	832,700	Under Award - Design
Michigan Ave from Saner Ave to Hobson Ave	446,900	Under Award - Design
Palacios Ave from Ottawa Rd to Canada Dr	471,400	Under Award - Design
Rockwood St from Jerden Ln to Pembroke Ave	979,600	Under Award - Construction
Stevens St from Cayuga Dr to Davilla Ave and Davilla Ave from Stevens St to Drake St	673,500	Under Award - Design
Street Reconstruction:		
Aberdeen Ave from Preston Rd to Tulane St	909,100	Under Award - Construction
Beall Street from Dolphin to Dead End	365,100	Under Award - Design
Berry Trail from Preston Rd to Copperhill Dr	753,300	Under Award - Construction
Bismark Dr from E. Ledbetter to 51st	900,600	Under Award - Design
Brierfield Dr From Brierfield Cir To W Camp Wisdom Rd	573,600	Under Award - Construction
Carthage Ln from Chandler Dr to Buckingham Rd (13300 block)	317,600	Under Award - Construction
Chandler Dr from Carthage Ln to Carthage Ln 12900 to 13100	1,095,300	Under Award - Construction
Dahman Cir from Church Rd to end of pavement	228,800	Under Award - Construction
Fern Ave from Godfrey Ave To C F Hawn Serv Rd	127,200	Under Award - Construction
Five Mile Dr from Frio Dr To Burnside Ave	213,000	Under Award - Construction
Gentle River Dr from end of pavement to Hidden Trail Dr	456,400	Under Award - Construction
Haas from Marjorie to 51st	413,800	Under Award - Design
Heatherdale from Dove Meadow to Abrams	693,700	Under Award - Construction
Highland Hills Dr from Simpson Stuart Rd to Bonnie View Rd	1,257,600	Under Award - Construction
Imperial St from Bertrand Ave To Lagow St	584,200	Under Award - Design
JB Jackson from Grand to MLK	1,095,300	Under Award - Construction
Langdon Ave from Thurston Dr to Denton Dr	474,000	Under Award - Construction
Lazy River Dr From Wagon Wheels Trl To E. Red Bird Ln	609,400	Under Award - Construction
Ledbetter Dr (E) from Kolloch Dr To Mayforge Dr	578,100	Under Award - Design
Mayforge Dr from Le Forge Ave To E Ledbetter Dr	1,963,900	Under Award - Design
Mingo Street from Dolphin to Dead End	304,300	Under Award - Design
Montie St from Scyene Rd To Junction St	860,400	Under Award - Design
Red Fern Ln From Coit Rd To Blossomheath Ln	601,200	Under Award - Construction
Rilla Ave from Dasch St To Hillburn Dr	261,900	Complete
Rocky Ridge Rd From E Ledbetter Dr To Woodacre Dr	408,100	Under Award - Construction
Southview Ln From Coit Rd To Blossomheath Ln	481,900	Under Award - Construction
Spring Grove from Alpha to Coit	2,255,500	Under Award - Design
Stratton Dr from Calcutta Dr To Penguin Dr	213,900	Under Award - Construction
Superior St from Catherine to W. Clarendon	807,700	Under Award - Construction
Sweet Sue Ln from Hidden Valley Dr to Camp Wisdom (E) Rd	974,800	Under Award - Construction
Tacoma from Ann Arbor to Marjorie	608,500	Under Award - Construction
Trails End from Berry Trl to Arapaho Rd	1,427,500	Under Award - Construction
Weeburn from Marsh to Mid Pines	752,100	Under Award - Construction

2012 Bond Program Projects
Proposition 01 - Street and Transportation

Project Name	Bond Value	Status
Street Reconstruction Thoroughfares:		
Bonnie View from Overton to Springview	523,300	Under Award - Design
Canada Dr from Tamerisk St to Westmoreland Rd	4,150,000	Under Award - Design
Ewing Ave (S) from Galloway Ave to Genoa Ave	1,161,000	Under Award - Design
Fordham from Bonnie View to Illinois	1,521,300	Under Award - Design
Hampton Rd (S) from Crow Creek Dr to north of W. Ledbetter Dr.	1,855,900	Under Award - Design
Hillcrest Rd from Wester Way to McKamy	615,800	Under Award - Construction
Lindsley from Beacon to Munger	2,284,000	Under Award - Design
Maple Ave from 700' south of Mockingbird Ln to Mockingbird Ln	730,200	Under Award - Design
Merit from Park Central to Clodus Fields	1,052,700	Under Award - Construction
Munger Blvd (N) from Rieger to Tremont	1,135,500	Under Award - Construction
Overton Rd (E) from Biglow to Garrison	1,510,300	Under Award - Construction
Woodmeadow from La Prada west to the end of divided roadway	1,703,800	Under Award - Design
Street Resurfacing:		
5th (E) from Crawford to Denver	112,700	Completed
Abrams Rd from Mockingbird Ln to Lange Cir	524,600	Under Award - Construction
Aledo Dr from Crest Ridge Dr to Tisinger Ave	721,700	Completed
Alpha from Peyton to Coit	786,700	Completed
Ambassador Row from Regal Row to Dividend Drive	714,600	Under Award - Construction
Ann Arbor Ave from Bonnie View Rd To Cranfill Dr	178,100	Completed
Ann Arbor Ave from Malden Ln to Strobel Ave	234,800	Completed
Arboreal Dr from 300' north of NW Highway to Walling Ln	461,900	Completed
Autumn Woods Trl from W. Red Bird Ln to Highcrest Dr	352,200	Under Award - Construction
Avondale from Throckmorton to Oak Lawn Ave	106,900	Under Award - Construction
Barnett Ave from Irwindell Blvd to Brooklyndell Ave	77,600	Under Award - Construction
Belgrade Ave from Lawnview Ave to Bisbee Dr	257,000	Completed
Belknap Ave from Illinois Ave to Sutter St	249,200	Under Award - Construction
Blossomheath Ln from Coit Rd to Kit Ln	103,000	Completed
Blyth Dr from Freeport Dr to Shiloh Rd	310,100	Completed
Bonnie View from Springview to Fordham	316,400	Under Award - Construction
Bonnie View Rd from Cummings St To Great Trinity Forest Way	271,500	Completed
Bowen St from McKinney Ave to Turtle Creek	260,000	Under Award - Construction
Bowling Brook Dr from Humoresque Dr To Lazy River Dr	121,800	Remaining to-be-awarded
Briar Cliff Rd from Riverside Dr to end of pavement	240,000	Completed
Briscoe Blvd (S) from W. 10th to W. 12th	184,000	Completed
Brookridge Dr from Spring Valley Rd to end of pavement (14100 block)	60,100	Completed
Bruton Rd from McKim to N Prairie Creek	348,800	Under Award - Construction
Camille Ave from Davenport to Cansler	175,500	Remaining to-be-awarded
Camp Wisdom Rd (W) from Woodwick Dr to Polk St	206,900	Completed
Campanella Dr from Rialto Dr To TI Blvd	245,800	Remaining to-be-awarded
Canty St (W) from Beckley Ave to Madison Ave	189,500	Completed
Caravan Trl from Singing Hills Dr to Lazy River Dr	263,400	Under Award - Construction
Caraway from Latham to Northaven	304,000	Completed

2012 Bond Program Projects
Proposition 01 - Street and Transportation

Project Name	Bond Value	Status
Street Resurfacing (continued):		
Carlisle St from Sneed St to N. Hall St	217,600	Under Award - Construction
Cedar Springs Rd from Inwood Rd to W. Mockingbird Ln	737,500	Completed
Channel from Royal to Talisman	343,700	Under Award - Construction
Chaucer Pl from Camp Wisdom Rd to Kirnwood Dr	486,800	Completed
Churchill Way from Whitley to Preston	119,300	Remaining to-be-awarded
Claremont Dr from Highland Rd to Ferguson Rd	426,400	Completed
Clearwater from Boundbrook to Woodbrook	130,500	Remaining to-be-awarded
Clodus Fields Rd from Merit Rd to Coit Rd	171,100	Remaining to-be-awarded
Cole from Harvard to Lee	664,700	Under Award - Construction
Coolglen Dr from Meadowcreek Dr to end of pavement	105,700	Remaining to-be-awarded
Corinth St (S) from Woodbine Ave to 11th St	243,400	Completed
Cotillion Dr from Shiloh Rd to Plummer Dr	389,400	Completed
Countess from Camelot to end of pavement north of Regent	381,200	Completed
Dale Crest Dr from Park Ln to Walnut Hill Ln	230,300	Completed
Dale Crest from Walnut Hill to Citation	70,100	Completed
Danbury Ln from Abrams Rd to Kelman St	112,500	Completed
Deerwood Dr from Library Ln To End of Pavement	59,600	Completed
Drummond Dr from Drummond Ct north to Ferguson Rd	285,800	Completed
Duchess from Royal Club to Marquis	181,100	Completed
Dumbarton Dr from Cotillion to Drummond Dr	202,800	Completed
Earlport Dr from Roundrock Rd to Winterwood Ln	73,400	Remaining to-be-awarded
Earlshire from Regent to Royal	44,100	Completed
Easton Rd from Garland Rd to Gus Thomasson (Zacha Dr)	451,800	Completed
Easton Rd from Northwest Highway to concrete east of Bon Aire Dr	710,700	Under Award - Construction
Edgefield from Clarendon to Illinois	889,600	Under Award - Construction
Edgemere from Park Lane to Prestonsire	141,700	Completed
Eli Ave from Irwindell Blvd to Brooklyndell Ave	84,000	Completed
Emerald Isle Dr from Garland Rd to park entrance (1000-1100 blocks)	115,400	Under Award - Construction
Emeraldwood Dr from Harvest Glen Dr to Belt Line Rd	45,500	Completed
Empire Central St from Harry Hines Blvd to Heartsill Dr	374,300	Under Award - Construction
Ewing Ave (S) from IH 35 to Viola	91,300	Under Award - Construction
Ewing from 8th to Comal	305,500	Under Award - Construction
Ferndale Rd from Linkwood to Longmont	66,700	Under Award - Construction
Ferndale Rd from Shoreview to NW Highway	91,500	Under Award - Construction
Ferndale Rd from Walnut Hill Ln to Vistadale Dr	636,000	Completed
Flagstaff Dr from Simpson Stuart Rd to end of pavement	165,000	Completed
Forest from High Meadow to Josey	1,277,900	Under Award - Construction
Forest Ln from Preston Haven Dr to High Forest Dr	273,800	Under Award - Construction
Freeport Dr from Gross Rd to Bluffton Dr	76,700	Completed
Gaston Ave from Loving Ave to 200' west of Brendenwood Dr	614,600	Completed
Glen Regal Dr from Rialto Dr To Hallum St	149,700	Remaining to-be-awarded
Goldwood Dr from Polk to WoodspanGoldwood Dr from Polk to Woodspan	304,300	Under Award - Construction

2012 Bond Program Projects
Proposition 01 - Street and Transportation

Project Name	Bond Value	Status
Street Resurfacing (continued):		
Governor's Row from Regal Row to Empire Central	421,800	Remaining to-be-awarded
Graham Ave from Lindsley to Terry St	176,500	Under Award - Construction
Grayport Dr from Harvest Glen Dr to Woodbriar Dr	122,200	Completed
Gretchen Ln from Davenport Rd to Peppy Pl	225,900	Completed
Gross Rd from Shiloh Rd to La Prada Dr	171,800	Completed
Gus Thomasson Rd from Materhorn Dr to Maylee Blvd	364,100	Under Award - Construction
Gus Thomasson Rd from Zacha Dr to Desdemona Dr	401,600	Under Award - Construction
Harry Hines Blvd from Medical District Drive to Butler Street	591,500	Under Award - Construction
Harwich Dr from Park Ln to Walnut Hill Ln	230,700	Completed
Harwich from Walnut Hill to Timberview	121,700	Completed
Haskell Ave from Lemmon to Ross	395,500	Completed
Havenwood Dr from Woodshire Dr to Woodspan Dr	273,600	Under Award - Construction
Henderson Ave (N) from Richard to Ross	740,200	Remaining to-be-awarded
Hillburn Dr from Ravehill Ln to Piedmont Dr	313,000	Completed
Hillcrest Rd from Northaven to Currin Drive	164,900	Completed
Hudspeth Ave from Biglow St to Cardinal Dr	387,700	Under Award - Construction
Hume Dr from Piedmont Dr to Prichard Ln	217,400	Completed
Humphrey Dr from Linfield Rd To Seaton Dr	84,900	Completed
Illinois Ave from Oriol Ave to Michigan Ave	657,200	Under Award - Construction
Inwood Rd from Forest Park Rd to Cedar Springs	1,202,400	Completed
Ivywood Dr from Woodspan Dr to Woodshire Dr	274,100	Under Award - Construction
Jefferson (W) from Beckley to Madison	293,300	On Hold
Jefferson (W) from Rosemont to Hampton	949,300	Under Award - Construction
Jefferson (W) from Walton Walker service road to Flowers Ave	1,052,700	Completed
Jefferson Blvd (W) from Polk to Rosemont	836,100	Completed
Keats Dr from Poinsettia Dr to Illinois Ave	238,500	Completed
Kenwood Ave from Sperry St to Frontier Ln	140,200	Under Award - Construction
Kiest Blvd (E) from S. Lancaster Rd to Kellogg Ave	1,031,000	Completed
Kiest Blvd (W) from Beckley Ave to NB IH 35E Service Rd	314,700	Completed
Kirnwood Dr from Leigh Ann Dr to Woodspan Dr	228,800	Under Award - Construction
La Cabeza Dr from Spring Creek Rd To Querida Ln	122,900	Remaining to-be-awarded
Lake Placid from Reynoldston Ln to Swansee St	486,800	Completed
Lanewood Cir from Neering Dr to Jupiter Rd	236,800	Under Award - Construction
Lawnview Ave from Scylene Rd to Fairway Ave	451,800	Completed
Lazy River Dr from Red Bird Ln to University Hills Blvd	672,300	Under Award - Construction
Leavalley Dr from Hillwood Ln to Winterwood Ln	53,200	Remaining to-be-awarded
Lemmon Ave from W. University Blvd to Bluffview Blvd	407,700	Under Award - Construction
Linfield Rd from Seay Dr To Humphrey Dr	57,700	Under Award - Construction
Main St from Harwood to Lamar	730,200	Under Award - Construction
Marquis from Norcross to Royal	227,600	Completed
Marsalis Ave (S) from Elmore Ave to Corning Ave	992,300	Completed
Matagorda Dr from Marblehead Dr to Lake Placid Dr	200,800	Completed
Mather Ct from Albrook St to S. Randolph Dr	123,400	Completed

2012 Bond Program Projects
Proposition 01 - Street and Transportation

Project Name	Bond Value	Status
Street Resurfacing (continued):		
McKinney Ave from Hall to Oak Grove	246,800	Under Award - Construction
McKissick Ln from Algebra Dr to W. Wheatland Rd	507,300	Completed
McMillan from Willis to Monticello	375,600	Remaining to-be-awarded
Meandering Way from Birchwood Dr to Spring Valley Rd	207,400	Under Award - Construction
Meandering Way from Spring Valley Rd to Belt Line Rd	654,300	Under Award - Construction
Mercer Cir from Mercer Dr to EOP	40,900	Completed
Mercer Dr from Vinewood Dr to Buckner Blvd	497,500	Completed
Mercer Pl from Mercer Dr to EOP	46,200	Completed
Merriman Pkwy from Hyde Park Dr to Sedgewick Dr	174,300	Completed
Misty Trl from Golden Creek Rd to Warm Mist Ln	85,300	Remaining to-be-awarded
Mockingbird Ln (E) from Rockaway Dr to Hillgreen Dr	988,900	Complete
Mockingbird Ln (W) from Maple to Cedar Springs	921,300	Completed
Mockingbird Ln (W) from Maple to Harry Hines	1,010,100	Under Award - Construction
Mockingbird Ln (W) from US 183 to Quebec	1,751,700	Completed
Montclair Ave from Brooklyn Ave to Clarendon Dr	165,300	Remaining to-be-awarded
Montreal Ave (S) from Clarendon Dr to Brandon St	157,500	Remaining to-be-awarded
Mt. Ranier St from Albrook St to N. Randolph St	226,800	Completed
Norcross from Webb Chapel to Cromwell	294,500	Under Award - Construction
Ocala Ave from Garland Rd to San Fernando Way	88,100	Remaining to-be-awarded
Old Ox Rd from Red Bird Ln to Trade Winds Dr	196,900	Remaining to-be-awarded
Olusta Dr from Oklaunion Dr to Murdock Rd	205,100	Remaining to-be-awarded
Olusta Dr from S. Murdeaux Ln to Forsythe Dr	73,800	Completed
Park Lane from Thackery St to Hillcrest Rd	171,400	Under Award - Construction
Park Lane from Tulane St to Edgemere Rd	162,600	Under Award - Construction
Parkdale Dr from Laverne Ave to Hilltop St	242,900	Completed
Parkshire, Lizshire, Sanshire, Danashire, Debshire, Clayshire, Pegshire	371,200	Remaining to-be-awarded
Patton from Davis to 6th	190,100	Completed
Peavy Rd from E. Lake Highlands Dr to Northcliff Dr	351,700	Under Award - Construction
Pensive from Walnut Hill to Merrell	327,900	Under Award - Construction
Plummer Dr from Strayhorn Dr to Ferguson Rd	545,200	Completed
Polk St (S) from Town Creek Drive to Brook Valley Lane	98,800	Remaining to-be-awarded
Polk St from Jefferson Blvd to Davis	474,600	Remaining to-be-awarded
Prestonshire from Tulane to Edgemere	162,800	Completed
Racine Dr from Kirnwood to Cleardale	150,400	Remaining to-be-awarded
Ravehill Ln from Waycross Dr to Prichard Ln	382,900	Completed
Red Bird Ln (W) from S Polk Street to Bar Harbor Drive	765,000	Under Award - Construction
Regent from Webb Chapel to Countess	239,500	Completed
Reynoldston from Hampton to Heather Glen	1,079,500	Under Award - Construction
Rialto Dr from Glen Regal Dr to Bunche Dr	73,000	Remaining to-be-awarded
Roanoke Ave from Huron Dr to Mohawk Dr	53,800	Remaining to-be-awarded
Rolling Vista Dr from Woodbriar Dr to Harvest Glen Dr	168,900	Completed
Ross Ave from N. Field St to Croquette St	441,000	Under Award - Construction
Royal Club from Merrell to Regent	270,400	Completed

2012 Bond Program Projects
Proposition 01 - Street and Transportation

Project Name	Bond Value	Status
Street Resurfacing (continued):		
Royal Crest Dr from W Ricks Cir to Preston Rd	263,400	Completed
Royal Ln from Marsh Lane to Cox Lane	391,100	Completed
Rupley Ln from Sunland St to Jupiter Rd	153,600	Under Award - Construction
Rustown Dr from Oates Dr to Inadale Ave	170,400	Completed
Sandra Lynn Dr from Dunaway Dr to Mandalay Dr	265,100	Completed
Saner Ave (E) from Michigan Ave to S. Marsalis Ave	135,600	Completed
Santa Clara Dr from Lakeland Dr to Ocalla Ave	242,400	Completed
Sebring Dr from Tioga St to Soft Wind Dr	176,500	Remaining to-be-awarded
Selecman Dr from La Sobrina Dr to Foxworth Dr	37,000	Completed
Serenade Ln from Singing Hills Dr to Wagon Wheels Trl	201,300	Completed
Shady Bend from Midway to Haydale	205,900	Remaining to-be-awarded
Shiloh Rd from Blyth Dr to Lockhart Ave	348,400	Under Award - Construction
Shiloh Rd from Oates Dr to Larry Dr	177,900	Completed
Silverton from Dennis to Caraway	124,600	Completed
Silvery Moon Dr from Singing Hills Dr To Silvery Moon Cir	128,400	Under Award - Construction
Sondra Dr from Hillside Dr to Wendover Rd	234,200	Under Award - Construction
Southwell Rd from Harry Hines Blvd to Denton Dr	62,600	Under Award - Construction
Spring Glen Dr from Willow Glen Dr To Cedar Glen Dr	104,400	Under Award - Construction
Squaw Valley from End of Pavement to Crested Butte Dr	124,700	Remaining to-be-awarded
St. Augustine Rd (N) from Briggs Street to Alta Crest Drive	126,600	Completed
St. Augustine Rd (N) from Musgrave Drive to Oak Gate Lane	123,400	Completed
Stefani Dr from Thackery St to Hillcrest Rd	128,500	Remaining to-be-awarded
Strayhorn Dr from Barnes Bridge Rd to Plummer Dr	193,700	Under Award - Construction
Sunnyvale from Kiest to Ann Arbor	626,800	Completed
Thackery from Waggoner to Royal	358,800	Completed
Tibbs St from Royal Ln to W Ricks Cir	206,900	Completed
Timberview from Pensive to Webb Chapel	294,800	Under Award - Construction
Tisinger Ave from Aledo Dr to Estacado Dr	149,200	Completed
Tomlinson St from Graystone Dr to Meandering Way	98,200	Remaining to-be-awarded
Tulane St from Prestonshire Ln to Lupton Dr	51,100	Completed
Tumbling Creek Trl from Leaning Oaks St to Alta Mesa Dr	152,100	Remaining to-be-awarded
Underwood St from Kilburn Ave To Modree Ave	34,200	Remaining to-be-awarded
Velasco Ave from Abrams Rd to Pearson Dr	233,200	Under Award - Construction
Walmsley Ave from Montclair Ave to Willomet Ave	222,200	Under Award - Construction
Walnut Hill Ln from 500' west of Dale Crest Dr to Webb Chapel	690,000	Under Award - Construction
Waterview Rd from Buckner Blvd to dead end	166,000	Under Award - Construction
West Shore Dr from Tokalon Dr to Meadow Lake Ave	273,300	Under Award - Construction
Western St from Sunnyside Ave to Cockrell Hill Rd	103,000	Remaining to-be-awarded
White Rose Trl from end of pavement to Trails End Dr	100,100	Under Award - Construction
Wild Oak Dr from Highland Rd to Stonycreek Dr	140,000	Completed
Wilton Ave from Ravinia Dr to Hampton Rd	428,900	Completed
Windy Ridge Dr from Meadowcreek Dr to Arbor Downs Dr	137,000	Completed
Wofford Dr from James St to Elmira St	179,900	Completed

2012 Bond Program Projects
Proposition 01 - Street and Transportation

Project Name	Bond Value	Status
Street Resurfacing (continued):		
Wonderland Trl from Northaven Rd to Peter Pan Dr	269,200	Remaining to-be-awarded
Woodshire Dr from Kirnwood Dr to Clearwood Dr	304,300	Under Award - Construction
Target Neighborhood:		
Adams (N) from Davis to 9th	826,500	Canceled/Reprogrammed
Arizona from Saner to Kiest	1,714,300	Under Award - Design
Gooch St from S Lancaster Rd To Tracy Rd Block	1,285,700	Under Award - Design
Hendricks from Denley to Moore	551,000	Under Award - Design
Holly Hill from Phoenix to Pineland	857,200	Under Award - Design
Hughes Lane from Churchill Way to Lafayette Way	814,300	Under Award - Design
Madison (N) from 7th to 9th	1,040,800	Canceled/Reprogrammed
McVey from Beckley to Marsalis	1,347,000	Under Award - Design
Mican Dr from Schofield Dr to end of pavement	497,000	Under Award - Design
Phoenix from Fair Oaks to Holly Hill	857,200	Under Award - Design
Yancy St from Carbondale St to Saipan St	500,800	Under Award - Design
Thoroughfares:		
Highland Road from Ferguson to north of the entrance to Primrose at Highland (1500' to NE)	1,224,500	Under Award - Design
Red Bird Area Street Improvements	1,987,800	On Hold
Trails:		
Bachman Lake Trail	1,600,000	Under Award - Design
Elmwood Parkway pedestrian connection to Kiest Park	896,300	Under Award - Construction
Flag Pole Hill Trail from Goforth to the future Park facility at the Jules Muchart Army Reserve Building	1,200,000	Under Award - Design
Lake Highlands Trail from the White Rock Creek Trail to Skillman	1,600,000	Under Award - Design
Northaven Trail Extension	1,710,600	Remaining to-be-awarded
Runyon Creek Greenbelt Trail (Glendale Park Loop Trail from Wagon Wheels Trl. and Lazy River Dr. south along Ricketts Br. onto University Dr.)	3,673,600	Under Award - Design
Trail from Timberglen Park to Barry Barker Park	2,081,700	Under Award - Design
Trinity Strand Phase 2 from IH 35 at Oak Lawn to DART's Inwood Station	3,358,500	Under Award - Design
Trinity Trail from Sylvan to Moore Park	6,418,400	Under Award - Construction
260,625,000		

2012 Bond Program Projects
Proposition 02 - Flood Protection & Storm Drainage Facilities

Name	Bond Value	Status
Erosion Control:		
Abrams Road Bridge - hike & bike trail	48,000	Remaining to-be-awarded
Anderson Bonner Park Site 1 - hike & bike trail (WRC 164)	231,400	Remaining to-be-awarded
Audelia 11601 (Audelia Branch - E. Bank downstream of Audelia Bridge)	617,700	Remaining to-be-awarded
Bainbridge 2733	91,400	Under Award - Design
Beechmont Dr. 2507	54,800	Under Award - Design
Blackstone 2709	114,300	Under Award - Design
Blackstone 2729	91,400	Under Award - Design
Blackstone 2745	220,500	Under Award - Design
Blue Ridge 3721	123,500	Under Award - Design
Burninglog 13156	68,600	Remaining to-be-awarded
Caracas 5810 and 5816 (Formerly Caracas 5410 and 5416)	171,400	Under Award - Design
Cavender 445	73,100	Under Award - Design
Cedar Springs 5910	185,100	Under Award - Design
Church Road 9233	160,000	Under Award - Design
Clarendon 3435	111,200	Under Award - Design
Clubhouse Circle 6523 and 6527	114,300	Under Award - Design
Colorado (W) 705	77,700	Under Award - Design
Country Brook Pond between Park Grove Ln and Quail Hollow Rd	40,000	Under Award - Design
Deep Hill Circle 2671, 2675, 2679, 2683	553,500	Under Award - Design
Dixon Branch at Easton Road	182,800	Under Award - Design
Fair Oaks Crossing 8201	114,300	Under Award - Design
Fair Oaks Crossing 8849	285,600	Under Award - Design
Five Mile Pkwy W. 922	222,400	Under Award - Design
Glen Oaks 816	137,100	Remaining to-be-awarded
Glendale Park Site 1 - Pavilion	68,600	Under Award - Design
Glendale Park Site 3 - S. of footbridge	34,300	Under Award - Design
Glendale Park Site 4 - N. of footbridge	34,300	Under Award - Design
Green Oaks Circle 9032	137,100	Remaining to-be-awarded
Greenville Avenue 9320/Vista View 8915	197,700	Remaining to-be-awarded
Hampton Road (S) 3817	228,500	Under Award - Design
Harry Moss Park Site 1 - S. of pedestrian bridge	68,600	Remaining to-be-awarded
Healey 2116 and Kingsman 9869	137,100	Under Award - Design
Kalani 6323	79,100	Remaining to-be-awarded
Kiesthill Drive 3431	222,400	Under Award - Design
Kildare 4927	85,700	Under Award - Design
Kiltartan 1511	177,900	Under Award - Design
Kiowa Parkway Hike and Bike Trail	82,300	Remaining to-be-awarded
Lanett Circle N. 10741	142,800	Under Award - Design
Langdale Circle 8668 and 8656	285,600	Under Award - Design
Lyre Lane 6909 and Chantilly Court 6916	68,600	Under Award - Design

2012 Bond Program Projects
Proposition 02 - Flood Protection & Storm Drainage Facilities

Name	Bond Value	Status
Erosion Control (continued):		
Martin Weiss Park Site 1 - Pavilion	68,600	Remaining to-be-awarded
Martin Weiss Park Site 3 - Pedestrian Bridge	34,900	Remaining to-be-awarded
Mercedes 6607, 6615, 6621	114,300	Under Award - Design
Pagewood 10553	29,700	Remaining to-be-awarded
Rocky Branch @ Middle Downs Sites 1, 2, 3, 4	666,300	Under Award - Design
Rosemont Rd. 7322	114,300	Under Award - Design
Royal Lane 7832 and 7920	493,600	Under Award - Design
Royal Lane 9750 (Jackson Branch - E. Bank downstream of Royal Bridge)	259,400	Under Award - Design
Skillman 7920 (Jackson Branch - E. Bank downstream of Skillman Br)	518,900	Under Award - Design
Skillman 8109	163,400	Remaining to-be-awarded
Sperry St. 3220	84,000	Under Award - Design
Spring Grove 13316	74,000	Under Award - Design
Spring Valley 8444	297,100	Under Award - Design
Springwater 9204, 9210, 9216	297,100	Under Award - Design
Squaw Valley 17628	91,400	Under Award - Design
Summer Creek Circle 6121, 6123, 6125,6127,6139,6141	434,200	Under Award - Design
Sunland Street 11825	45,700	Under Award - Design
Tamarack 1745, 1739, 1751	308,500	Under Award - Design
Tranquilla Dr. 1251	109,700	Under Award - Design
Turtle Creek Greenbelt Site 1 - bike trail	222,800	Remaining to-be-awarded
Twin Creek 9726	123,500	Under Award - Design
Twin Falls Park Trail	257,100	Under Award - Design
Whitehurst 9727 (Jackson Branch - E. Bank upstream of Whitehurst Br)	345,900	Remaining to-be-awarded
Whitehurst 9730 (Audelia Branch - W. Bank downstream of Whitehurst)	444,800	Under Award - Design
Wild Oak 2488	148,300	Under Award - Design
Flood Management:		
Levee Drainage System - Sump A (Able Pump Station)	91,700,000	Under Award - Construction
McKamy Swale from Mapleshade Ln to Villa Rd	1,309,800	Complete
Mockingbird Ln from Maple Ave to Forest Park Blvd	2,300,000	Under Award - Construction
Storm Drainage Relief System:		
Bahama Drive Relief System	577,000	Under Award - Construction
Mill Creek, Peaks Branch and State Thomas	218,600,000	Under Award - Design
	326,375,000	

2012 Bond Program Projects

Proposition 03 - Promote Economic Development in the Southern Area of the City, and in other areas of the City in connection with Transit-Oriented Development

Name	Bond Value	Status
Economic Development:		
Economic Development and Housing Demand Driven Projects	40,000,000	Under Award - Construction
Canyon Boulevard	10,000,000	Under Award - Construction
UNT Transit Oriented Development	5,000,000	Remaining to be awarded
	55,000,000	

Memorandum



CITY OF DALLAS

DATE June 3, 2016

TO Members of the Budget, Finance & Audit Committee: Jennifer S. Gates (Chair), Philip T. Kingston (Vice Chair), Erik Wilson, Rickey D. Callahan, Scott Griggs, Lee M. Kleinman

SUBJECT Fiscal Year 2015 Budget versus Actual End of Year Report

Attached for your review is the Fiscal Year 2015 Budget versus Actual End of Year Report. It is an FYI item for the Budget, Finance, and Audit Committee on June 6, 2016.

The purpose of the End of Year Report is to communicate the final status of year-end total expenditures compared to appropriations, total revenues compared to budget, and significant expenditure and revenue variances (compared to budget) for all operating funds. This report is the conclusion of Financial Forecast Reports that were provided through FY 2014-15. In addition, the report provides a status of compliance with the Financial Management Performance Criteria (FMPC).

Please let me know if you need additional information.


Jeanne Chipperfield
Chief Financial Officer

Attachment

c.: A.C. Gonzalez, City Manager
Christopher Bowers, Interim City Attorney
Craig D. Kinton, City Auditor
Rosa A. Rios, City Secretary
Daniel F. Solis, Administrative Judge
Ryan S. Evans, First Assistant City Manager
Jill A. Jordan, P.E., Assistant City Manager
Joey Zapata, Assistant City Manager
Mark McDaniel, Assistant City Manager
Eric D. Campbell, Assistant City Manager
Elsa Cantu, Assistant to the City Manager



Fiscal Year 2015

Budget versus Actual

End of Year Report

Information as of September 30, 2015



GENERAL FUND

As of September 30, 2015
(000s)

	AMENDED BUDGET¹	ACTUAL	OVER/(UNDER) BUDGET
Revenues	\$1,170,363	\$1,178,509	\$8,146
Expenditures	1,170,363	1,159,057	(11,306)
Net Excess of Revenues Over Expenditure/Transfers	<u>\$0</u>	<u>\$19,452</u>	<u>\$19,452</u>

GENERAL FUND REVENUES

As of September 30, 2015
(000s)

	AMENDED BUDGET¹	ACTUAL	OVER/(UNDER) BUDGET
TAXES			
Ad Valorem Tax	\$520,321	\$520,451	\$130
Sales Tax	268,666	273,499	4,834
TOTAL TAXES	788,987	793,950	4,963
FRANCHISE REVENUES			
Oncor Electric	50,014	51,377	1,364
AT&T	12,064	12,411	348
Atmos Energy ²	12,178	13,141	963
Time Warner Cable ³	5,768	6,093	325
Other	22,336	22,751	415
TOTAL FRANCHISE REVENUES	102,360	105,775	3,415
LICENSES AND PERMITS	9,857	9,607	(250)
INTEREST EARNED⁴	591	1,286	695
INTERGOVERNMENTAL⁵	6,638	7,518	880
FINES AND FORFEITURES			
Municipal Court ⁶	12,214	15,079	2,866
Vehicle Towing and Storage	6,978	7,132	155
Parking Fines ⁷	4,419	3,516	(903)
Red Light Camera Fines	7,335	7,569	234
Public Library ⁸	500	433	(67)
TOTAL FINES	31,446	33,730	2,285
CHARGES FOR SERVICE			
Sanitation Service	63,530	64,805	1,275
Parks ⁹	9,814	10,352	538
Private Disposal Fees ¹⁰	17,509	23,981	6,472
Emergency Ambulance	33,626	32,557	(1,069)
Security Alarm ¹¹	4,510	4,248	(262)
Street Lighting ¹²	743	641	(102)
Vital Statistics ¹³	1,470	1,626	156
Other	21,754	20,873	(881)
TOTAL CHARGES	152,954	159,082	6,128
INTERFUND REVENUE¹⁴	65,391	56,667	(8,724)
MISCELLANEOUS¹⁵	12,140	10,894	(1,246)
TOTAL REVENUES	\$1,170,363	\$1,178,509	\$8,146

GENERAL FUND

As of September 30, 2015

(000s)

DEPARTMENT	AMENDED BUDGET ¹	ACTUAL	OVER/(UNDER) BUDGET
Building Services	\$23,941	\$23,841	(\$100)
Business Dev/Procurement Svcs	2,855	2,752	(102)
City Attorney's Office	14,997	14,496	(500)
City Auditor's Office	2,784	2,731	(53)
City Controller's Office	5,253	5,139	(114)
City Manager's Office	1,829	1,825	(4)
City Secretary's Office ¹⁶	4,086	3,835	(251)
Civil Service ¹⁷	2,365	2,231	(133)
Code Compliance ¹⁸	35,193	32,996	(2,196)
Court Services	20,010	19,911	(99)
Fire	228,059	227,377	(682)
Housing/ Community Service ¹⁹	11,508	10,929	(579)
Human Resources ²⁰	4,638	4,258	(380)
Judiciary ²¹	3,695	3,142	(553)
Library	26,144	25,773	(371)
Management Services	6,112	6,108	(3)
Mayor and Council ²²	4,154	3,940	(214)
Non-Departmental ²³	49,192	46,189	(3,003)
Office of Cultural Affairs	17,288	17,287	(0)
Office of Economic Development	1,577	1,575	(1)
Office of Financial Services	3,468	3,458	(10)
Park and Recreation	82,477	82,398	(79)
Planning and Neighborhood Vitality ²⁴	2,877	2,375	(502)
Police	440,538	440,536	(2)
Public Works and Transportation	6,861	6,861	(1)
Sanitation Services	75,994	75,993	(1)
Street Lighting	17,923	17,893	(30)
Street Services	66,514	66,495	(19)
Sustainable Dev/Construction ²⁵	1,440	996	(444)
Trinity Watershed Management ²⁶	1,201	1,096	(105)
RERSERVES AND TRANSFERS			
Contingency Reserve	450	450	(0)
Liability/Claims Fund	4,170	4,170	(0)
Salary and Benefit Reserve	774	(0)	(774)
TOTAL EXPENDITURES	\$1,170,363	\$1,159,057	(\$11,306)

PROPRIETARY FUNDS

As of September 30, 2015
(000s)

DEPARTMENT	BUDGET	ACTUAL	OVER/(UNDER) BUDGET
AVIATION			
REVENUES:			
Parking	\$25,033	\$26,824	\$1,790
Terminal Concessions	22,193	21,666	(527)
Landing Fees	17,784	14,739	(3,045)
Rental on Airport - Terminal	13,831	8,135	(5,696)
Rental on Airport - Field	8,864	8,261	(603)
Fuel Flow Fees	1,236	1,222	(14)
All Remaining Revenues	2,004	2,663	659
TOTAL REVENUES²⁷	90,945	83,509	(7,436)
TOTAL EXPENDITURES²⁷	90,945	88,692	(2,253)
Net Excess of Revenues Over Expenditures	\$0	(\$5,182)	(\$5,182)
CONVENTION CENTER			
REVENUES:			
Hotel Occupancy Tax	\$50,348	\$50,405	\$57
Alcoholic Beverage Tax	10,350	11,247	897
Contract Services	10,263	10,348	84
All Remaining Revenues	11,084	14,816	3,732
TOTAL REVENUES²⁸	82,045	86,815	4,770
TOTAL EXPENDITURES²⁸	82,045	80,623	(1,422)
Net Excess of Revenues Over Expenditures	\$0	\$6,192	\$6,192

PROPRIETARY FUNDS

As of September 30, 2015
(000s)

DEPARTMENT	BUDGET	ACTUAL	OVER/(UNDER) BUDGET
SUSTAINABLE DEVELOPMENT & CONSTRUCTION			
REVENUES:			
Building Permits	\$16,973	\$18,335	\$1,362
Certificate of Occupancy	1,324	1,343	19
Plan Review	3,562	4,462	900
Registration/License	1,018	1,224	206
Special Plats	878	945	67
Private Development	998	1,479	481
Zoning	1,172	1,058	(114)
All Remaining Revenues	1,579	2,895	1,315
TOTAL REVENUES ²⁹	27,505	31,741	4,236
TOTAL EXPENDITURES	26,839	26,640	(198)
Net Excess of Revenues Over Expenditures	\$667	\$5,101	\$4,434
MUNICIPAL RADIO			
REVENUES:			
Local and National Sales	\$2,115	\$1,959	(\$156)
All Remaining Revenues	12	13	1
TOTAL REVENUES ³⁰	2,126	1,972	(154)
TOTAL EXPENDITURES ³⁰	2,062	1,967	(95)
Net Excess of Revenues Over Expenditures	\$65	\$5	(\$60)

PROPRIETARY FUNDS

As of September 30, 2015
(000s)

DEPARTMENT	BUDGET	ACTUAL	OVER/(UNDER) BUDGET
WATER UTILITIES			
REVENUES:			
Treated Water - Retail	\$271,965	\$259,258	(\$12,707)
Treated Water - Wholesale	72,565	67,687	(4,878)
Wastewater- Retail	219,098	207,506	(11,591)
Wastewater- Wholesale	10,217	9,131	(1,086)
All Remaining Revenues	40,676	37,182	(3,494)
TOTAL REVENUES³¹	614,521	580,764	(33,757)
TOTAL EXPENDITURES³¹	614,521	569,005	(45,516)
Net Excess of Revenues Over Expenditures	\$0	\$11,760	\$11,760
COMMUNICATION & INFORMATION SERVICES			
REVENUES:			
Interdepartmental Charges	\$51,934	\$51,933	(\$1)
Telephones Charges	7,971	6,213	(1,757)
Circuits	1,501	929	(572)
Desktop Services	1,060	691	(369)
Interest	102	152	49
Equipment Rental	4,957	4,937	(21)
All Remaining Revenues	77	259	182
TOTAL REVENUES	67,603	65,114	(2,489)
TOTAL EXPENDITURES³²	70,446	65,184	(5,262)
Net Excess of Revenues Over Expenditures	(\$2,843)	(\$70)	\$2,773

PROPRIETARY FUNDS

As of September 30, 2015
(000s)

DEPARTMENT	BUDGET	ACTUAL	OVER/(UNDER) BUDGET
EQUIPMENT SERVICES			
REVENUES:			
Rental/Wreck	\$31,486	\$34,202	\$2,716
Fuel	22,597	17,610	(4,987)
Auto Auction	328	481	154
All Remaining Revenues	21	983	962
TOTAL REVENUES	54,432	53,275	(1,156)
TOTAL EXPENDITURES	54,432	52,666	(1,766)
Net Excess of Revenues Over Expenditures	\$0	\$609	\$609
EXPRESS BUSINESS CENTER			
REVENUES:			
Postage Sales	\$2,703	\$2,491	(\$213)
All Remaining Revenues	1,323	1,586	263
TOTAL REVENUES³³	4,026	4,076	50
TOTAL EXPENDITURES³³	4,857	4,757	(100)
Net Excess of Revenues Over Expenditures	(\$830)	(\$681)	\$149

OTHER FUNDS

As of September 30, 2015
(000s)

DEPARTMENT	BUDGET	ACTUAL	OVER/(UNDER) BUDGET
EMPLOYEE BENEFITS³⁴	\$1,370	\$945	(\$425)
RISK MANAGEMENT³⁵	\$2,525	\$2,224	(\$301)
9-1-1 SYSTEM OPERATIONS			
REVENUES:			
9-1-1 Service Receipts - Wireless	\$5,968	\$6,294	\$325
9-1-1 Service Receipts - Wireline	6,909	6,962	53
All Remaining Revenues	41	80	39
TOTAL REVENUES	12,918	13,335	417
TOTAL EXPENDITURES³⁶	17,439	16,151	(1,289)
Net Excess of Revenues Over Expenditures	(\$4,521)	(\$2,815)	\$1,706
STORM WATER DRAINAGE MANAGEMENT			
REVENUES:			
Storm Water Fees	\$51,038	\$49,983	(\$1,055)
All Remaining Revenues	41	127	86
TOTAL REVENUES	51,079	50,110	(969)
TOTAL EXPENDITURES	53,599	51,878	(1,720)
Net Excess of Revenues Over Expenditures	(\$2,520)	(\$1,769)	\$751

DEBT SERVICE FUND

As of September 30, 2015
(000s)

DEPARTMENT	BUDGET	ACTUAL	OVER/(UNDER) BUDGET
DEBT SERVICE FUND			
BEGINNING FUND BALANCE	\$2,012	\$3,052	\$1,040
REVENUES:			
Ad Valorem	214,354	214,434	80
Interest/Transfers/Other	20,842	21,614	771
TOTAL REVENUES	235,197	236,048	851
TOTAL EXPENDITURES	229,908	225,842	(4,067)
ENDING FUND BALANCE	\$7,300	\$13,258	\$5,958

NOTES

(Dollars in 000s)

1. The General Fund Budget was amended/increased based on Council's approved use of contingency reserve funds by \$129 on December 10, 2014 by CR# 14-2194 (Bridge Steps operational costs), by \$587 on March 25, 2015 by CR#15-0555 (Council election), by \$472 on May 20, 2015 by CR#15-0907 (Council runoff election), by \$62 on June 17 by CR#15-1153 (social media archiving and public information act request software), and by \$2,428 on June 17, 2015 by CR#15-1231 (squad car purchase).
2. Atmos Energy revenues are \$963 above budget primarily due to a cooler winter which resulted in higher natural gas consumption.
3. Time Warner revenues are \$325 above budget due to an increase in the number of subscribers.
4. Interest revenues are \$695 above budget due to higher interest allocation as a result of an increased General Fund cash balance.
5. Intergovernmental revenues are \$880 above budget due to higher than expected payments from Euless and Irving as part of the D/FW Airport revenue sharing agreement.
6. Municipal Court revenues are \$2,866 above budget due to a higher percentage of cases being disposed of before becoming delinquent and higher than anticipated collections per citation from new collection agency.
7. Parking Fines are \$903 below budget due in part to reduced ticket issuance as a result of increased compliance with the introduction of pay-by-phone meters.
8. Public Library revenues are \$67 below budget due to an increase in the usage of e-materials. Fines and late fees are not collected on e-materials as they are electronically recalled on the due date.
9. Park revenues are \$538 above budget primarily due to an increase in special events booked at Live Nation/Gexa Energy Pavilion and higher than anticipated demand for contract classes.
10. Private disposal fee revenues are \$6,472 above budget due to an increase in activity from cash customers and an increase in activity from credit customers due to temporary closure of the Lewisville Landfill as a result of flooding.
11. Security Alarm revenues are \$262 below budget primarily due to a reduction in the number of permits issued.
12. Street Lighting revenues are \$102 below budget due to a reduction in expenses that are reimbursable by TxDOT.
13. Vital Statistics revenues are \$156 above budget due to an increase in the sale of birth and death certificates.

NOTES

(Dollars in 000s)

14. Interfund Revenues are \$8,724 below budget primarily due to deferred transfers from internal City funds and a lower than anticipated Street Rental payment from Water Utilities due to a decline in water revenues.
15. Miscellaneous Revenues are \$1,246 below budget primarily due to lower than expected revenue related to the water/sewer line home warranty program, a reduction in revenue related to unclaimed property, and a reduction in paper and cardboard recycling.
16. City Secretary's Office is \$251 below budget primarily due to lower than expected costs related to the election contract.
17. Civil Service is \$133 below budget due to salary savings as a result of vacancies.
18. Code Compliance is \$2,196 below budget due to salary savings as a result of vacancies and fewer demolitions than planned due to a delay in finalizing the demolition contract.
19. Housing/Community Services is \$579 below budget primarily due to vacancies and unbudgeted reimbursements for General Fund staff working on grant related activities.
20. Human Resources is \$380 below budget primarily due to salary savings as a result of vacancies.
21. Judiciary is \$553 below budget due to salary savings as a result of vacancies and less than anticipated need for Associated Judges
22. Mayor and Council is \$214 below budget due to savings as a result of vacancies.
23. Non-Departmental is \$3,003 below budget primarily due to savings in the Master Lease program, lower than expected payment related to Tax Increment Financing, and savings in the City's contract wrecker services.
24. Planning and Neighborhood Vitality is \$502 below budget primarily due to vacancies.
25. Sustainable Development and Construction is \$444 below budget primarily due to salary savings as a result of vacancies as well as unbudgeted reimbursements related to an increase in property sales.
26. Trinity Watershed Management is \$105 below budget primarily due to salary savings as a result of vacancies.
27. The Aviation budget was increased by \$4,400 on August 26, 2015 by Ordinance No. 29841 which authorized amendments to the FY 2014-15 Adopted Budget. Aviation revenues are \$7,436 below budget primarily due to a refund to the airlines related to the rates and charges agreements.

NOTES

(Dollars in 000s)

28. The Convention and Event Services budget was increased by \$4,700 on August 26, 2015 by Ordinance No. 29841 which authorized amendments to the FY 2014-15 Adopted Budget. Convention and Event Services revenues are \$4,770 above budget due to higher than projected concession revenues resulting from additional events as well as parking fees and higher alcoholic beverage tax receipts.

29. Sustainable Development and Construction revenues are \$4,236 above budget primarily as a result of increased construction activity as a result of the robust economy.

30. Municipal Radio revenues are \$154 below budget due to the sale of commercials being less than planned. Expenses are \$95 below budget due to vacancies and a reduction in sales commissions.

31. Water Utilities revenues are \$33,757 below budget as a result of reduced water consumption resulting from increased rainfall. Expenses are \$45,516 below budget primarily due to a reduction in the transfer to fund capital projects, savings from revenue bond refunding, and salary savings.

32. Communication and Information Services expenses are \$5,262 below budget primarily due to vacancies and lower than expected debt service payments.

33. The Express Business Center budget was increased by \$45 on August 26, 2015 by Ordinance No. 29841 which authorized amendments to the FY 2014-15 Adopted Budget.

34. Employee Benefits administrative expenses are \$425 below budget primarily as a result of salary savings due to vacancies and lower than expected costs for outside legal consulting related to the Affordable Care Act.

35. Risk Management expenses are \$301 below budget primarily due to vacancies.

36. The 911 Systems Operations budget was increased by \$200 on August 26, 2015 by Ordinance No. 29841 which authorized amendments to the FY 2014-15 Adopted Budget. 9-1-1 System Operations expenses are \$1,289 below budget primarily due to a reduction in the reimbursement to the Police Department.



FINANCIAL MANAGEMENT PERFORMANCE CRITERIA



Year Ending September 30, 2015

FINANCIAL MANAGEMENT PERFORMANCE CRITERIA
Year Ending September 30, 2015

Operating Program Status

Status

1. The City shall operate on a current funding basis. Expenditures shall be budgeted and controlled so as not to exceed current revenues plus the planned use of undesignated fund balance accumulated through prior year surplus. Nonrecurring or one-time revenues should, to the extent possible, only be used for one-time expenditures (expenditures not expected to reoccur and requiring future appropriations) to avoid future shortfalls.

In Compliance

2. The year-to-year increase of actual revenue from the levy of the ad valorem tax will generally not exceed 8%:

In Compliance

The % change in base revenue (from FY 2013-14 to FY 2014-15) was 6.18%

- Excluding taxable value gained through annexation or consolidation;
- Excluding the value gained through new construction;
- Excluding expenditure increases mandated by the voters or another governmental entity; and
- Not excluding the valuation gained through revaluation or equalization programs.

Adjusted revenues cannot exceed "base" revenues more than 8%.

Base revenues = FY 2013-14 actual revenues from current tax roll (in 000's)	\$ 678,229
---	------------

FY 2014-15 Actual Ad-Valorem Tax Revenue	\$ 724,668
--	------------

Less: Voter Mandated-Debt Service	\$ (7,610)
Growth from Annexation	\$ 0
Growth from New Construction	<u>\$ 12,157</u>

Adjusted revenue recommendation:	\$ 720,121
% Change from base revenues:	6.18%

3. Debt will not be used to fund current operating expenditures.

In Compliance

4. All retirement systems will be financed in a manner to systematically fund liabilities. The City will assure sufficient funds are provided to pay current service plus interest on unfunded liabilities plus amortization of the unfunded liabilities over a programmed period. No less than annual reviews will be provided to Council by the pension funds.

In Compliance

FINANCIAL MANAGEMENT PERFORMANCE CRITERIA
Year Ending September 30, 2015

Operating Program Status (Continued)

Status

- | | |
|---|---|
| 5. Actuarial analysis will be performed annually on all retirement systems. Adjustments in benefits and contributions will be authorized only after meeting the test of actuarial soundness. All health plans should have actuarial reviews performed bi-annually to determine the required levels of funding necessary. These health plans shall be financed in a manner to ensure sufficient funds are available to fund current liabilities and provide some reserve levels for extraordinary claims. | In Compliance |
| 6. Each enterprise fund of the City will maintain revenues which support the full (direct and indirect) cost of the utility. In addition, each Enterprise Fund and Internal Service Fund should maintain at least 30 days of budgeted operations and maintenance expense in net working capital, and avoid cash deficits. | Not In Compliance
Aviation does not have sufficient fund balance to meet the 30 day guideline. |
| 7. The Emergency Reserve, a component of unassigned fund balance, shall be used to provide for temporary financing of unanticipated or unforeseen extraordinary needs of an emergency nature; for example, costs related to a natural disaster or calamity, a 5% decline in property values, or an unexpected liability created by Federal or State legislative action. Funds shall be allocated from the Emergency Reserve only after an analysis has been prepared by the City Manager and presented to City Council. The analysis shall provide sufficient evidence to establish that the remaining balance is adequate to offset potential downturns in revenue sources. The analysis shall address the nature of the adopted expenditure and the revenue requirement in subsequent budget years. Prior to allocating funds from the Emergency Reserve, the City Council shall find that an emergency or extraordinary need exists to justify the use of these funds. Funds shall be allocated each year in the budget process to replace any use of the Emergency Reserve funds during the preceding fiscal year to maintain the balance of the Emergency Rese | In Compliance |

FINANCIAL MANAGEMENT PERFORMANCE CRITERIA
Year Ending September 30, 2015

Operating Program Status (Continued)

8. The Contingency Reserve, a component of unassigned fund balance, shall be used to provide for unanticipated needs that arise during the year: for example, expenses associated with new service needs that have been identified after the budget process, new public safety or health needs, revenue shortfalls, service enhancements, or opportunities to achieve cost savings. Funds shall be allocated from the Contingency Reserve only after an analysis has been prepared by the City Manager and presented to the City Council outlining the initial and recurring costs associated with the proposed expenditure. Additionally, these funds would be used prior to use of the Emergency Reserve funds. Funds shall be allocated each year in the budget process to replace any use of the Contingency Reserve funds during the preceding fiscal year and to maintain the balance of the Contingency Reserve at a level ranging from ½% to 1% of budgeted departmental expenditures.

9. The unassigned fund balance of the General Fund, which includes the Emergency and Contingency Reserves, shall be maintained at a level not less than 30 days of the General Fund operating expenditures less debt service. (The Risk Reserve is not included in this calculation.)

Status

Not in Compliance

The Contingency Reserve ending balance was \$3,101,044 on 9/30/15. The Contingency Reserve will be replenished to \$5,800,000, or .5%, of the General Fund Budget on 10/1/16.

In Compliance

Emergency Reserve 9/30/15 (actual)	\$ 17.6M
---------------------------------------	----------

Contingency Reserve 9/30/15 (actual)	\$ 3.1M
---	---------

Fund Balance 9/30/15 (actual)	<u>\$ 113.8M</u>
-------------------------------	------------------

Combined	\$ 134.5M
----------	-----------

\$134.5M is 11.6%, or 42.3 days, of General Fund expenditures (actual)

FINANCIAL MANAGEMENT PERFORMANCE CRITERIA
Year Ending September 30, 2015

Operating Program Status (Continued)

10. A Risk Reserve shall be maintained at a level, which, together with purchased insurance policies, adequately protects the City's assets against loss. An analysis shall be conducted every three years or when the deductible level of the City's property insurance is modified (whichever is earlier), to determine the appropriate level of this reserve.

Status

In Compliance

The Risk Reserve was funded at \$1,250,000. The ending balance was \$1,250,000 on 9/30/15.

11. A General Fund liability fund shall be budgeted annually to provide for outstanding and anticipated claims expense and resulting liabilities during the budget year. An individual judgment settlement cap is set at \$5,000,000. The Emergency Reserve will be accessed should the cap be exceeded. An independent actuarial analysis shall be conducted every two years to determine the appropriate level of this fund.

In Compliance

12. Consider the establishment of a Landfill Closure / Post-Closure Reserve to provide for any future potential liabilities. Analysis will be performed periodically to determine appropriate timing and amount of funding needs. Funds could be allocated from an increase in user fees.

Establishment of reserve not recommended at this time.

13. Operating expenditures will be programmed to include current costs of fully maintaining City facilities, including parks, streets, levees, vehicles, buildings, and equipment. A cost benefit analysis will be performed on replacement cost versus projected required maintenance costs to determine the level at which City facilities should be maintained. The analysis will also determine the long-term cost of any potential deferred maintenance cost. Normal maintenance will be funded through the operating budget.

Not In Compliance

FINANCIAL MANAGEMENT PERFORMANCE CRITERIA
Year Ending September 30, 2015

Operating Program Status (Continued)

14. An annual assessment and five year projection for all equipment and maintenance needs should be performed, and a maintenance and replacement schedule developed based on the projection.

Status

Not in Compliance

15. An annual review of selected fees and charges will be conducted to determine the extent to which the full cost of associated services is being recovered by revenues. All fees and charges will be reviewed at least once every four years.

In Compliance

A fees and charges study was completed for approximately 1/3 of all fees in FY 2014-15.

Capital and Debt Management

16. Any capital projects financed through the issuance of bonds shall be financed for a period not to exceed the expected useful life of the project. (Bonds issued for street resurfacing shall be financed for a period not to exceed 10 years.)

In Compliance

17. The net (non self-supporting) General Obligation (G.O.) Debt of Dallas will not exceed 4% of the true market valuation of the taxable property of Dallas.

In Compliance
1.6%

18. Total direct plus overlapping debt shall be managed so as to not exceed 8% of market valuation of taxable property of Dallas. All debt, which causes total direct plus overlapping debt to exceed 6% of market valuation, shall be carefully planned and coordinated with all overlapping jurisdictions.

In Compliance
4.7%

19. Interest expenses and other capital related expenses incurred prior to actual operation will be capitalized only for facilities of enterprise activities.

In Compliance

20. Average (weighted) General Obligation bond maturities (exclusive of Pension Obligation Bonds) shall be kept at or below 10 years.

In Compliance
6.3 Years

FINANCIAL MANAGEMENT PERFORMANCE CRITERIA
Year Ending September 30, 2015

Capital and Debt Management (Continued)

Status

<p>21. Annual General Obligation debt service (contribution) including certificates of obligation debt for risk management funding shall not exceed 20% of the total governmental fund expenditures (comprised of general fund, special funds, debt service funds and capital project funds).</p>	<p>In Compliance 12.5%</p>
<p>22. Per Capita General Obligation Debt including Certificates of Obligation, Equipment Acquisition Notes and General Obligation Bonds will be managed to not exceed 10% of the latest authoritative computation of Dallas' per capita annual personal income.</p>	<p>In Compliance 2.7% - Total Debt 2.1% - GO Bond Debt</p>
<p>23. Debt may be used to finance betterments intended to extend service life of original permanent capital improvements under the following conditions:</p> <ul style="list-style-type: none"> • the original improvement is at or near the end of its expected service life; • the betterment extends the life of the original improvement by at least one third of the original service life; • the life of the financing is less than the life of the betterment; • the betterment is financed through either C.O.'s or G.O.'s. 	<p>In Compliance</p>
<p>24. Interest earnings from G.O. Bonds shall be used solely to fund capital expenditures, debt service, or used to fund a reserve for capital contingencies.</p>	<p>In Compliance</p>
<p>25. Certificates of Obligation should be used only to fund tax-supported projects previously approved by the voters; or for risk management funding as authorized by the City Council; or non-tax revenue-supported projects approved by City Council.</p>	<p>In Compliance</p>

FINANCIAL MANAGEMENT PERFORMANCE CRITERIA
Year Ending September 30, 2015

Capital and Debt Management (Continued)

Status

<p>26. Certificates of Obligation (C.O.) Debt including that for risk management funding supported by an ad valorem tax pledge should not exceed 15% of total authorized and issued General Obligation (G.O.) Debt.</p> <ul style="list-style-type: none"> • All C.O.'s issued in lieu of revenue bonds should not exceed 10% of outstanding G.O. Debt. 	<p>In Compliance 1.4%</p>
<p>27. Certificates of Obligation will be limited to projects consistent with Financial Management Performance Criteria for debt issuance.</p>	<p>In Compliance</p>
<p>28. Certificates of Obligation for an enterprise system will be limited to only those projects, which can demonstrate the capability to support the certificate debt either through its own revenues, or another pledged source other than ad valorem taxes.</p>	<p>In Compliance</p>
<p>29. Certificates of Obligation authorization will remain in effect for no more than five years from the date of approval by the City Council.</p>	<p>In Compliance</p>
<p>30. Certificates of Obligation authorized for risk management funding shall be issued for a term not to exceed 20 years.</p>	<p>In Compliance</p>
<p>31. Tax Increment Financing zones should be established where revenues will recover 1.25 times the public cost of debt in order to provide an adequate safety margin.</p>	<p>In Compliance</p>
<p>32. No more than 10% of the property (i.e. parcels) in a Tax Increment Financing zone, excluding property dedicated for public use, may be used for residential purposes. "Residential purposes" includes property occupied by a house, which has less than five living units.</p>	<p>In Compliance</p>

FINANCIAL MANAGEMENT PERFORMANCE CRITERIA
Year Ending September 30, 2015

Capital and Debt Management (Continued)

Status

33. Pursuant to the provisions of the Texas Tax Code, the City creates reinvestment zones both for tax increment financing (“TIF RZ”) and for the tax abatement (“TA RZ”). TA RZs are created for the purpose of granting tax abatement on real or business personal property or both located in the TA RZ. For the FMPC, TIF RZs and TA RZs shall be referred to as Reinvestment Zones (“RZ”).

In Compliance

No RZ can be created if the total property tax base of certain TIF RZs plus the total real property and business personal property tax base (if there is business personal property tax being abated) of TA RZs exceeds 10% of the total tax base (all real and business personal property) of the City. Reinvestment zones that are no longer collecting tax increment or abating taxes (i.e. now contributing 100% to the City of Dallas property tax revenues) will be excluded from the calculation.

34. All PID and TIF proposals, even “pay-as-you-go” projects, will be evaluated for service impact. A five-year fiscal note must accompany any request to establish a PID or TIF including repayment terms of any inter-fund borrowing.

In Compliance

FINANCIAL MANAGEMENT PERFORMANCE CRITERIA
Year Ending September 30, 2015

Capital and Debt Management (Continued)

Status

35. All adopted PID or TIF debt issuances supported by a district's revenues, are subject to the following criteria:

In Compliance

- Coverage Tests - The project should provide for revenues, net of overlapping taxes, of 1.25 times maximum annual debt service requirement. The issuance of TIF bonds may be considered prior to achieving coverage ratio of 1.25 if:
 - a developer or property owner provides a credit enhancement such as a letter of credit or bond insurance from an AAA-rated financial institution for the entire amount of the debt issue; and
 - in the event that there is insufficient TIF increment revenues to retire TIF bonds, which event consequently requires that the credit enhancement mechanism be called upon to service the TIF bonded indebtedness, contingent liability to reimburse a credit-enhancer would be the sole liability of the developer or its affiliates; and
 - in the event that there are changes in the rating of the financial institution providing credit enhancement, then that institution shall be replaced with an AAA-rated financial institution within 90 days; and
 - in the event that no replacement of an AAA-rated institution is provided, no further TIF bonds in advance of the 1.25 coverage ratio will be provided for any additional TIF projects undertaken by the developer or its affiliates.

FINANCIAL MANAGEMENT PERFORMANCE CRITERIA
Year Ending September 30, 2015

Capital and Debt Management (Continued)

Status

In Compliance

- Additional Bonds Test - the project should include an additional bonds test parallel to the coverage test.
- Reserve Fund - the project should include a debt service reserve fund equal to the maximum annual debt service requirements.
- Limitations on amount of PID/TIF Bonds- The total amount of PID/TIF indebtedness will be included and managed as part of the City's overlapping debt, and
- The total amount of PID/TIF debt outstanding should generally not exceed 20% of the City's outstanding general obligation indebtedness.
- PID/TIF bonds should be limited to projects consistent with the City's previously adopted Financial Management Performance Criteria for debt issuance.
- PID bonds should be limited to those projects, which can demonstrate the ability to support the debt either through its own revenues or another pledge source other than ad valorem taxes.
- PID/TIF bond authorizations should remain in effect for no more than five years from the date of City Council approval.

36. All adopted PID or TIF debt issuances must mature on or before the termination date of the respective PID or TIF district and, further, all bonds must also conform to the district's Financial Plan by maturing on or before the plan's projected date by which all district expenses would be paid, including repayment of bonds.

In Compliance

FINANCIAL MANAGEMENT PERFORMANCE CRITERIA
Year Ending September 30, 2015

Capital and Debt Management (Continued)

Status

- | | |
|--|---------------|
| 37. The City will not propose the issuance of any unrated, high yield PID/TIF bond which could be labeled a “high risk bond” except for small (less than \$5 million) private placements coordinated with the City’s Financial Advisor. | In Compliance |
| <ul style="list-style-type: none">• All projects must be carefully evaluated for credit-worthiness and meet the criteria above whether or not a credit rating is obtained. | |
| 38. The City should use PID/TIF bonds only when other options have been considered. | In Compliance |
| 39. Advance refunding and forward delivery refunding transactions should be considered when the net present value savings as a percentage of the par amount of refunded bonds is at least 4%. | In Compliance |
| Current refunding transactions should be considered when the net present value savings as a percentage of the par amount of refunded bonds is at least 3%. | |
| 40. Each Enterprise Fund (where applicable) will maintain fully funded debt service reserves. A surety bond (or other type of credit facility such as a letter of credit) may be used in lieu of funding the reserve if the former is economically advantageous. | In Compliance |

FINANCIAL MANAGEMENT PERFORMANCE CRITERIA

Year Ending September 30, 2015

Accounting, Auditing, and Financial Planning

41. The City will establish and maintain a high degree of accounting practices; accounting practices will conform to generally accepted accounting principles as set forth by the authoritative standard setting body for units of local government.

Status

In Compliance

The basis of budgeting for all funds essentially follows the basis of accounting (modified accrual for government funds and full accrual for enterprise and internal service funds). The major differences between the budgeting and accounting basis are: 1) encumbrances are recorded as expenditures (budget basis) rather than assigned, committed, or restricted fund balance (accounting basis); 2) compensated absences (accrued but unused leave) and other long-term liabilities are not reflected in the budget; 3) depreciation expense is not included in the budget; 4) change in fair value of investments is not recognized as income (expenditure) in the budget.

42. An annual audit will be performed by an independent public accounting firm, with the subsequent issue of an official Comprehensive Annual Financial Report (CAFR) within 120 days of the City's fiscal year end.

Not in Compliance

FY 2014-15 CAFR was issued April 28, 2016.

43. Full disclosure will be provided in the annual financial statements and bond representations.

In Compliance

Budget

44. Revenues and expenditures will be projected annually for at least three years beyond the current budget projections.

In Compliance

45. Financial systems will be maintained to monitor expenditures, revenues and performance of all municipal programs on an ongoing basis.

In Compliance

46. Operating expenditures will be programmed to include the cost of implementing service of the capital improvements, and future revenues necessary for these expenditures will be estimated and provided for prior to undertaking the capital improvement.

In Compliance

FINANCIAL MANAGEMENT PERFORMANCE CRITERIA
Year Ending September 30, 2015

Budget (Continued)

47. A report reflecting end of fiscal year status of performance against these criteria will be prepared within 60 days after official presentation of the Comprehensive Annual Financial Report to the City Council. A pro forma report reflecting Proposed budget status will be submitted with the City Manager's Proposed Budget each year.

Status

In Compliance

Cash Management

48. Investments will be made in conformance with the City's investment policy, with the primary objectives of preservation of capital, maintenance of sufficient liquidity and maximization of return on the portfolio.

In Compliance

49. The accounting system and cash forecasting system will provide regular information concerning cash position and investment.

In Compliance

50. Internal Service Funds and Enterprise Funds will maintain positive cash balances.

In Compliance

Grants and Trusts

51. All grants will be managed to comply with the laws, regulations and guidance of the grantor; and all gifts and donations will be managed and expended according to the wishes and instructions of the donor.

In Compliance

52. Prior to acceptance of proposed gifts and donations and governmental grants a fiscal review will be conducted. The review should consider matching requirements, impacts on both revenues and expenditures for the next five years, whether the objectives of the gifts, donation or grants meet the strategic goals of the City, and any potential impact of loss of funds.

In Compliance

FINANCIAL MANAGEMENT PERFORMANCE CRITERIA
Year Ending September 30, 2015

Dallas Water Utilities

Status

- | | |
|---|---------------|
| 1. Current revenues will be sufficient to support current expenses including debt service and other obligations of the system. | In Compliance |
| 2. Long-term debt will be used only for capital expansion, replacement and improvement of plant, not for current expenses. | In Compliance |
| 3. Short-term debt, including tax-exempt commercial paper, will be used as authorized for interim financing of projects which result in capital improvements. The authorization of tax-exempt commercial paper will be limited to 20% of the 10-year capital improvement program in effect at the time of the commercial paper authorization. No commercial paper program will be authorized for more than ten years. Outstanding tax-exempt commercial paper will never exceed the amount authorized by Council. | In Compliance |
| 4. Contingency reserves will be appropriated at a level sufficient to provide for unanticipated, nonrecurring expenditures. | In Compliance |
| 5. Debt financing for capital projects will not exceed the useful life of the asset, and in no case shall the term exceed 30 years. | In Compliance |
| 6. An unreserved cash balance will be maintained such that it provides a minimum quick ratio of 1.50 and at least 30 days of budgeted expenditures for operations and maintenance in net working capital. | In Compliance |
| 7. Net revenues available for debt service should be at least 1.5 times the maximum annual principal and interest requirements of relevant outstanding revenue bonds at the end of the fiscal year, and at least 1.3 times maximum-year requirements at all times, measured during a fiscal year using the previous year net revenues available for debt service. | In Compliance |

FINANCIAL MANAGEMENT PERFORMANCE CRITERIA
Year Ending September 30, 2015

Dallas Water Utilities (Continued)

Status

- | | |
|---|---------------|
| 8. Current revenues which are more than operating expenses and debt service will be used for capital expenditures and other water and wastewater purposes. | In Compliance |
| 9. Funds available from current rates in each fiscal year for system rehabilitation, replacement, and expansion will be appropriated equal to or more than financial statement depreciation expense reasonably estimated in the same year. | In Compliance |
| 10. Capital financing will be provided through a combination of revenue bonds, current revenues, contributed capital, and short-term debt. An equity to debt ratio of at least 20% should be maintained on all capital projects. | In Compliance |
| 11. Retail cost of service studies will be performed at least every two years and reviewed annually. Rate adjustments will be recommended when required, but, normally, no more frequently than annually. | In Compliance |
| 12. Wholesale treated water rates for customer cities and other governmental entities will be determined on the basis of the inter-city agreement currently in effect. Wholesale wastewater and untreated water rates will be determined on the basis of contractual agreements with wholesale customers. Rates shall be adjusted annually if cost of service studies indicates a need therefore. | In Compliance |
| 13. Funds generated by Dallas Water Utilities will be used solely for the development, operation, and maintenance of the water and wastewater utility system. | In Compliance |

AGENDA ITEM # 3

KEY FOCUS AREA: Culture, Arts and Recreation and Educational Enhancements

AGENDA DATE: June 15, 2016

COUNCIL DISTRICT(S): All

DEPARTMENT: Business Development & Procurement Services
Park & Recreation

CMO: Jeanne Chipperfield, 670-7804
Willis Winters, 670-4071

MAPSCO: N/A

SUBJECT

Authorize a service contract to upgrade the electronic video scoreboard at the Cotton Bowl - Daktronic, Inc., through the Texas Association of School Boards (Buyboard) - Not to exceed \$83,000 - Financing: Fair Park Maintenance Funds

BACKGROUND

This service contract will provide upgrades to the electronic video scoreboard at the Cotton Bowl which provides play by play action for patrons. The scoreboard is used during numerous college and high school sporting events and other large-scale events.

The scoreboard, which was installed in 2007, is equipped with video screens capable of showing live video, instant replays, animation, graphics, and other information using full color LED technology.

Upgrades will allow for a migration from a 720 to 1080 high definition capability and will include items such as:

- Media players
- Controller
- Monitor
- Network switch and router
- Cable
- Transmitter card

BACKGROUND (Continued)

The service contract also includes licensing, on-site installation and testing, on-site operator training and a one year warranty for the upgrades.

The Texas Association of School Boards (BuyBoard), conforms to the requirements of Texas Statutes that are applicable for competitive bids and proposals, in accordance with the Interlocal Cooperation Act, Chapter 791, Texas Government Code. In addition, BuyBoard receives bids from manufacturers and dealers throughout the United States.

The recommended vendor meets the wage floor rate of \$10.37 approved by City Council on November 10, 2015, by Resolution No. 15-2141.

PRIOR ACTION/REVIEW (COUNCIL, BOARDS, COMMISSIONS)

The Park and Recreation Board approved this item on May 19, 2016.

Information about this item will be provided to the Budget, Finance and Audit Committee on June 6, 2016.

FISCAL INFORMATION

\$83,000.00 - Fair Park Maintenance Funds

ETHNIC COMPOSITION

Daktronic, Inc.

White Male	1,553	White Female	812
Black Male	24	Black Female	7
Hispanic Male	36	Hispanic Female	9
Other Male	41	Other Female	33

OWNER

Daktronic, Inc.

Reece Kurtenbach, President
Sarah Rose, Vice President
Carla Gatzke, Secretary
Sheila Anderson, Treasurer

June 15, 2016

BE IT RESOLVED BY THE CITY COUNCIL OF THE CITY OF DALLAS:

Section 1. That the City Manager is authorized to execute a service contract with Daktronic, Inc. (355899) through the Texas Association of School Boards (BuyBoard) for upgrades to the electronic video scoreboard at the Cotton Bowl in an amount not to exceed \$83,000.00, upon approval as to form by the City Attorney. If the service was bid or proposed on an as needed, unit price basis for performance of specified tasks, payment to Daktronic, Inc. shall be based only on the amount of the services directed to be performed by the City and properly performed by Daktronic, Inc. under the contract.

Section 2. That the Chief Financial Officer is hereby authorized to disburse funds in an amount not to exceed \$83,000.00 from Service Contract number MASCPKR16G015.

Section 3. That this resolution shall take effect immediately from and after its passage in accordance with the provisions of the Charter of the City of Dallas, and it is accordingly so resolved.

AGENDA ITEM # 4

KEY FOCUS AREA: Clean, Healthy Environment

AGENDA DATE: June 15, 2016

COUNCIL DISTRICT(S): 1, 7, 9, 14

DEPARTMENT: Business Development & Procurement Services
Office of Cultural Affairs

CMO: Jeanne Chipperfield, 670-7804
Joey Zapata, 670-1204

MAPSCO: 37H 45G L 46Q 54H

SUBJECT

Authorize a one-year service contract for janitorial services at the Office of Cultural Affairs facilities - TIBH Industries, Inc. - Not to exceed \$890,544 - Financing: Current Funds (\$883,496) and Municipal Radio Current Funds (\$7,048) (subject to annual appropriations)

BACKGROUND

This action does not encumber funds; the purpose of a service contract is to establish firm pricing for services, for a specific term, which are ordered on an as needed basis.

This service contract will provide for janitorial services and supplies at the Morton H. Meyerson Symphony Center, Latino Cultural Center, Majestic Theatre, Dallas City Performance Hall, Bath House Cultural Center, Oak Cliff Cultural Center and WRR Municipal Radio.

Daily janitorial maintenance will consist of cleaning of offices, public areas, restrooms, and facility exterior grounds. Event cleaning will include concert hall, public areas, meeting/presentation rooms, and restrooms. The vendor is required to provide all supplies, equipment and labor necessary for the performance of the contract. The use of environmentally friendly Green Seal certified cleaning products and supplies is a requirement in this contract. Furthermore, as additional products become Green Seal certified, the vendor is required to incorporate these products at the Office of Cultural Affairs facilities.

BACKGROUND (Continued)

The recommended vendor meets the wage floor rate of \$10.37 approved by City Council on November 10, 2015, by Resolution No. 15-2141.

Pursuant to the Texas Human Resources Code, Title 8 Rights and Responsibilities of Persons with Disabilities, Chapter 122 Texas Council on Purchasing From People with Disabilities, the City of Dallas may enter into a contract with TIBH Industries, Inc. as an agency that provides services produced by persons with disabilities, without competitive bid (Section 122.017 and 122.026). TIBH Industries, Inc. is a non-profit corporation; the services will be performed by disabled workers from a local community rehabilitation program. By investing its commissions into the State Use Program, TIBH Industries, Inc. has continued to grow from year to year, helping Community Rehabilitation Programs (CRPs) employ more than 6,000 individuals with disabilities in 2015.

PRIOR ACTION/REVIEW (COUNCIL, BOARDS, COMMISSIONS)

On June 26, 2013, City Council authorized a two-year service contract for janitorial services at the Morton H. Meyerson Symphony Center, Latino Cultural Center, Majestic Theatre, Dallas City Performance Hall, Bath House Cultural Center, Oak Cliff Cultural Center and WRR Municipal Radio by Resolution No. 13-1133.

On March 25, 2015, City Council authorized Supplemental Agreement No. 1 to increase the service contract for janitorial services at various facilities for the Office of Cultural Affairs and extend the term from June 26, 2015 through June 26, 2016, by Resolution No. 15-0480.

Information about this item will be provided to the Budget, Finance and Audit Committee on June 6, 2016.

FISCAL INFORMATION

\$ 883,495.65 - Current Funds (subject to annual appropriations)

\$ 7,047.57 - Municipal Radio Current Funds (subject to annual appropriations)

<u>Council District</u>	<u>Amount</u>
1	\$ 13,862.64
7	\$ 7,047.57
9	\$ 13,862.64
14	<u>\$ 855,770.37</u>
Total	\$ 890,543.22

ETHNIC COMPOSITION

TIBH Industries, Inc.

White Male	16	White Female	18
Black Male	2	Black Female	0
Hispanic Male	6	Hispanic Female	8
Other Male	1	Other Female	1

OWNER

TIBH Industries, Inc.

Fred Weber, Jr., President
Peggy Foreman, Secretary
Tommy Crowe, Treasurer

June 15, 2016

WHEREAS, on June 26, 2013, City Council authorized a two-year service contract for janitorial services at the Morton H. Meyerson Symphony Center, Latino Cultural Center, Majestic Theatre, Dallas City Performance Hall, Bath House Cultural Center, Oak Cliff Cultural Center and WRR Municipal Radio by Resolution No. 13-1133; and,

WHEREAS, on March 25, 2015, City Council authorized Supplemental Agreement No. 1 to increase the service contract for janitorial services at various facilities for the Office of Cultural Affairs and extend the term from June 26, 2015 through June 26, 2016, in an amount not to exceed \$960,000.00, increasing the service contract from \$1,300,470.05 to \$2,260,470.05, by Resolution No. 15-0480;

NOW, THEREFORE,

BE IT RESOLVED BY THE CITY COUNCIL OF THE CITY OF DALLAS:

Section 1. That the City Manager is authorized to execute a service contract with TIBH Industries, Inc. (353896) for janitorial services at the Office of Cultural Affairs facilities for a term of one year in an amount not to exceed \$890,543.22, upon approval as to form by the City Attorney. If the service was bid or proposed on an as needed, unit price basis for performance of specified tasks, payment to TIBH Industries, Inc. shall be based only on the amount of the services directed to be performed by the City and properly performed by TIBH Industries, Inc. under the contract.

Section 2. That the Chief Financial Officer is hereby authorized to disburse funds in an amount not to exceed \$890,543.22 (subject to annual appropriations) from Service Contract number BQ1610.

Section 3. That this resolution shall take effect immediately from and after its passage in accordance with the provisions of the Charter of the City of Dallas, and it is accordingly so resolved.

KEY FOCUS AREA: E-Gov
AGENDA DATE: June 15, 2016
COUNCIL DISTRICT(S): All
DEPARTMENT: Business Development & Procurement Services
Water Utilities
CMO: Jeanne Chipperfield, 670-7804
Mark McDaniel, 670-3256
MAPSCO: N/A

SUBJECT

Authorize a three-year service contract to provide storage, hauling and disposal of excavated material - Green Planet, Inc., most advantageous proposer of five - Not to exceed \$667,200 - Financing: Water Utilities Current Funds (subject to annual appropriations)

BACKGROUND

This action does not encumber funds; the purpose of a service contract is to establish firm pricing for services, for a specific term, which are ordered on an as needed basis.

This service contract will provide storage, hauling and disposal of excavated material. Water Utilities regularly excavates material (soil, sand, concrete, re-bar and broken pipe) in order to facilitate the repair of broken water mains. Under this contract the vendor is required to store excavated material in specifically designated roll-off containers while the material is tested for hazardous contaminants by a third party. Once testing is completed the vendor is required to dispose of the material in accordance with the Solid Waste Disposal Act and Texas Commission on Environmental Quality regulations.

A six member evaluation committee was selected from the following departments:

- Trinity Watershed Management (1)
- Water Utilities (2)
- Sanitation Services (1)
- Business Development and Procurement Services (2)*

*Business Development and Procurement Services only evaluated the Business Inclusion and Development Plan and cost.

BACKGROUND (Continued)

The successful proposer was selected by the committee on the basis of demonstrated competence and qualifications under the following criteria:

- Cost 60%
- Capability and expertise 25%
- Business Inclusion and Development Plan 15%

As part of the solicitation process and in an effort to increase competition, Business Development and Procurement Services used its procurement system to send out 1,627 email bid notifications to vendors registered under respective commodities. To further increase competition, Business Development and Procurement Services uses historical solicitation information, the internet, and vendor contact information obtained from user departments to contact additional vendors by phone. Additionally, in an effort to secure more bids, notifications were sent by the Business Development and Procurement Services' ResourceLINK Team (RLT) to 25 chambers of commerce, the DFW Minority Business Council and the Women's Business Council – Southwest, to ensure maximum vendor outreach.

The recommended vendor meets the wage floor rate of \$10.37 approved by City Council on November 10, 2015, by Resolution No. 15-2141.

PRIOR ACTION/REVIEW (COUNCIL, BOARDS, COMMISSIONS)

Information about this item will be provided to the Budget, Finance and Audit Committee on June 6, 2016.

FISCAL INFORMATION

\$667,200.00 - Water Utilities Current Funds (subject to annual appropriations)

M/WBE INFORMATION

294 - Vendors contacted
292 - No response
 2 - Response (Bid)
 0 - Response (No Bid)
 1 - Successful

1,627 - M/WBE and Non-M/WBE vendors were contacted

The recommended awardee has fulfilled the requirements set forth in the Business Inclusion and Development (BID) Plan adopted by Council Resolution No. 08-2826 as amended.

ETHNIC COMPOSITION

Green Planet, Inc.

White Male	0	White Female	2
Black Male	0	Black Female	0
Hispanic Male	5	Hispanic Female	1
Other Male	1	Other Female	0

PROPOSAL INFORMATION

The following proposals were received from solicitation number BWZ1603 and were opened on January 8, 2016. This service contract is being awarded in its entirety to the most advantageous proposer.

*Denotes successful proposer

<u>Proposers</u>	<u>Address</u>	<u>Score</u>	<u>Amount</u>
*Green Planet, Inc.	6371 State Hwy. 276 West Royse City, TX 75189	83%	\$667,200.00
Q. Roberts Trucking, Inc.	2508 Club Terrace Dr. Dallas, TX 75237	78%	\$602,215.05
Protect Environmental Services, Inc.	2010 Century Blvd. Suite I Irving, TX 75062	75%	\$751,009.50
Herdez Trucking, Inc.	6426 C.F. Hawn Fwy. Dallas, TX 75217	65%	\$710,210.00
Cactus Disposal of North Texas Supplies, Inc.	4960 Singleton Blvd. Dallas, TX 75212	64%	\$664,573.75

OWNER

Green Planet, Inc.

Virginia Belmore, President
Hassan Aicha, Vice President

BUSINESS INCLUSION AND DEVELOPMENT PLAN SUMMARY

PROJECT: Authorize a three-year service contract to provide storage, hauling and disposal of excavated material - Green Planet, Inc., most advantageous proposer of five - Not to exceed \$667,200 - Financing: Water Utilities Current Funds (subject to annual appropriations)

Green Planet, Inc. is a non-local, minority firm, has signed the "Business Inclusion & Development" documentation, and proposes to use the following sub-contractor.

PROJECT CATEGORY: Other Services

LOCAL/NON-LOCAL CONTRACT SUMMARY

	<u>Amount</u>	<u>Percent</u>
Total local contracts	\$133,440.00	20.00%
Total non-local contracts	\$533,760.00	80.00%
TOTAL CONTRACT	\$667,200.00	100.00%

LOCAL/NON-LOCAL M/WBE PARTICIPATION

Local Contractors / Sub-Contractors

<u>Local</u>	<u>Certification</u>	<u>Amount</u>	<u>Percent</u>
Q Roberts Trucking Inc	BMDB04166Y0516	\$66,720.00	50.00%
Total Minority - Local		\$66,720.00	50.00%

Non-Local Contractors / Sub-Contractors

<u>Non-local</u>	<u>Certification</u>	<u>Amount</u>	<u>Percent</u>
Green Planet Inc	WFDB76738Y0517	\$467,040.00	87.50%
Total Minority - Non-local		\$467,040.00	87.50%

TOTAL M/WBE CONTRACT PARTICIPATION

	<u>Local</u>	<u>Percent</u>	<u>Local & Non-Local</u>	<u>Percent</u>
African American	\$66,720.00	50.00%	\$66,720.00	10.00%
Hispanic American	\$0.00	0.00%	\$0.00	0.00%
Asian American	\$0.00	0.00%	\$0.00	0.00%
Native American	\$0.00	0.00%	\$0.00	0.00%
WBE	\$0.00	0.00%	\$467,040.00	70.00%
Total	\$66,720.00	50.00%	\$533,760.00	80.00%

June 15, 2016

BE IT RESOLVED BY THE CITY COUNCIL OF THE CITY OF DALLAS:

Section 1. That the City Manager is authorized to execute a service contract with Green Planet, Inc. (357112) to provide storage, hauling and disposal of excavated material for a term of three years in an amount not to exceed \$667,200.00, upon approval as to form by the City Attorney. If the service was bid or proposed on an as needed, unit price basis for performance of specified tasks, payment to Green Planet, Inc. shall be based only on the amount of the services directed to be performed by the City and properly performed by Green Planet, Inc. under the contract.

Section 2. That the Chief Financial Officer is hereby authorized to disburse funds in an amount not to exceed \$667,200.00 (subject to annual appropriations) from Service Contract number BWZ1603.

Section 3. That this resolution shall take effect immediately from and after its passage in accordance with the provisions of the Charter of the City of Dallas, and it is accordingly so resolved.

KEY FOCUS AREA: E-Gov

AGENDA DATE: June 15, 2016

COUNCIL DISTRICT(S): All

DEPARTMENT: Business Development & Procurement Services
Equipment & Building Services
Trinity Watershed Management
Water Utilities

CMO: Jeanne Chipperfield, 670-7804
Jill A. Jordan, P.E., 670-5299
Mark McDaniel, 670-3256

MAPSCO: N/A

SUBJECT

Authorize a three-year service contract for repair and overhaul services for pumps - Evans Enterprises, Inc. in the amount of \$2,140,835, Allen's Electric Motor Service, Inc. in the amount of \$1,483,840 and Anytime Pump Service Company dba CIE in the amount of \$586,225, lowest responsible bidders of four - Total not to exceed \$4,210,900 - Financing: Current Funds (\$161,070), Water Utilities Current Funds (\$3,734,355) and Stormwater Drainage Management Current Funds (\$315,475) (subject to annual appropriations)

BACKGROUND

This action does not encumber funds; the purpose of a service contract is to establish firm pricing for services, for a specific term, which are ordered on an as needed basis.

This service contract will provide repair and overhaul services for pumps operated and maintained by the City. The awarded vendors will be required to maintain the pumps at required manufacturer's specifications. Trained professionals will perform on-site inspections, pump evaluation/condition, performance testing, equipment analysis and the removal and installation of pumps as needed. This service contract also includes field inspections, alignments, fabrication of parts, vibration, testing and systems analysis. Pumps maintained under this contract are used to regulate and control the flow of water/wastewater and stormwater.

The City has more than 300 pumping units, with capacities ranging from 350 gallons per minute to above 56,000 gallons per minute. Proper operation of these pumps allows the City to meet Texas Commission on Environmental Quality permit requirements.

BACKGROUND (Continued)

As part of the solicitation process and in an effort to increase competition, Business Development and Procurement Services (BDPS) used its procurement system to send out 412 email bid notifications to vendors registered under respective commodities. To further increase competition, BDPS uses historical solicitation information, the internet, and vendor contact information obtained from user departments to contact additional vendors by phone. Additionally, in an effort to secure more bids, notifications were sent by the BDPS' ResourceLINK Team (RLT) to 25 chambers of commerce, the DFW Minority Business Council and the Women's Business Council – Southwest, to ensure maximum vendor outreach.

The recommended vendor meets the wage floor rate of \$10.37 approved by City Council on November 10, 2015, by Resolution No. 15-2141.

PRIOR ACTION/REVIEW (COUNCIL, BOARDS, COMMISSIONS)

On January 26, 2011, City Council authorized a three-year service contract for pump maintenance, repair and overhaul services by Resolution No. 11-0252.

On September 26, 2012, City Council authorized a three-year service contract for pump overhaul and repair services by Resolution No. 12-2344.

Information about this item will be provided to the Budget, Finance and Audit Committee on June 6, 2016.

FISCAL INFORMATION

\$ 161,070.00 – Current Funds (subject to annual appropriations)
\$3,734,355.00 – Water Utilities Current Funds (subject to annual appropriations)
\$ 315,475.00 – Stormwater Drainage Management Current Funds (subject to annual appropriations)

M/WBE INFORMATION

37 - Vendors contacted
36 - No response
1 - Response (Bid)
0 - Response (No bid)
1 - Successful

412 - M/WBE and Non-M/WBE vendors were contacted

The recommended awardees have fulfilled the good faith requirements set forth in the Business Inclusion and Development (BID) Plan adopted by Council Resolution No. 08-2826 as amended.

ETHNIC COMPOSITION

Evans Enterprises, Inc.

White Male	35	White Female	6
Black Male	2	Black Female	0
Hispanic Male	8	Hispanic Female	1
Other Male	0	Other Female	0

Allen's Electric Motor Service, Inc.

White Male	39	White Female	11
Black Male	5	Black Female	0
Hispanic Male	0	Hispanic Female	0
Other Male	0	Other Female	0

Anytime Pump Service Company dba CIE

White Male	5	White Female	3
Black Male	0	Black Female	0
Hispanic Male	3	Hispanic Female	0
Other Male	0	Other Female	0

BID INFORMATION

The following bids were received from solicitation number BM1609 and were opened on January 29, 2016. This service contract is being awarded to the lowest responsive and responsible bidders by group. Information related to this solicitation is available upon request.

*Denotes successful bidders

<u>Bidders</u>	<u>Address</u>	<u>Amount</u>
*Evans Enterprises, Inc.	201 S. Industrial Dr. Waco, TX 76710	Multiple Groups
*Allen's Electric Motor Service, Inc.	400 Roy Hoppy Hopkins Dr. Vivian, LA 71082	Multiple Groups
*Anytime Pump Service Company dba CIE	1222 S. Cedar Ridge Duncanville, TX 75137	Multiple Groups
Xylem Water Solutions USA, Inc.	2400 Tarpley Rd. Carrollton, TX 75006	Multiple Groups

OWNERS

Evans Enterprises, Inc.

Rusty Thrash, President,
Evans Thrash, Vice President
David Woodman, Secretary

Allen's Electric Motor Service, Inc.

Peggy Allen Parker, President,
Clinton Ray Walker, Vice President

Anytime Pump Service Company dba CIE

Donald O'Connor, President
Dana O'Connor, Secretary

BUSINESS INCLUSION AND DEVELOPMENT PLAN SUMMARY

PROJECT: Authorize a three-year service contract for repair and overhaul services for pumps - Evans Enterprises, Inc. in the amount of \$2,140,835, Allen's Electric Motor Service, Inc. in the amount of \$1,483,840 and Anytime Pump Service Company dba CIE in the amount of \$586,225, lowest responsible bidders of four - Total not to exceed \$4,210,900 - Financing: Current Funds (\$161,070), Water Utilities Current Funds (\$3,734,355) and Stormwater Drainage Management Current Funds (\$315,475) (subject to annual appropriations)

Evans Enterprises, Inc. is a non-local, non-minority firm, has signed the "Business Inclusion & Development" documentation, and proposes to use their own workforce. Anytime Pump Service Company dba CIE is a local, non-minority firm, has signed the "Business Inclusion & Development" documentation, and proposes to use their own workforce. Allen's Electric Motor Service, Inc. is a non-local, minority firm, has signed the "Business Inclusion & Development" documentation, and proposes to use their own workforce.

PROJECT CATEGORY: Other Services

LOCAL/NON-LOCAL CONTRACT SUMMARY

	<u>Amount</u>	<u>Percent</u>
Total local contracts	\$586,225.00	13.92%
Total non-local contracts	\$3,624,675.00	86.08%
TOTAL CONTRACT	\$4,210,900.00	100.00%

LOCAL/NON-LOCAL M/WBE PARTICIPATION

Local Contractors / Sub-Contractors

None

Non-Local Contractors / Sub-Contractors

<u>Non-local</u>	<u>Certification</u>	<u>Amount</u>	<u>Percent</u>
Allen's Electric Motor Services, Inc.	WFWD35369N0217	\$1,483,840.00	40.94%
Total Minority - Non-local		\$1,483,840.00	40.94%

TOTAL M/WBE CONTRACT PARTICIPATION

	<u>Local</u>	<u>Percent</u>	<u>Local & Non-Local</u>	<u>Percent</u>
African American	\$0.00	0.00%	\$0.00	0.00%
Hispanic American	\$0.00	0.00%	\$0.00	0.00%
Asian American	\$0.00	0.00%	\$0.00	0.00%
Native American	\$0.00	0.00%	\$0.00	0.00%
WBE	\$0.00	0.00%	\$1,483,840.00	35.24%
Total	<u>\$0.00</u>	<u>0.00%</u>	<u>\$1,483,840.00</u>	<u>35.24%</u>

June 15, 2016

WHEREAS, on January 26, 2011, City Council authorized a three-year service contract for pump maintenance, repair and overhaul services by Resolution No. 11-0252; and,

WHEREAS, on September 26, 2012, City Council authorized a three-year service contract for pump overhaul and repair services by Resolution No. 12-2344; and,

WHEREAS, on October 20, 2015, Administrative Action No. 15-6922 authorized supplemental agreement no. 1 to the service contract with Allen's Electric Motor Service, Inc. to extend the contract term from September 25, 2015 to March 25, 2016;

NOW, THEREFORE,

BE IT RESOLVED BY THE CITY COUNCIL OF THE CITY OF DALLAS:

Section 1. That the City Manager is authorized to execute a service contract with Evans Enterprises, Inc. (517530) in the amount of \$2,140,835.00, Allen's Electric Motor Service, Inc. (VS0000036492) in the amount of \$1,483,840.00 and Anytime Pump Service Company dba CIE (510337) in the amount of \$586,225.00 for repair and overhaul services for pumps for a term of three years in a total amount not to exceed \$4,210,900.00, upon approval as to form by the City Attorney. If the service was bid or proposed on an as needed, unit price basis for performance of specified tasks, payment to Evans Enterprises, Inc., Allen's Electric Motor Service, Inc. and Anytime Pump Service Company dba CIE shall be based only on the amount of the services directed to be performed by the City and properly performed by Evans Enterprises, Inc., Allen's Electric Motor Service, Inc. and Anytime Pump Service Company dba CIE under the contract.

Section 2. That the Chief Financial Officer is hereby authorized to disburse funds in an amount not to exceed \$4,210,900.00 (subject to annual appropriations) from Service Contract number BM1609.

Section 3. That this resolution shall take effect immediately from and after its passage in accordance with the provisions of the Charter of the City of Dallas, and it is accordingly so resolved.

KEY FOCUS AREA: E-Gov

AGENDA DATE: June 15, 2016

COUNCIL DISTRICT(S): 1

DEPARTMENT: Office of Financial Services
Housing/Community Services
Office of Economic Development

CMO: Jeanne Chipperfield, 670-7804
Alan Sims, Chief of Neighborhood Plus, 670-1611
Ryan S. Evans, 671-9837

MAPSCO: 54D

SUBJECT

A public hearing to receive comments on the proposed change of use for property located at 138 West Davis Street purchased with Community Development Block Grant (CDBG) funds from the U.S. Department of Housing and Urban Development (HUD); and, at the close of the public hearing authorize: **(1)** approval of the change of use and voluntary refund of CDBG funds to be used for other eligible purposes in the future; **(2)** disbursement of Public/Private Partnership Funds in the amount of \$479,541 to provide for the voluntary refund of CDBG funds within the timeframe required by HUD; and **(3)** the receipt and deposit of funds in an amount not less than \$479,541 from the Developer to fully reimburse the Public/Private Partnership Fund upon availability of construction loan funding - Not to exceed \$479,541 - Financing: Public/Private Partnership Funds

BACKGROUND

Community Development Block Grant (CDBG) funds in the amount of \$479,541 were used to complete design work, environmental testing related to median improvements and the purchase of the property located at 138 West Davis Street in December 2013. The original project was to create an open space/public plaza median on the site to include streetscape improvements, seating, landscaping and lighting. In 2014, the property adjacent to the project site was identified as a future streetcar stop location (as part of the planned extension of the Oak Cliff Streetcar from Methodist Hospital area to the Bishop Arts District).

When the opportunity for a streetcar extension and stop became known, discussions ensued to incorporate the public plaza within the streetcar stop. As plans for new development in the area began to evolve, the remaining portion of the originally proposed CDBG project, including completion of the public plaza and streetscape improvements, were not completed.

BACKGROUND (Continued)

In January 2015, developer Alamo Manhattan BAD, LLC ("Developer") began discussions with City staff on a proposed Bishop Arts Station project for TIF funding. This project would be a mixed-use development - 209 residential units (20% will be affordable units) and 25,200 square feet of retail/restaurant space with structured parking. Total investment for this development is estimated to be approximately \$50M.

The proposed Bishop Arts Station project design includes a 1,250 square feet abandonment of the western portion of 138 West Davis Street tract (of the 10,260 sf originally purchased with CDBG funds) for a small portion of building structure and restaurant seating. The eastern portion would remain public as an enhanced plaza adjacent to the streetcar line as proposed in the initial CDBG project.

A condition of the TIF agreement for the development project is that the Developer provide for funds as required by HUD for the City to refund HUD; however, the Developer does not anticipate having a construction loan to provide this payment until September 2016. Typically, HUD receives payment within 30-45 days of the close of the public hearing, necessitating the need to provide an interim source of City Public/Private Partnership funds. The TIF agreement with the Developer will include a requirement that the City be reimbursed upon their construction loan funding.

According to the U.S. Department of Housing and Urban Development (HUD) regulations, the proposed abandonment of a portion of the property at 138 West Davis Street triggers the change of use provisions in HUD's Code of Federal Regulations (CFR), at 24 CFR 570.505.

The change of use provisions requires that citizens be provided notice and opportunity to comment on the proposed change. If it is determined to change the use of the property to a use which does meet a national objective, the changed use is allowed if the CDBG program is reimbursed in the amount of the current fair market value of the property. Following the refund to the CDBG program, the property will no longer be subject to any CDBG requirements.

In order to provide the most flexibility for the proposed developer with design and timing for the proposed project, a change of use is needed. Staff has consulted with HUD and received approval of the City's proposal to move forward with compliance with the change of use provisions.

This item holds a public hearing to receive comments on the proposed change of use for property located at 138 West Davis Street purchased with Community Development Block Grant funds from the U.S. Department of Housing and Urban Development; and, at the close of the public hearing, authorize approval of the change of use and voluntary refund of CDBG funds to be used for other eligible purposes in the future.

BACKGROUND (Continued)

In conformance with HUD requirements, a notice of the public hearing was published in the Dallas Morning News on May 15, 2016.

PRIOR ACTION/REVIEW (COUNCIL, BOARDS, COMMISSIONS)

Information about this item was provided at the combined Economic Development and Housing Committee meeting on February 1, 2016.

On March 23, 2016, City Council authorized a development agreement with Alamo Manhattan BAD, LLC and/or its affiliates which included a pending abandonment process acquisition of a portion of City owned right-of-way at 138 West Davis Street by Resolution No. 16-0466, as amended.

On April 27, 2016, City Council authorized a public hearing to be held on June 15, 2016, to receive comments on the proposed change of use for property located at 138 West Davis Street purchased with Community Development Block Grant funds from the U. S. Department of Housing and Urban Development, by Resolution No. 16-0637.

Information about this item will be provided to the Housing Committee on June 6, 2016.

FISCAL INFORMATION

Public/Private Partnership Funds - \$479,541

MAP

Attached

June 15, 2016

WHEREAS, Community Development Block Grant (CDBG) funds in the amount of \$479,541 were used to complete design work, environmental testing related to median improvements and the purchase of the property located at 138 West Davis Street; and

WHEREAS, the City of Dallas desires to abandon 1,250 square feet of City-owned property purchased with CDBG funds located at 138 West Davis Street as part of a proposed development project; and

WHEREAS, a condition of the TIF agreement for the development project is that the developer provide for funds as required by HUD for the City to refund HUD; however, the developer funding is contingent on a construction loan necessitating the need for City interim funding to provide the voluntary refund in a timely manner for HUD; and

WHEREAS, according to HUD regulations, the proposed abandonment of a portion of the property at 138 West Davis Street triggers the change of use provisions in HUD's Code of Federal Regulations (CFR), at 24 CFR 570.505 that requires public notice; and

WHEREAS, on April 27, 2016, City Council authorized a public hearing to be held on June 15, 2016 to receive comments on the proposed change of use, and notice was published in the Dallas Morning News on May 15, 2016; and

WHEREAS, holding a public hearing on June 15, 2016 for public comment on the proposed change of use for property located at 138 West Davis Street purchased with CDBG funds will satisfy HUD requirements;

Now, Therefore,

BE IT RESOLVED BY THE CITY COUNCIL OF THE CITY OF DALLAS:

Section 1. That the City Council hereby authorizes approval of the change of use for property located at 138 West Davis Street purchased with CDBG funds and voluntary refund of CDBG funds to be used for other eligible purposes in the future.

Section 2. That the Chief Financial Officer is hereby authorized to disburse funds to the U.S. Department of Housing and Urban Development in an amount not to exceed \$479,541, from Fund 0352, Department ECO, Unit 9992, Object Code 3571, Activity PPPF, Encumbrance No. ECO99921283, Vendor No. 263304 for the voluntary refund of CDBG funds.

Section 3. That the Chief Financial Officer is hereby authorized to receive and deposit any and all funds received from the Developer in an amount not less than \$479,541, to fully reimburse the Public/Private Partnership Fund 0352, Department ECO, Unit 9992, Activity PPPF, Revenue Source 8518 for funds expended to provide for the voluntary refund of CDBG funds.

June 15, 2016

Section 4. That this resolution shall take effect immediately from and after its passage in accordance with the provisions of the Charter of the City of Dallas, and it is accordingly so resolved.

KEY FOCUS AREA: Clean, Healthy Environment
E-Gov

AGENDA DATE: June 22, 2016

COUNCIL DISTRICT(S): All

DEPARTMENT: Equipment & Building Services

CMO: Jill A. Jordan, P.E., 670-5299

MAPSCO: Various

SUBJECT

Authorize a twenty-four-month service contract for job order contracting services with Restoration Specialists, dba RS Commercial Construction - Not to exceed \$6,314,700 - Financing: Current Funds (subject to annual appropriations)

BACKGROUND

Job Order Contracting (JOC) is provided for in Texas Local Government Code § 271 as a means to address building maintenance and construction associated with the care, operation and upkeep of City-owned facilities when the work is of a recurring nature, but delivery times, type and quantities of work are indefinite. This contract was competitively selected from The Cooperative Purchasing Network (TCPN).

Through TCPN, thirty-six firms submitted responses to a TCPN solicitation for building maintenance and construction services. TCPN evaluation criteria included: the ability to provide and perform the required services for contract, marketing plan, price (coefficient), Historically Underutilized Business (HUB)/Minority/Women Business Enterprise (MWBE) designation, and value-added products/services. TCPN found twenty-three firms to be the most advantageous to TCPN members. These twenty-three were awarded contracts in part or in full by TCPN based on competitive pricing and a strong history providing specified products and services.

Equipment and Building Services (EBS) used the list of twenty-three TCPN awarded vendors to select five firms for interviews based on their capability of performing the requested facility-related services for a twenty-four-month period. Each of the five firms made presentations to panel City staff including information about their firm, ability to provide services, experience, qualifications, coefficient, and HUB/MWBE designation or subcontracting relationships. The selected vendor was deemed as the most advantageous for the City based on their presentation.

BACKGROUND (Continued)

Selection of a vendor included consideration of best value based on the vendors' submission of a coefficient. A coefficient is a multiplier applied to the preset prices. Contractors can be selected based on best-value or low bid, depending upon the owner's requirements. As part of its proposal, or bid, the contractor submits a coefficient (a multiplier) to be applied to preset unit prices.

TCPN selected RS Means 2016 Facilities Construction Cost Data with updates and adjusted by the cost index as the basis for pricing. The coefficient incorporates the vendor's overhead and profit, and any adjustment that may be needed to the RS Means pricing based on the contractor's costs in the Dallas area, including labor costs, subcontractor base, market conditions and client-specific conditions. After contract award, and during the course of the contract, the coefficient will be used to calculate the price for each project.

PRIOR ACTION/REVIEW (COUNCIL, BOARD, COMMISSIONS)

Information about this item will be provided to the Budget, Finance & Audit Committee on June 6, 2016.

FISCAL INFORMATION

\$6,314,700.00 - Current Funds (subject to annual appropriations)

This action does not encumber funding for services. The expenses for the services shall be funded from the project funds or operating funds of the individual projects or departments receiving the services.

M/WBE INFORMATION

See attached.

ETHNIC COMPOSITION

Restoration Specialists, dba RS Commercial Construction

White Male	13	White Female	5
Black Male	2	Black Female	0
Hispanic Male	3	Hispanic Female	1
Other Male	1	Other Female	0

OWNER

Restoration Specialists, dba RS Commercial Construction

Mark DeMattia, President

David DeMattia, Vice President

June 22, 2016

WHEREAS, job order contracting services are desirable and necessary for maintenance and construction at City facilities; and,

WHEREAS, Equipment and Building Services (EBS) wishes to establish a single firm contract to provide these services; and,

WHEREAS, the proposal from the firm outlines the pricing for these services,

Now, Therefore,

BE IT RESOLVED BY THE CITY COUNCIL OF THE CITY OF DALLAS:

Section 1. That the City Manager is authorized to execute a job order contract, upon approval as to form by the City Attorney, for job order contracting at City facilities, with the firm listed below, in accordance with the firm's cost proposal and the total contract not to exceed \$6,314,700 for a term of twenty-four months beginning June 2016.

Restoration Specialist, dba RS Commercial Construction (VS0000044823)
4501 Sunbelt Drive - Suite B
Addison, Texas 75001

Section 2. That the use of the job order contract will be limited to an amount not to exceed \$_____ for individual jobs.

Section 3. That the department director or his designee is authorized to request services as needed with the authorized firm in accordance with the accepted pricing.

Section 4. That for the term of this contract, upon receipt and approval of invoices by the department director or his designee requesting services received in accordance with the applicable contract and proposal, the City Controller is authorized to disburse funds, not to exceed the sum of \$6,314,700 for all contracts, from the applicable project fund for the individual repair/construction for which the services are being performed, subject to the annual appropriation of funding by the City Council.

Section 5. That the contract shall provide for termination by the City Manager, without liability, in the event of non-appropriation of funding available for this contract by the City Council.

Section 6. That this resolution shall take effect immediately from and after its passage in accordance with the provisions of the Charter of the City of Dallas and it is accordingly so resolved.

BUSINESS INCLUSION AND DEVELOPMENT PLAN SUMMARY

PROJECT: Authorize a twenty-four-month service contract for job order contracting services with Restoration Specialists, dba RS Commercial Construction - Not to exceed \$6,314,700 - Financing: Current Funds (subject to annual appropriations)

Restoration Specialists, dba RS Commercial Construction is a local, non-minority firm, has signed the "Business Inclusion & Development" documentation, and proposes to use their own workforces.

PROJECT CATEGORY: Construction

LOCAL/NON-LOCAL CONTRACT SUMMARY

	<u>Amount</u>	<u>Percent</u>
Total local contracts	\$6,314,700.00	100.00%
Total non-local contracts	\$0.00	0.00%
TOTAL CONTRACT	\$6,314,700.00	100.00%

LOCAL/NON-LOCAL M/WBE PARTICIPATION

Local Contractors / Sub-Contractors

None

Non-Local Contractors / Sub-Contractors

None

TOTAL M/WBE CONTRACT PARTICIPATION

	<u>Local</u>	<u>Percent</u>	<u>Local & Non-Local</u>	<u>Percent</u>
African American	\$0.00	0.00%	\$0.00	0.00%
Hispanic American	\$0.00	0.00%	\$0.00	0.00%
Asian American	\$0.00	0.00%	\$0.00	0.00%
Native American	\$0.00	0.00%	\$0.00	0.00%
WBE	\$0.00	0.00%	\$0.00	0.00%
Total	\$0.00	0.00%	\$0.00	0.00%