

# Memorandum



CITY OF DALLAS

DATE June 1, 2017

TO Members of the Budget, Finance, & Audit Committee: Jennifer S. Gates (Chair), Philip T. Kingston (Vice Chair), Erik Wilson, Rickey D. Callahan, Scott Griggs, Lee M. Kleinman

SUBJECT **Collision Activity**

On June 5, 2017, the Office of Risk Management will brief the Budget, Finance, & Audit Committee on Collision Activity. I have attached the briefing for your review.

Please let me know if you need additional information.

A handwritten signature in blue ink that reads "M. Elizabeth Reich".

M. Elizabeth Reich  
Chief Financial Officer

#### Attachment

c: T.C. Broadnax, City Manager  
Larry Casto, City Attorney  
Craig D. Kinton, City Auditor  
Rosa A. Rios, City Secretary  
Daniel F. Solis, Administrative Judge  
Kimberly Bizor Tolbert, Chief of Staff to the City Manager  
Majed A. Al-Ghafry, Assistant City Manager

Raquel Favela, Chief of Economic Development & Neighborhood Services  
Jo M. (Jody) Puckett, P.E., Assistant City Manager (Interim)  
Jill A. Jordan, P.E., Assistant City Manager  
Joey Zapata, Assistant City Manager  
Nadia Chandler Hardy, Chief of Community Services  
Theresa O'Donnell, Chief of Resilience  
Directors and Assistant Directors

# Collision Activity

Budget, Finance & Audit

June 5, 2017

Elizabeth Reich, CFO  
Zeronda Smith, Director,  
Office of Risk  
Management



**City of Dallas**

# Presentation Overview

- Purpose
- Definitions
- Incident and Collision Activity
  - Preventable and Non-Preventable
  - Auto Claim Activity
- Options Under Review

# Purpose

- Provide auto incident/collision data valued as of 4/30/17
- Provide auto claim data valued as of 4/30/17
- Discuss options under review to reduce auto incidents/collisions and claims

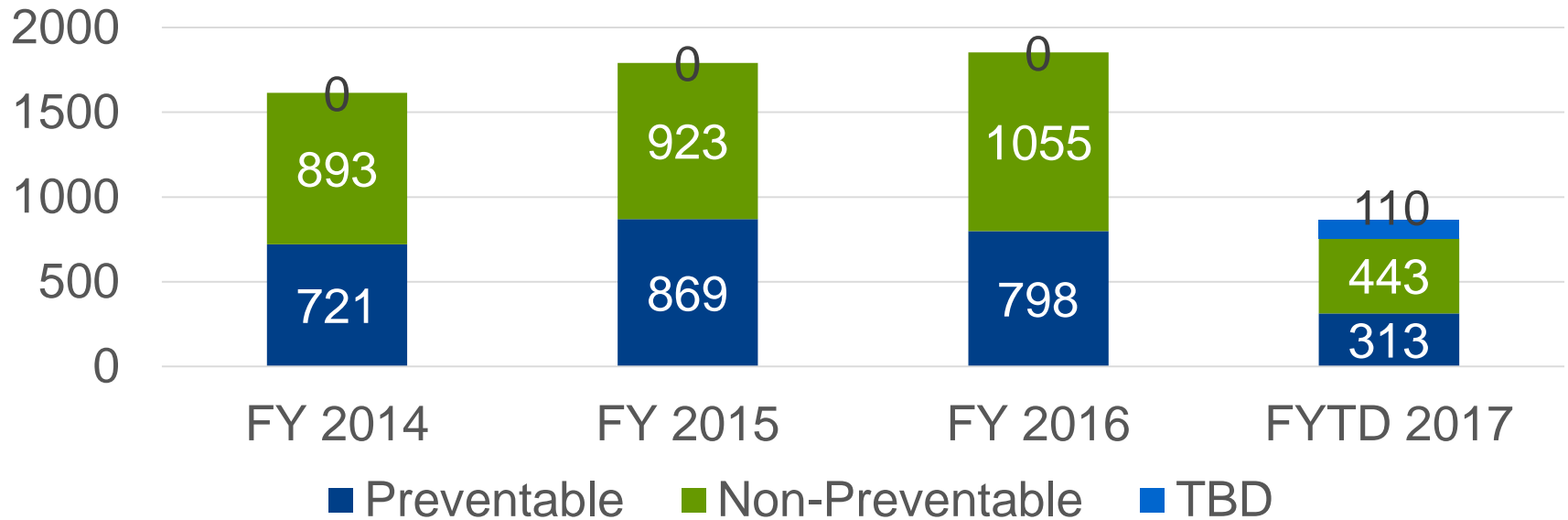
# Definitions

- **Incident** – an unplanned event involving the operation of City equipment in which contact is made but the equipment is stationary
- **Collision** – an unplanned event involving the operation of City equipment that is moving and in which contact is made
- **Preventable** – when an employee failed to take reasonable action, which could have avoided or prevented the unplanned event, violated a City or departmental rule, policy, or procedure which contributed to the event or committed moving traffic violation(s), whether cited or not
- **Non-Preventable** - occurs despite the driver or other operator of City equipment having taken reasonable action to avoid or prevent the event

4

# Preventable and Non-Preventable

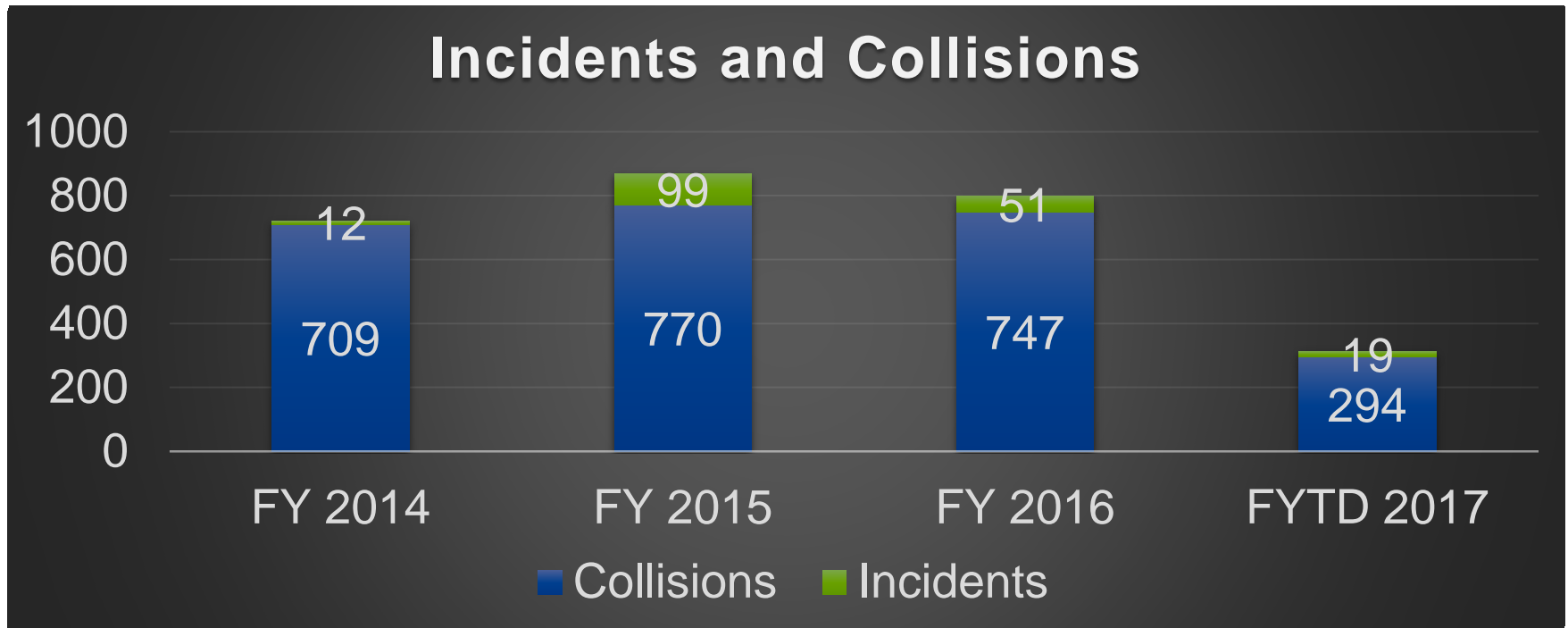
Combined Incidents and Collisions



The following number of incidents/collisions are not included in the above totals because they have not been examined by a Collision Review Committee:

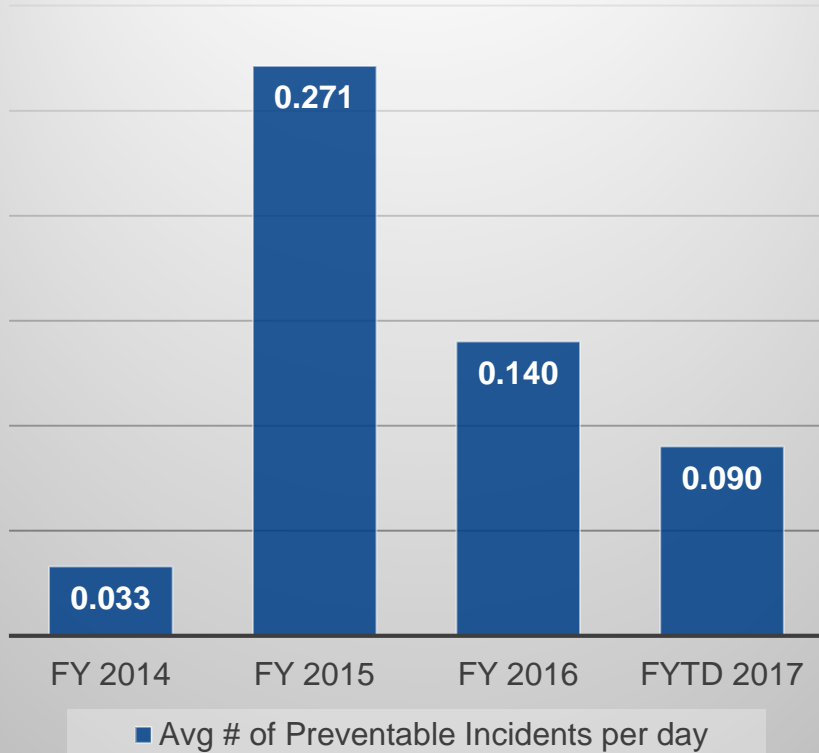
- DPD – 67 accidents
- DFR – 43 accidents

# Preventable

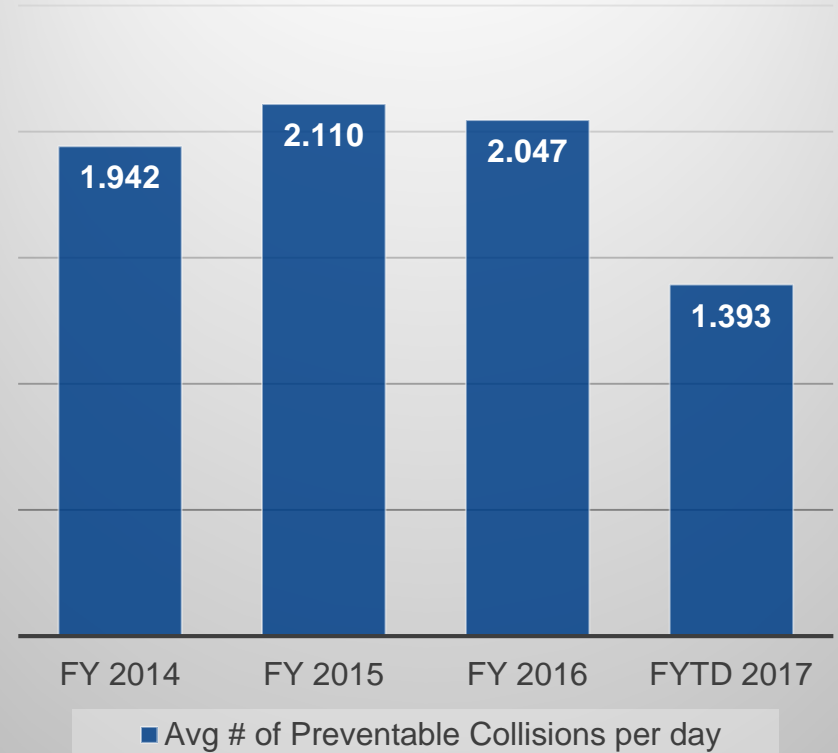


# Preventable – Average per Day

## Incidents

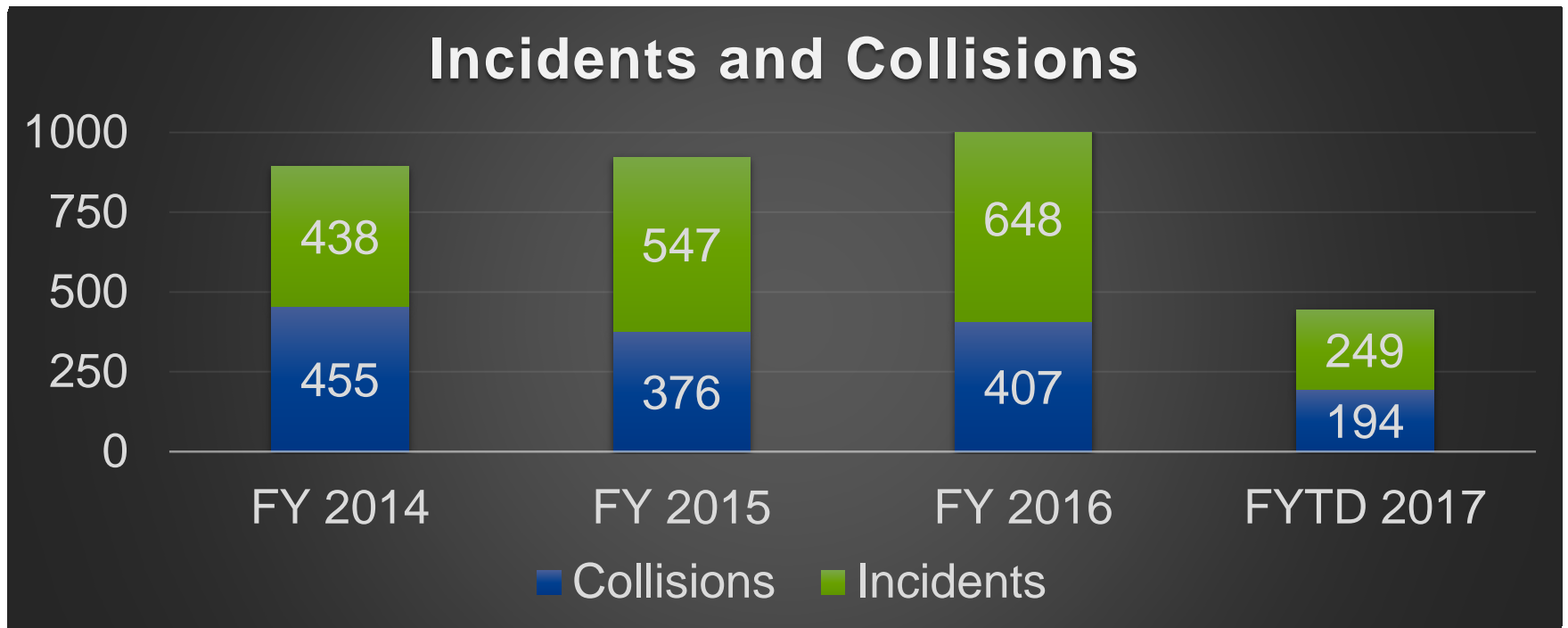


## Collisions



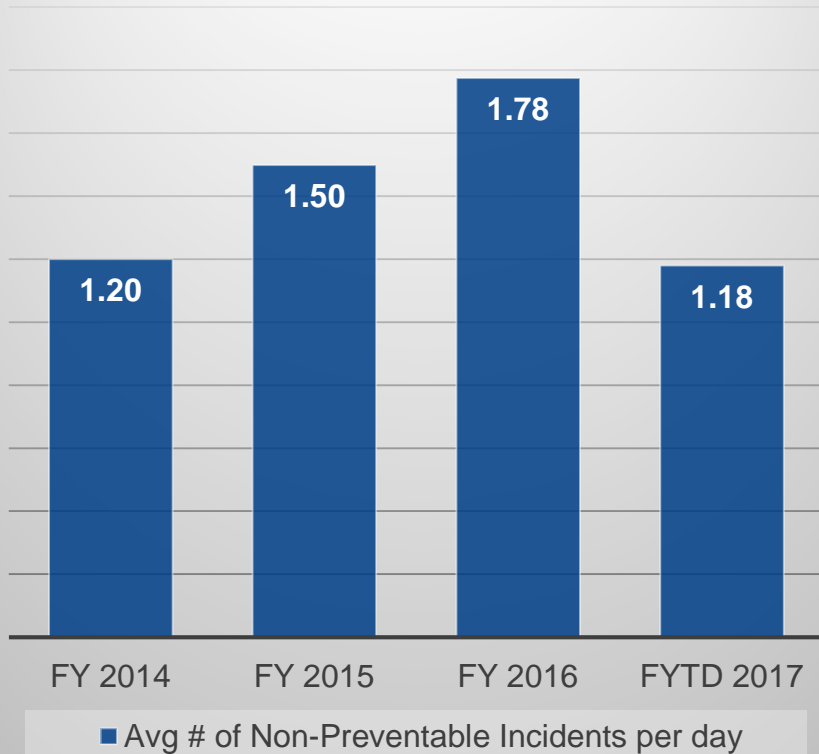


# Non-Preventable

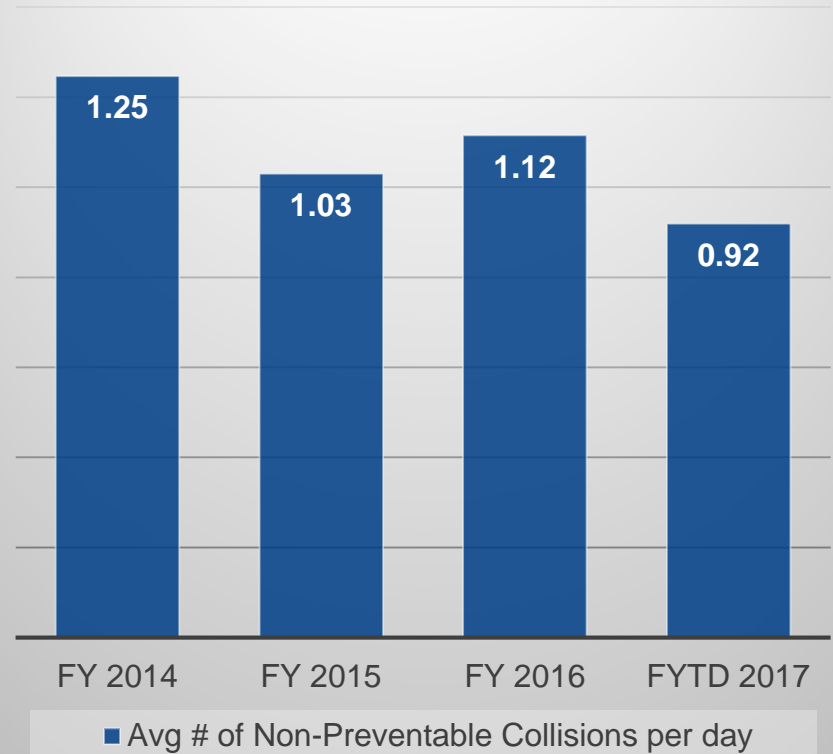


# Non-Preventable – Average per Day

## Incidents

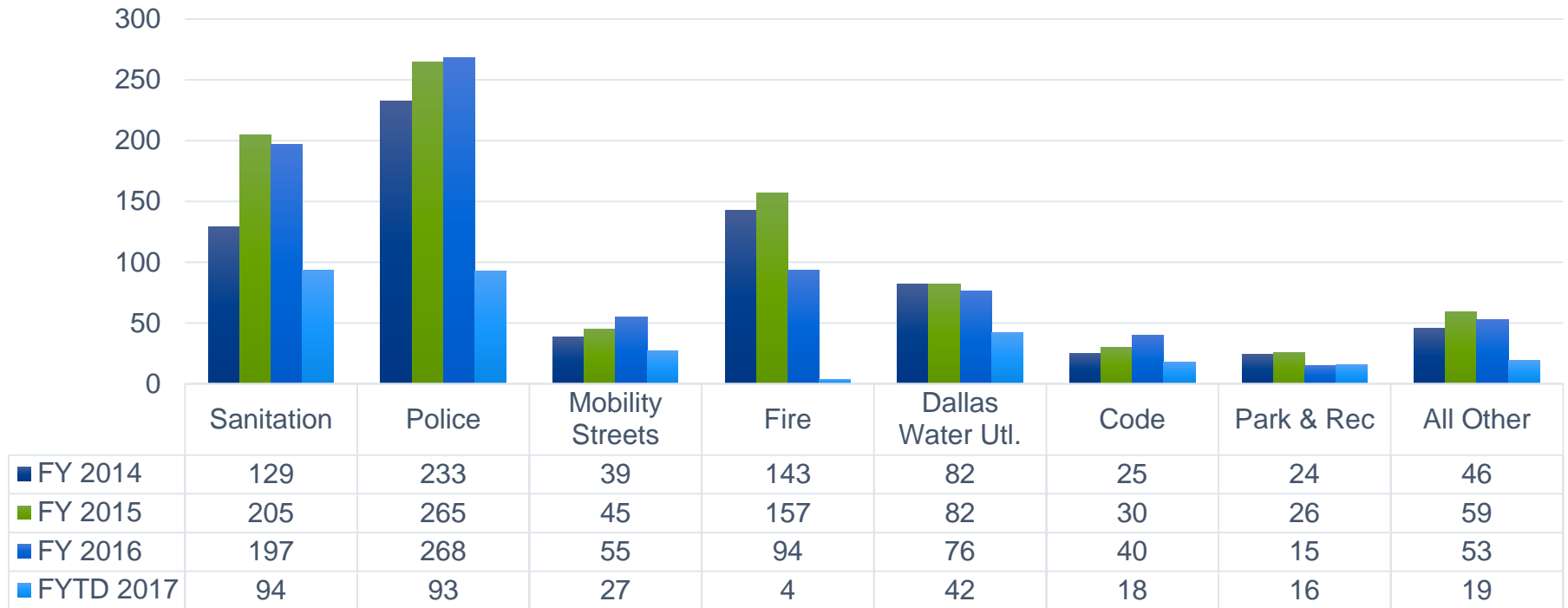


## Collisions



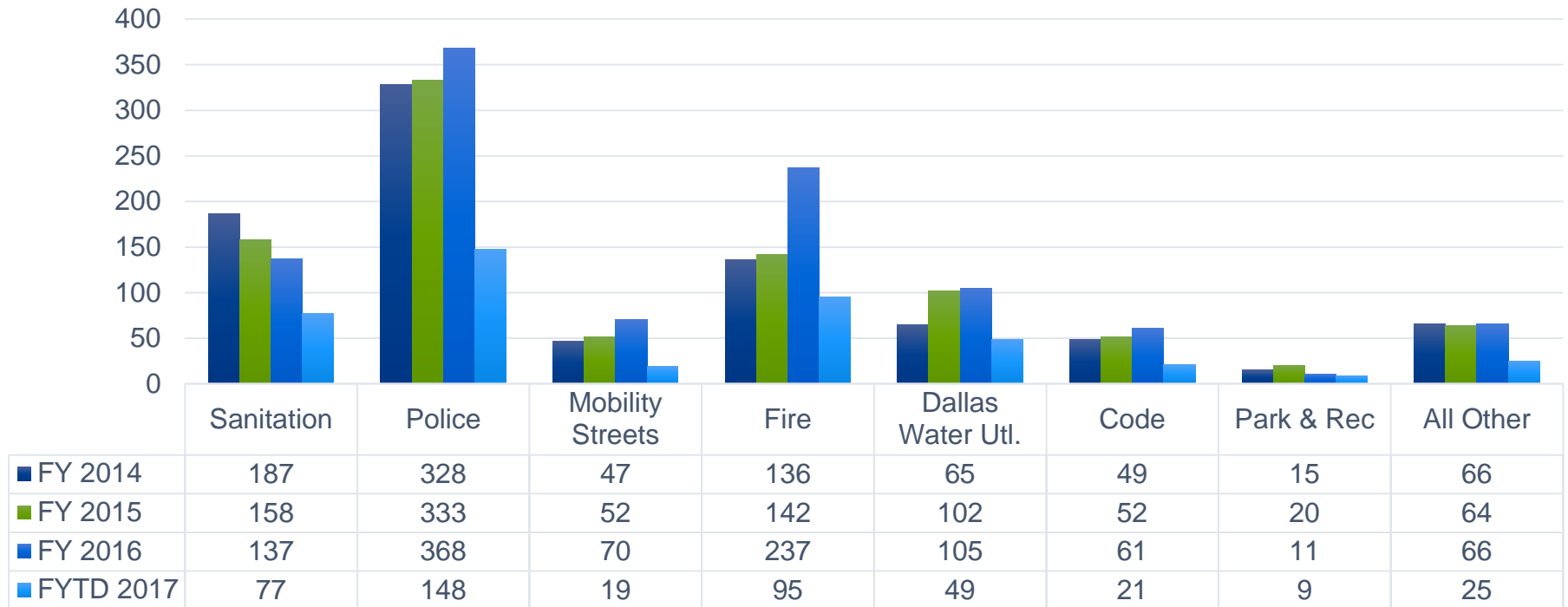
# Preventable Incidents and Collisions by Dept

## Incidents and Collisions



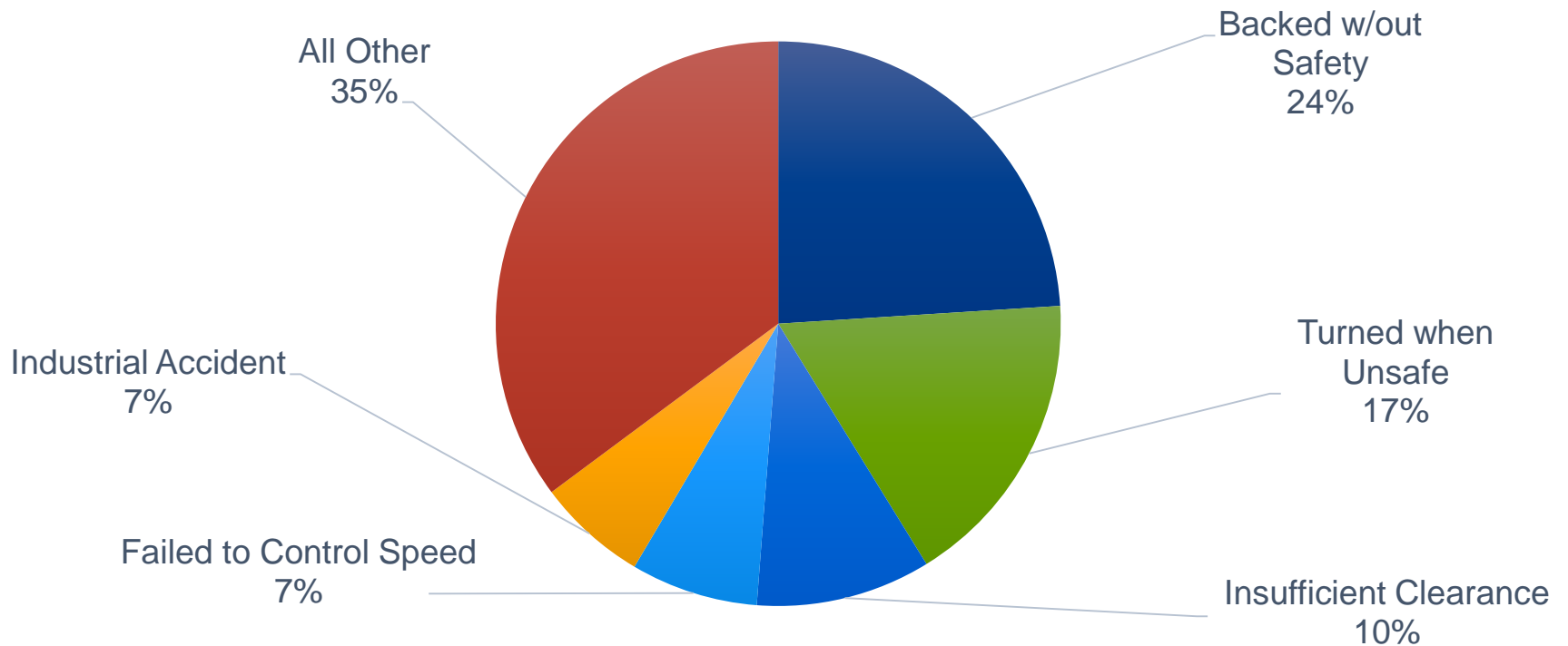
# Non-Preventable Incidents and Collisions by Dept

## Incidents and Collisions



# Top Causes of Incidents/Collisions

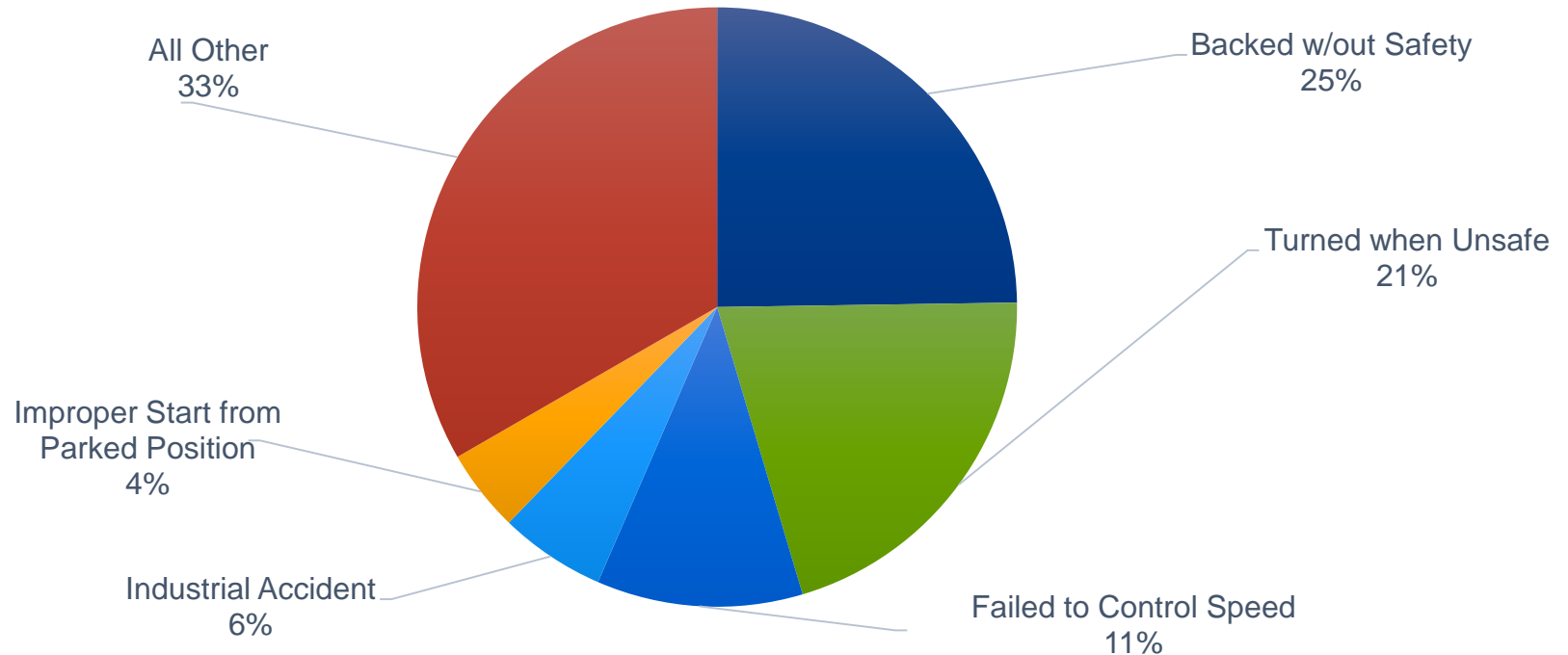
FY 2014, 2015, and 2016



12

# Top Causes of Incidents/Collisions

FYTD 2017



13

# Multi-Incident/Collision Employees

**Preventable – 24 months as of April 30, 2017**

Type	# of Employees	# Collisions
1 – Preventable Incident/Collision	1,022	1,022
2 – Preventable Incidents/Collisions	160	320
3 – Preventable Incidents/Collisions	34	102
4 – Preventable Incidents/Collisions	12	48
5 – Preventable Incidents/Collisions	0	0
>5 – Preventable Incidents/Collisions	3	18

14

# Assessed Points – Employee Count and Employment Status

24 Months as of April 30, 2017

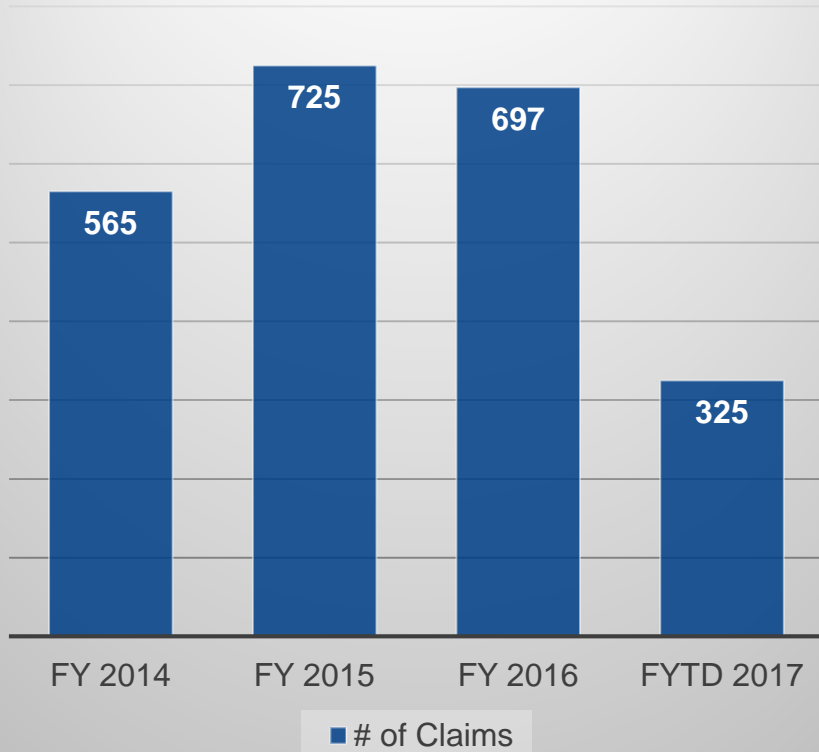
Assessed Points on Record	# of Employees	# of Employees Still Employed
1	783	744
2	407	389
3	177	174
4	49	39
5	17	16
6	2	2
7	5	1
8	1	1
9	2	0

15

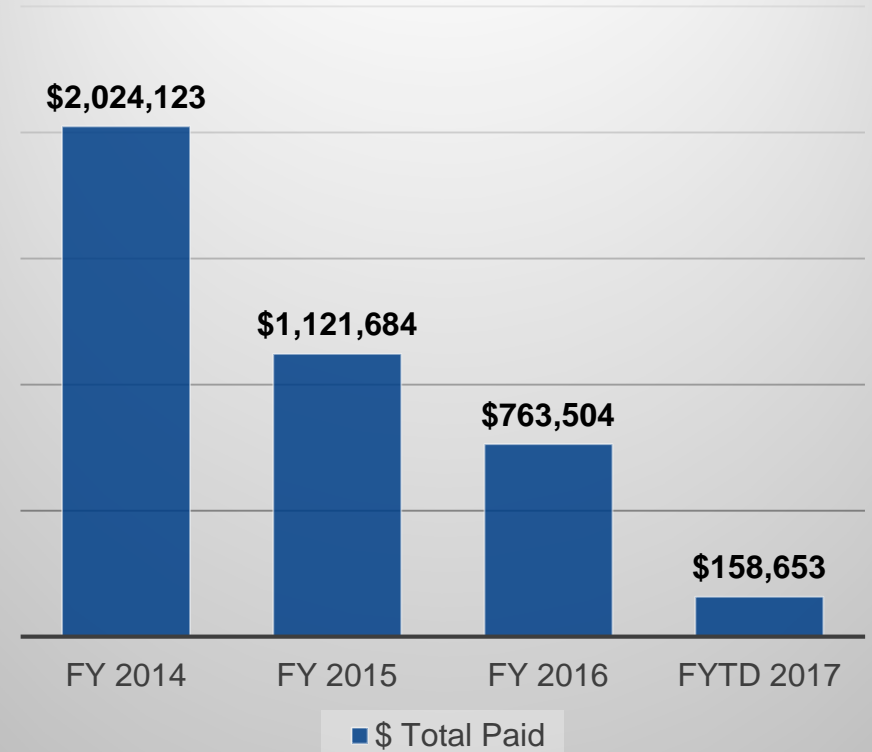


# Auto Claims – Valued as 4/30/17

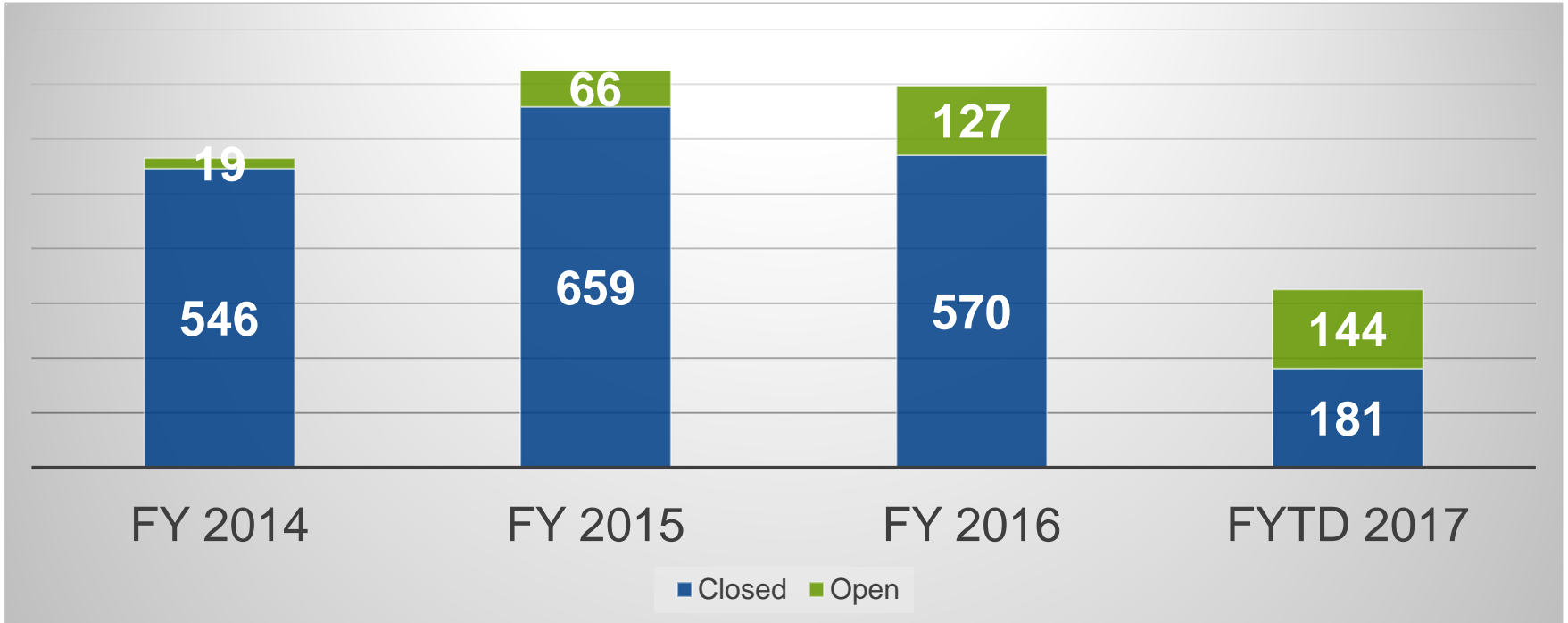
## # of Claims



## \$ Total Paid



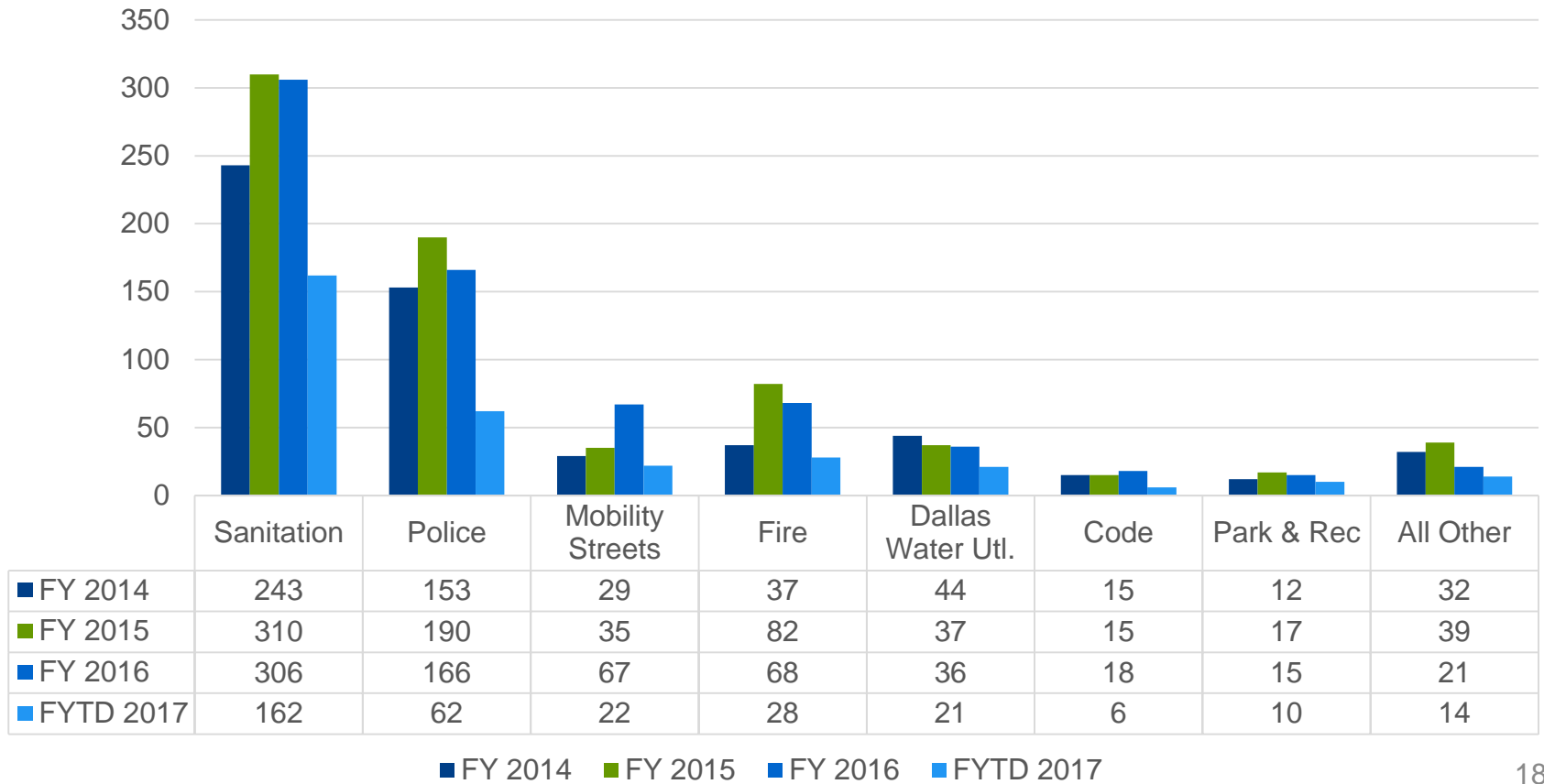
# Closed and Open Auto Claims



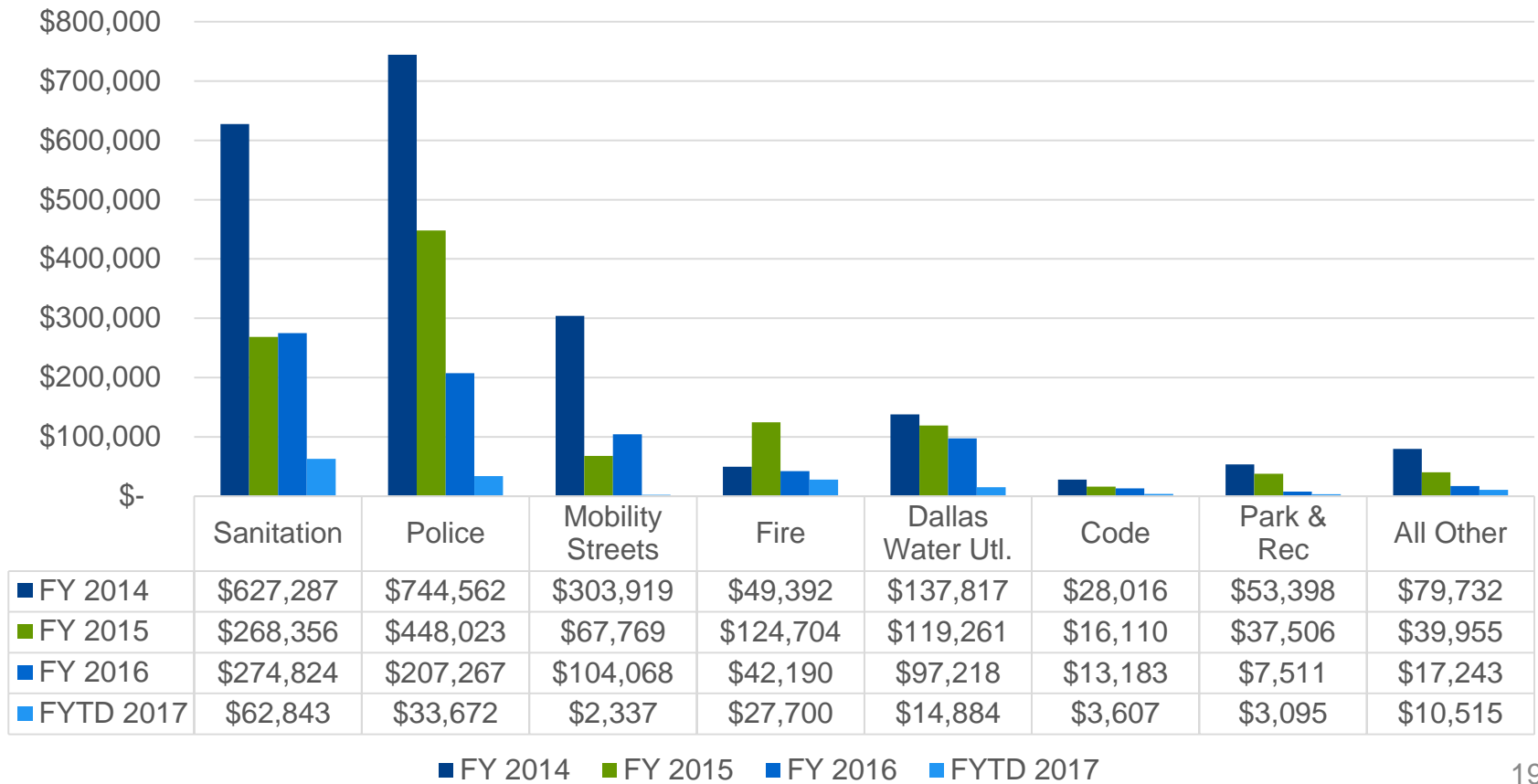
- FY 2014 – 97% Closed
- FY 2015 – 91% Closed

- FY 2016 – 82% Closed
- FYTD 2017 – 56% Closed

# Auto Claims by Department

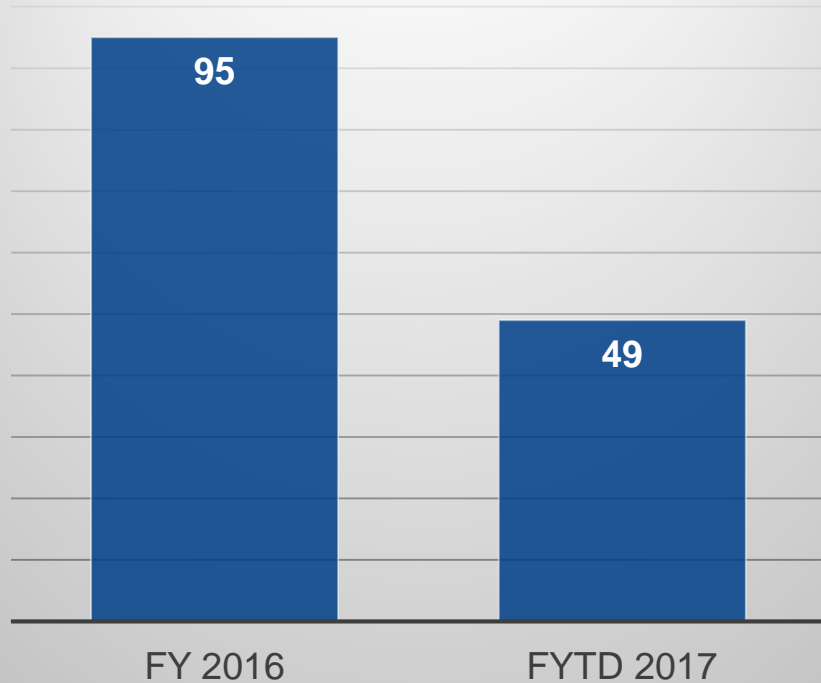


# Auto Claims - Paid by Department



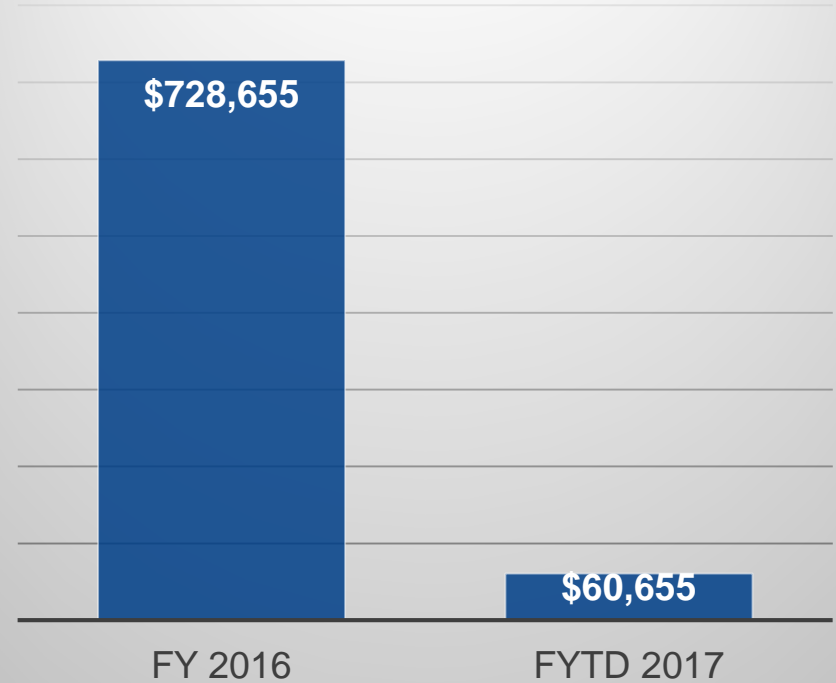
# Work Comp Claims from Collisions

## # of Claims



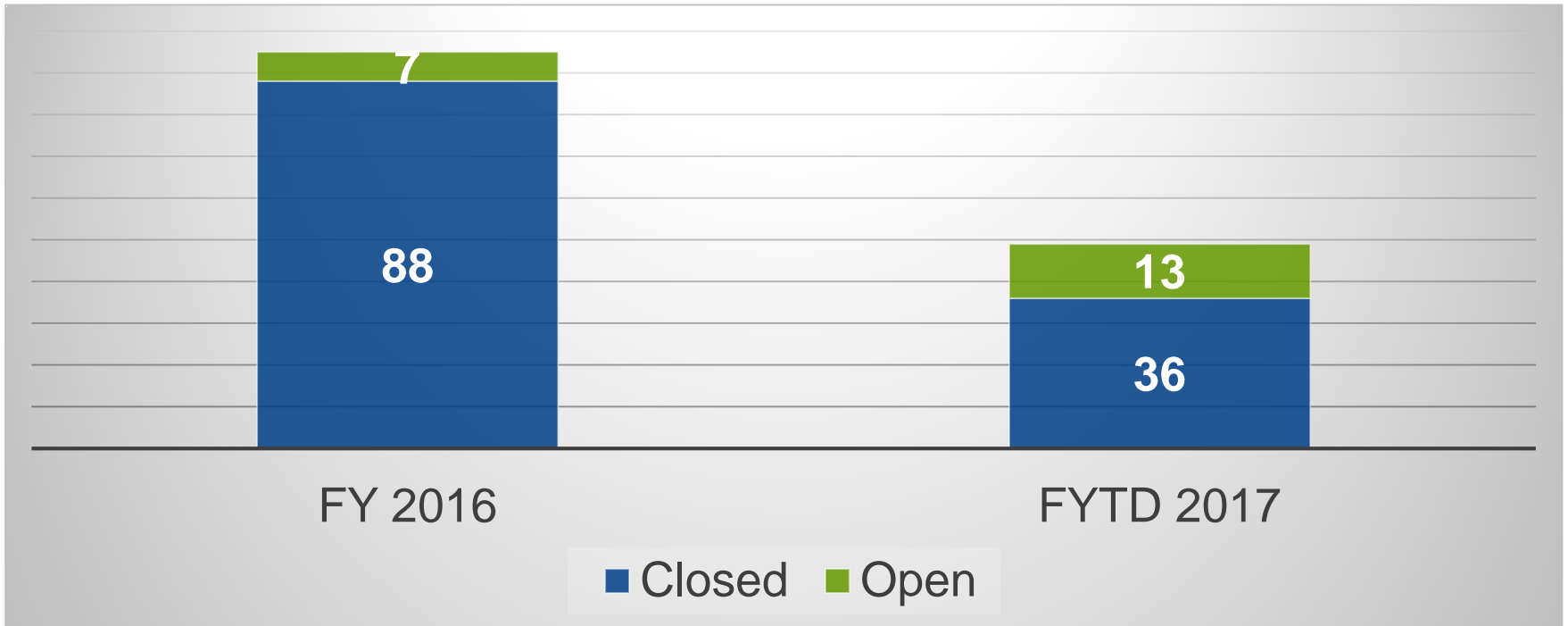
■ # of Claims

## \$ Total Paid



■ \$ Total Paid

# Closed and Open Work Comp Claims



- FY 2016 – 93% Closed

- FYTD 2017 – 73% Closed

# Options Under Review

## Revise Administrative Directive 3-3 Driver Safety Program

Section	Description
Preventability Classification & Rating	<ul style="list-style-type: none"><li>• Eliminate “collisions” and classify all auto related events as “incidents”</li><li>• Incidents are “preventable” or “non-preventable”</li><li>• Reduce the number of preventable incident classification ratings to three (3) tiers for civilian departments</li><li>• Review possibility of modifying incident classification tiers for DFR and DPD</li></ul>
Dallas Police Dept (DPD) Role	<ul style="list-style-type: none"><li>• DPD will no longer respond to ALL City equipment incidents</li><li>• DPD will only respond to incidents:<ul style="list-style-type: none"><li>○ Pursuant to their normal internal procedures</li><li>○ Involving DFR equipment</li><li>○ If EMS services are requested/required</li><li>○ If Safety Officer needs DPD expertise</li></ul></li><li>• City equipment operator must contact supervisor and dedicated Auto Incident Investigator - Office of Risk Management (ORM) employee</li></ul>

22

# Options Under Review

## Revise Administrative Directive 3-3 Driver Safety Program

Section	Description
Auto Incident Investigators	<ul style="list-style-type: none"><li>• Explore staffing options to ease investigation onus</li></ul>
Primary Drivers	<ul style="list-style-type: none"><li>• Eliminate the “150 miles driven” provision</li><li>• Primary Drivers are employees or reserve police officers whose essential job functions require:<ul style="list-style-type: none"><li>○ Routinely driving on behalf of the City</li><li>○ To maintain a CDL to perform their job duties</li><li>○ Authorization to store City equipment at their homes</li></ul></li></ul>
Collision Review Committee (CRC)	<ul style="list-style-type: none"><li>• Change to Incident Review Committee (IRC)</li><li>• The Office of Risk Management will review each City equipment incident, assess preventability and provide a classification rating</li></ul>



# Options Under Review

## Administrative Directive 3-3 Driver Safety Program

Section	Description
Preventability Classification Rating	<ul style="list-style-type: none"><li>• Criteria for each preventable incident tier<ul style="list-style-type: none"><li>• DPD</li><li>• DFR</li><li>• All other departments</li></ul></li><li>• 24 or 36 rolling months accumulated points record</li></ul>
Assigning Points	<ul style="list-style-type: none"><li>• Determine the number of points to be assessed to each preventable incident tier</li></ul>
Disciplinary Action	<ul style="list-style-type: none"><li>• Determine the disciplinary action guidelines to be assessed per:<ul style="list-style-type: none"><li>○ Maximum number of incidents per tier</li><li>○ Maximum number of total incidents</li><li>○ Maximum number of accumulated points</li></ul></li></ul>

# Options Under Review

## Safety Products/Systems/Guidelines/Programs

Section	Description
Technology Solutions	<ul style="list-style-type: none"><li>• Virtual Interactive Simulator Safety Training<ul style="list-style-type: none"><li>○ Addresses top causes of City auto accidents</li><li>○ Entry level driver training that mirrors Federal Motor Carrier Administration (FMCSA) new driver safety training</li><li>○ Monitoring of driver performance</li><li>○ Mandatory driver performance evaluation</li></ul></li><li>• On-board Monitoring Systems<ul style="list-style-type: none"><li>○ Cameras</li><li>○ Fisheye mirrors</li><li>○ Active braking systems</li></ul></li><li>○ Intersection emitters</li><li>○ Attenuators - special freeway blocker truck intended to take the brunt of a crash and save other fire trucks from damage</li></ul>
Guidelines/Programs	<ul style="list-style-type: none"><li>• Develop and implement Cell Phone Use Guideline<ul style="list-style-type: none"><li>○ CDL</li><li>○ Primary and Secondary Drivers</li></ul></li><li>○ Develop and Implement a Ride Along Driver Program</li></ul>

# Options Under Review

## Safety Products/Systems/Guidelines/Programs

Section	Description
Guidelines/Programs	<ul style="list-style-type: none"><li>• Accountability Process<ul style="list-style-type: none"><li>○ Remove drivers with suspended licenses from driving responsibilities</li><li>○ Monitor employees transferred to other departments</li></ul></li><li>• Inspection Program<ul style="list-style-type: none"><li>○ Inspectors monitor in the field driving behavior as well as other quality service issues (e.g., cart placement, litter, etc.)</li></ul></li></ul>
Interfaces	<ul style="list-style-type: none"><li>○ EBS Fleet Management Interface</li></ul>

# Collision Activity

**Budget, Finance & Audit**

**June 5, 2017**

**Elizabeth Reich, CFO**  
**Zeronda Smith, Director**  
**Office of Risk**  
**Management**



**City of Dallas**