

Memorandum

RECEIVED

2015 APR 23 PM 3: 55

CITY SECRETARY
DALLAS, TEXAS



CITY OF DALLAS

DATE April 24, 2015

TO Honorable Members of the Quality of Life & Environment Committee:
Sandy Greyson (Vice Chair), Adam Medrano, Rick Callahan, Carolyn R. Davis, Lee M. Kleinman

SUBJECT Quality of Life & Environment Committee Meeting Agenda

Monday, April 27, 2015, 9:00 a.m.

Dallas City Hall - 6ES, 1500 Marilla St., Dallas, TX 75201

The agenda for the meeting is as follows:


- | | |
|---|---|
| 1. Call to Order | Dwaine R. Caraway Chair |
| 2. Approval of April 13, 2015 Minutes | Dwaine R. Caraway Chair |
| 3. Code Compliance Sunset Review Update | Kris Sweckard Director, Code Compliance Services |
| 4. Sanitation Services Bulk and Brush Collection | Kelly High Director, Sanitation Services |
| 5. Illegal Dumping & Litter Enforcement | Paul Hansen Chief Deputy City Marshal, Dallas Marshals Office |
| | Kris Sweckard Director, Code Compliance Services |
| 6. Noise & Panhandling Ordinances and Enforcement | Catrina Shead Deputy Chief, Dallas Police Department |
| 7. Adjourn | Dwaine R. Caraway Chair |

Please let me know if you have any questions.

DATE April 24, 2015

SUBJECT Quality of Life & Environment Committee Meeting Agenda

PAGE 2 of 2



Dwaine R. Caraway
Chair

c: Honorable Mayor and Members of the City Council
A.C. Gonzalez, City Manager
Warren M.S. Ernst, City Attorney
Craig D. Kinton, City Auditor
Rosa A. Rios, City Secretary
Daniel F. Solis, Administrative Judge
Ryan S. Evans, First Assistant City Manager

Eric D. Campbell, Assistant City Manager
Jill A. Jordan, P.E., Assistant City Manager
Mark McDaniel, Assistant City Manager
Joey Zapata, Assistant City Manager
Jeanne Chipperfield, Chief Financial Officer
Sana Syed, Public Information Officer
Elsa Cantu, Assistant to the City Manager – Mayor & Council

NOTICE: A quorum of the Dallas City Council may attend this Council committee meeting.

A closed executive session may be held if the discussion of any of the above agenda items concerns one of the following:

1. Contemplated or pending litigation or matters where legal advice is requested of the City Attorney. Section 551.071 of the Texas Open Meetings Act.
2. The purchase, exchange, lease or value of real property, if the deliberation in an open meeting would have a detrimental effect on the position of the City in negotiations with a third person. Section 551.072 of the Texas Open Meetings Act.
3. A contract for a prospective gift or donation to the City, if the deliberation in an open meeting would have a detrimental effect on the position of the City in negotiations with a third person. Section 551.073 of the Texas Open Meetings Act.
4. Personnel matters involving the appointment, employment, evaluation, reassignment, duties, discipline or dismissal of a public officer or employee or to hear a complaint against an officer or employee. Section 551.074 of the Texas Open Meetings Act.
5. The deployment, or specific occasions for implementation of security personnel or devices. Section 551.076 of the Texas Open Meetings Act.

Quality of Life & Environment Committee Meeting Record

DRAFT

Meeting Date: April 13, 2015

Convened: 9:32 a.m.

Adjourned: 11:01 a.m.

Members Present:

Dwaine R. Caraway, Chair
Adam Medrano
Rick Callahan
Carolyn R. Davis
Sandy Greyson, Vice Chair
Lee M. Kleinman

Members Absent:

Briefing Presenters

Kris Sweckard
Director, Code Compliance
Services

Michael Hellmann
Assistant Director, Park and
Recreation Services

Margaret Wright
Assistant Director, Strategic
Customer Services

Staff Present:

Kris Sweckard, Tom Varghese, Sheldon Klain, Jody Jones, Eileen Youens, Tammy Palomino, Melissa Miles, Margaret Wright, Parris Long, Peter Bratt, Michael Hellmann, Joe Yanez

Special Guests:

Mary Spencer, Chair, Dallas Animal Shelter Commission

AGENDA:

1. **Special Recognition: Dallas Animal Services**

Presenter(s):

A special recognition was given to Dallas Animal Services

Action Taken/Committee Recommendation(s):

Motion made by:

Motion seconded by:

Item passed unanimously:

Item passed on a divided vote:

Item failed unanimously: Item failed on a divided vote:

2. Approval of March 23, 2015 Minutes

Presenter(s):

A motion was made to approve the minutes of March 23, 2015.

Action Taken/Committee Recommendation(s):

Motion made by: Sandy Greyson

Motion seconded by: Rick Callahan

Item passed unanimously: Item passed on a divided vote:

Item failed unanimously: Item failed on a divided vote:

3. Overview of Tow Truck Regulations

Presenter(s): Kris Sweckard

Information Only

This briefing provided the committee a review of current regulations for tow truck services in Dallas.

The committee requested for staff to review options to strengthen consumer protections and notifications.

Action Taken/Committee Recommendation(s):

Motion made by:

Motion seconded by:

Item passed unanimously: Item passed on a divided vote:

Item failed unanimously: Item failed on a divided vote:

4. Downtown Parks Projects Update

Presenter(s): Michael Hellmann

Information Only

This briefing provided the committee an update on the status of Park and Recreation projects occurring in the central businesses district.

Action Taken/Committee Recommendation(s):

Motion made by:

Motion seconded by:

Item passed unanimously: Item passed on a divided vote:

Item failed unanimously:

Item failed on a divided vote:

5. Dallas City Hall To Go

Presenter(s): Margaret Wright

Information Only

This briefing was deferred to the May 11, 2015 committee meeting.

Action Taken/Committee Recommendation(s):

Motion made by:

Motion seconded by:

Item passed unanimously: Item passed on a divided vote:

Item failed unanimously: Item failed on a divided vote:

6. Briefing Memo: Operation Beautification Spring 2015

Presenter(s):

Information Only

A briefing memo was provided for this item that announced the spring 2015 installment of the city wide clean-up event.

Action Taken/Committee Recommendation(s):

Motion made by:

Motion seconded by:

Item passed unanimously: Item passed on a divided vote:

Item failed unanimously: Item failed on a divided vote:

Councilmember Dwaine R. Caraway
Chair

Memorandum



CITY OF DALLAS

DATE April 24, 2015

TO Honorable Members of the Quality of Life & Environment Committee: Dwaine R. Caraway (Chair)
Sandy Greyson (Vice Chair), Adam Medrano, Rick Callahan, Carolyn R. Davis, Lee M. Kleinman

SUBJECT Code Compliance Sunset Review Update

On Monday, April 27, 2015, the Quality of Life & Environment committee will receive an update on the Sunset Review of Code Compliance. The briefing is attached for your review.

Please contact me if you have any questions.

A handwritten signature in blue ink, appearing to read 'Joey Zapata'.

Joey Zapata
Assistant City Manager

Attachment

c: Honorable Mayor and Members of the City Council
A.C. Gonzalez, City Manager
Warren M.S. Ernst, City Attorney
Craig D. Kinton, City Auditor
Rosa A. Rios, City Secretary
Daniel F. Solis, Administrative Judge
Ryan S. Evans, First Assistant City Manager

Eric D. Campbell, Assistant City Manager
Jill A. Jordan, P.E., Assistant City Manager
Mark McDaniel, Assistant City Manager
Jeanne Chipperfield, Chief Financial Officer
Sana Syed, Public Information Officer
Elsa Cantu, Assistant to the City Manager – Mayor & Council



City of Dallas

Code Compliance Sunset Review Update

Quality of Life & Environment Committee
April 27, 2015



Purpose

- ▶ Review “Potential Opportunities” identified through the Sunset Review process for Code Compliance
- ▶ Discuss further research and analysis in 2nd phase of Sunset Review (April – July)

Sunset Review Process

▶ Completed items

- Departmental self-evaluation
- Evaluation by Cross-Departmental Review Team
- Council Briefings on 19 identified, potential opportunities for Code Compliance
 - Quality of Life & Environment (March 23, 2015)
 - City Council (April 1, 2015)
- Department has prioritized the items using High, Medium, and Low categories (See Appendix)

▶ Next steps

- Action plans in development for review of each opportunity, by priority

High Priority Opportunities

- ▶ Establish a team (or hire consultant) and process to review all 900+ ordinances
- ▶ During FY16 budget process, consider allocating resources for pro-active code efforts and community engagement
- ▶ Review current process for handling illegal dumping and identify strategies to improve the process
- ▶ Through the FY16 budget process, consider allocating additional resources including funding and staff to be dedicated to address loose dog issues

High Priorities – Next Steps

- ▶ **Establish a team (or hire consultant) and process to review all 900+ ordinances**
 - Staff is preparing matrix to categorize ordinances (example on next page) for easier review
 - Matrix updates will be scheduled for each upcoming Quality of Life & Environment meeting through June 2015 for guidance to:
 - Maintain as is
 - Repeal
 - Modify
 - Transfer enforcement to another City department

Ordinance Review Matrix

▶ Example

| Ordinance No. | Brief Description | Chapter of City Code | Sunset Recommendation |
|---------------|--|----------------------|--|
| 4039 | Licenses to engage in the business of a private detective or to conduct a private detective agency | 38 | Repeal |
| 4311 | | | |
| 15198 | Minimum Urban Rehabilitation Standards, Multi-Tenant Inspections, Non-Owner Occupied Rental Property Registrations | 27 | Modify; briefed Housing Committee on April 6, 2015; continue discussions with stakeholders |
| 15919 | | | |
| 16473 | | | |
| 17226 | | | |
| 19234 | | | |
| 19896 | | | |
| 22154 | | | |
| 24086 | | | |
| 24961 | | | |
| 25522 | | | |
| 26455 | | | |
| 27147 | | | |
| 27751 | | | |
| 29403 | | | |

High Priorities – Next Steps

- ▶ **During FY16 budget process, consider allocating resources for pro-active code efforts and community engagement**
 - Submitted budget enhancement request for six (6) additional Neighborhood Code Reps, which would bring the total of two (2) per Code district

High Priorities – Next Steps

- ▶ **Review current process for handling illegal dumping and identify strategies to improve the process**
 - Briefings to Quality of Life & Environment on April 27 address challenges and potential solutions for bulk/brush trash, illegal dumping and litter
 - Submitted budget enhancement request for nineteen (19) additional cameras, which would bring the total to twenty-one (21)

High Priorities – Next Steps

- ▶ **Through the FY16 budget process, consider allocating additional resources including funding and staff to be dedicated to address loose dogs**
 - Briefing to Quality of Life & Environment Committee in May
 - Review strategies previously and currently utilized, along with results
 - Submitted budget enhancement request for fifteen (15) additional FTEs for a focused initiative in Southern Dallas

Next Steps

- ▶ Provide ordinance matrix updates at each upcoming Quality of Life & Environment meeting through June 2015 for guidance
- ▶ Receive committee input on solutions for illegal dumping and litter
- ▶ Consider budget enhancements for Code outreach, illegal dumping prevention resources and Animal Services field staff during FY15–16 budget development process

Appendix

Observations, Potential Opportunities, and Prioritization

| Observation | Potential Opportunity | Priority |
|---|--|-----------------|
| <p>1) Department is consistently under-budget on spending. Over the last 3 years, savings have been:</p> <ul style="list-style-type: none"> •FY12 - \$250,000 (0.9%) •FY13 - \$567,000 (1.8%) •FY14 - \$1.1m (3.3%) <p>This occurs with some divisions such as Neighborhood Code Compliance being under-budget and more than offsetting units that are over-budget such as Dallas Animal Services. Savings in a given division are typically from salaries. This has allowed divisions with unbudgeted needs to cover additional costs such as medical/surgical supplies at DAS.</p> | <p>For FY16 budget, adjust department and division budgets to reflect actual spending over last 3 years including increases in some areas and decreases in others, with net reduction.</p> | <p>M</p> |

Observations, Potential Opportunities, and Prioritization

| Observation | Potential Opportunity | Priority |
|--|--|---|
| <p>2) Salaries and benefit budget expenses are routinely below budget with savings of:</p> <ul style="list-style-type: none"> •FY12 - \$545,000 (2.4%) •FY13 - \$1.5m (6.1%) •FY14 - \$2.0m (7.9%) <p>Currently, there are 76 vacancies (including Inspectors, Animal Service Officers and Laborers) within the department.</p> <p>Historically, some salary savings have been used to offset other unbudgeted costs within department.</p> | <p>Reevaluate the hiring process within the department to reduce the number of vacancies and resulting unspent funds.</p> <p>For FY16, utilize a more appropriate vacancy rate when developing the budget and reduce FTEs and salary budget.</p> | <p style="text-align: center;">M</p> |

Observations, Potential Opportunities, and Prioritization

| Observation | Potential Opportunity | Priority |
|--|---|----------|
| <p>3) Department staff have identified over 900 ordinances that are included in the scope of work of the department.</p> <p>With various City reorganizations, Code Compliance has grown with transfer of Transportation Regulation from Public Works and mosquito abatement and food inspection when Environmental and Health Services was consolidated.</p> <p>Additionally, staff identified services within Dallas Code Compliance that are components of non-Code departments within other cities. The size and scope of Dallas Code Compliance may be too expansive.</p> | <p>Establish a team (or hire consultant) and process to review all 900+ ordinances to determine:</p> <ul style="list-style-type: none"> •If they are still pertinent and important for the City to enforce, •If the ordinance is still needed then determine if modifications will improve enforcement, •If each ordinance should be enforced within Code Compliance or another City department. <p>For example, downtown vacant buildings, home repair, electronic repair and wood vendor permits may no longer be necessary.</p> | <p>H</p> |

Observations, Potential Opportunities, and Prioritization

| Observation | Potential Opportunity | Priority |
|---|---|-----------------|
| <p>4) Special Collections unit within DWU collects numerous revenues on behalf of various departments. In FY10, Code reassigned 8 existing positions and established a new Revenue and Collections unit within Code Compliance to focus on growing registration and fee requirements of the department.</p> | <p>A Code Compliance team with support from Lean/Six Sigma will evaluate pros and cons of consolidating this unit into Special Collections.</p> | <p>M</p> |
| <p>5) Non-owner occupied registrations are low, resulting in revenue being consistently under-budget. Enforcement is conducted on complaints received on properties and efforts to identify rental homes are limited.</p> | <p>Code Compliance with support from Lean/Six Sigma will continue to review process of identifying non-owner occupied structures and proactively seek registration.</p> | <p>M</p> |

Observations, Potential Opportunities, and Prioritization

| Observation | Potential Opportunity | Priority |
|---|--|----------|
| <p>6) Nuisance Abatement (mow clean) process addresses high weeds and is performed by contractors and/or by city staff depending upon whether or not the lot requires mowing only or if the lot requires removal of debris first. About 34,000 lots were mowed and cleaned last year.</p> <p>Process can result in delays in cleaning properties, and requires additional staff work to verify contractor work. Additionally, there may be duplication of paperwork and cost associated with placing liens.</p> | <p>Code Compliance with support from Lean/Six Sigma will review the Nuisance Abatement process and develop a plan to improve and streamline.</p> | <p>L</p> |
| <p>7) Org Chart for the department shows differing spans of control with some managers having as few as 1 or 2 direct reports.</p> | <p>Review Org Chart with Human Resources and develop recommendations for span of control.</p> | <p>M</p> |

Observations, Potential Opportunities, and Prioritization

| Observation | Potential Opportunity | Priority |
|--|--|----------|
| <p>8) As DPD has learned that one of most significant impacts on crime is pro-active policing and community engagement, likewise Code Compliance will benefit from more community engagement and public outreach. Additionally, consultant performing citizen survey identified community outreach as a means to improve customer satisfaction within Code Compliance.</p> <p>Currently neighborhood code representatives are used to attend neighborhood meetings and educate citizens on code issues. Approximately 200 community meetings are attended throughout the City with most occurring monthly.</p> | <p>During FY16 budget process, consider allocating resources for pro-active code efforts and community engagement.</p> | <p>H</p> |

Observations, Potential Opportunities, and Prioritization

| Observation | Potential Opportunity | Priority |
|--|---|----------|
| <p>9) Inspection of food establishments is done by both staff and contractors, yet only staff are authorized to enforce ordinances.</p> | <p>Code Compliance with support from Lean/Six Sigma will evaluate the use of private vendors in the food inspection process.</p> | <p>L</p> |
| <p>10) Currently, Food Inspection conducts routine inspections every six months even if an establishment consistently has high scores.</p> <p>About 6,200 to 6,500 food establishments exist within City and require inspection. Over 13,000 inspections were conducted in FY14 including routine, follow-up, and complaint-driven inspections. The department currently utilizes 26 sanitarians for this service.</p> | <p>Code Compliance with support from Lean/Six Sigma will research the pros and cons of conducting food inspections annually and/or through a risk based approach.</p> | <p>M</p> |

Observations, Potential Opportunities, and Prioritization

| Observation | Potential Opportunity | Priority |
|--|---|----------|
| <p>11) Currently, Transportation Regulation issues licenses and permits to 426 companies, 6,030 vehicles and 6,205 drivers that operate in the City of Dallas. This division was previously part of Public Works and Transportation.</p> <p>In other cities, Transportation Regulation is a component of the Police Department, a parking authority, or a Transportation Department but typically not Code Compliance. This activity is not currently provided 24/7, and inspectors do not have ability to pursue or impound vehicles.</p> | <p>A cross-departmental team with support from Lean/Six Sigma will consider whether Code Compliance is the most appropriate home department for Transportation Regulation.</p> <p>Transfer of this activity to a different department would allow Code Compliance to focus more on neighborhood issues.</p> | <p>M</p> |

Observations, Potential Opportunities, and Prioritization

| Observation | Potential Opportunity | Priority |
|--|--|----------|
| <p>12) Dallas Animal Services has significant amount of public support and partners. Other non-profit entities are involved in various animal services activities that are duplicate of DAS.</p> | <p>Code Compliance with support from Lean/Six Sigma will evaluate opportunity for public-private partnership and/or outsourcing of activities within DAS that are duplicate of other providers. Possibilities may include adoption, pet registration, education/marketing, spay/neuter services, veterinary services, etc.</p> | <p>L</p> |
| <p>13) Based on org chart, Dallas Animal Services appears to have its own administrative section that may be a duplication of the department's centralized administration.</p> | <p>Further review the activities of both DAS administration and Code Compliance administration to ensure that duplications are eliminated.</p> | <p>L</p> |
| <p>14) Dallas Animal Services has positions involved in call taking while the City has 311 consolidated for purpose of handling calls and service requests.</p> | <p>Review the actual type of calls handled and determine if the work can be reassigned/consolidated into 311.</p> | <p>L</p> |

Observations, Potential Opportunities, and Prioritization

| Observation | Potential Opportunity | Priority |
|---|---|----------|
| <p>15) 362 units of fleet are assigned to department including sedans, trucks, vans, trailers, dump trucks, rotobooms, etc. Department has 2 positions dedicated to managing Code fleet.</p> <p>The department also leases 28 units for an annual cost of \$0.5m.</p> | <p>A team from Code Compliance and EBS with support from Lean/Six Sigma will review each of the 28 leased units to determine if the need can be met through City owned equipment rather than through leasing equipment at an additional cost.</p> | <p>L</p> |
| <p>16) Illegal Dumping is a serious issue in areas of the City and involves several departments including Code Compliance, City Marshal's Office, Sanitation, Street Services, and Trinity Watershed Management.</p> | <p>A cross-departmental team with support from Lean/Six Sigma will review current process for handling illegal dumping and identify strategies to improve the process, including how technology such as cameras or drones could be utilized.</p> | <p>H</p> |

Observations, Potential Opportunities, and Prioritization

| Observation | Potential Opportunity | Priority |
|--|--|----------|
| 17) Code Compliance received 25,760 service requests related to loose animal complaints in FY14. | Through the FY16 budget process, consider allocating additional resources including funding and staff to be dedicated to address loose dog issues. | H |
| 18) Mosquito Abatement is an intergovernmental effort between the City, County and the State. The City currently sets traps within the City while the County sets traps in unincorporated areas and small cities. Samples are sent to both the County and State for testing. Additionally, other cities have their own mosquito abatement efforts. | Code Compliance with support from Lean/Six Sigma will review current process and arrangements to determine if a regional approach or other alternatives could improve the processes. | L |
| 19) Many of the performance measures of the department are counts and output based. | With assistance from Center for Performance Excellence, the department will develop more outcome and effectiveness based measures. | L |



City of Dallas

Memorandum

Date: April 24, 2015

To: Honorable Members of the Quality of Life & Environment Committee: Dwaine R. Caraway (Chair), Sandy Greyson (Vice Chair), Rick Callahan, Carolyn R. Davis, Lee M. Kleinman, Adam Medrano

Subject: Sanitation Services Bulk and Brush Collection

On Monday, April 27, 2015, the Quality of Life & Environment Council Committee will be briefed an update on the Sanitation Services Bulk and Brush Collection. The briefing materials are attached for your review.

Please feel free to contact me if you have any questions or need additional information.

A handwritten signature in black ink, appearing to read 'Mark McDaniel'.

Mark McDaniel
Assistant City Manager

Attachment

c: The Honorable Mayor and Members of the City Council
A.C. Gonzalez, City Manager
Rosa A. Rios, City Secretary
Daniel F. Solis, Administrative Judge
Craig D. Kinton, City Auditor
Ryan S. Evans, First Assistant City Manager
Eric D. Campbell, Assistant City Manager
Joey Zapata, Assistant City Manager
Jeanne Chipperfield, Chief Financial Officer
Sana Syed, Public Information Officer
Elsa Cantu, Assistant to the City Manager – Mayor and Council
Kelly High, Director, Sanitation Services

Sanitation Services Bulk and Brush Collection

Quality of Life & Environment Committee

April 27, 2015



Briefing Overview

- Provide an overview of the current collection program
- Discuss challenges with the current program
- Provide information related to other cities
- Begin a discussion on possible changes to the current collection program and the benefits
- Discuss possible pilot programs
- Provide policy considerations
- Next Steps

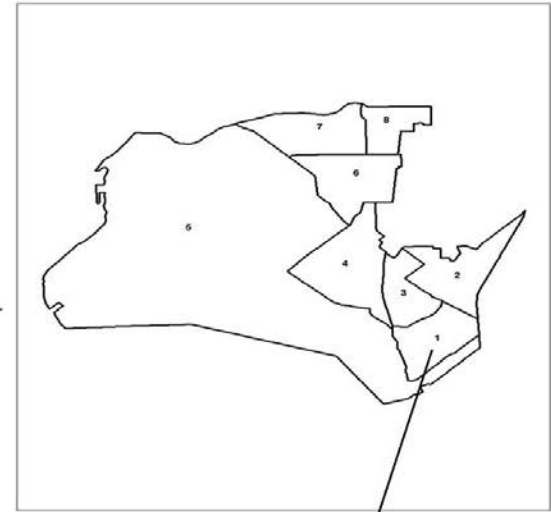
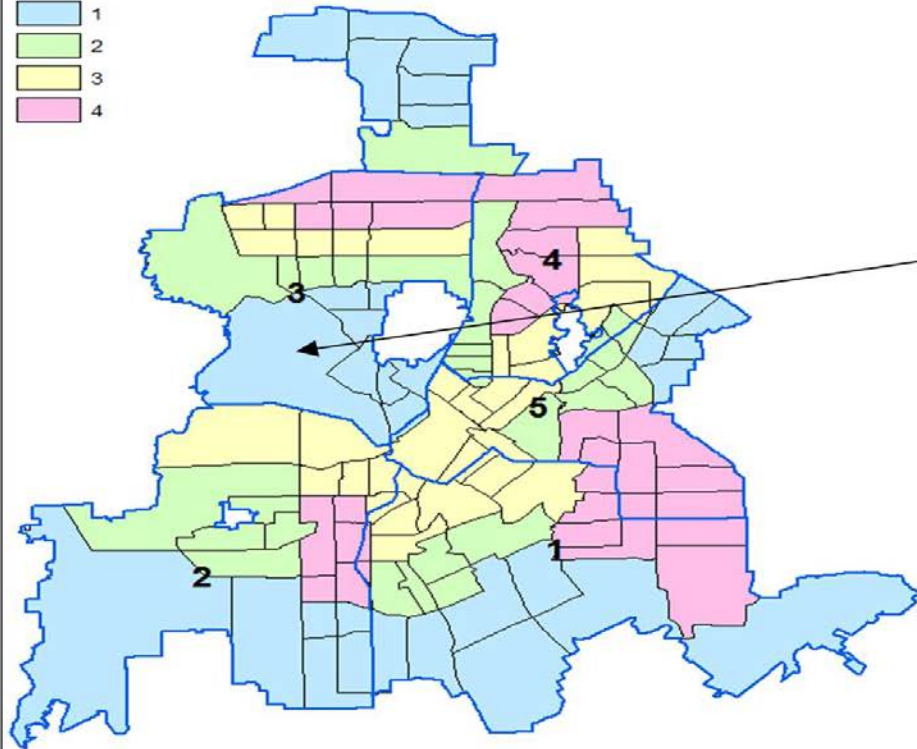
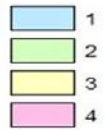
Current Collection Program



Current Collection Schedule

- Bulk & brush is collected monthly (12 times annually) by 5 Sanitation collection districts
- Sanitation districts are divided into four collection weeks per month (Weeks 1, 2, 3 and 4)
- Bulk & Brush can be set out beginning Thursday prior to a specific collection week
 - All material must be set out by Monday morning at 7 am
- Collection occurs Monday through Thursday, but depending on volume can extend into the weekend

Bulk and Brush Week of Service



Current Collection Criteria

- Essentially, no limitations on volume
 - Chapter 18 states that when quantities are “excessive”, “the director of Sanitation shall determine the amount of brush to be collected”
 - Over the years this has evolved to no limits
- Brush and bulk items can be commingled
 - Tree limbs, brush, and bagged leaves accepted
 - White goods/appliances allowed (except those containing refrigerant)
 - Household furniture and other bulky items accepted
 - Small debris should be containerized
 - No chemicals, paints, rocks, bricks, electronics, construction/remodeling debris, tires, or bagged grass clippings (except from March 15 to April 15)

Collection Method

- Bulk & Brush is collected using “roto-booms” or grapple trucks and truck/trailer combos
 - A typical brush crew consists of 1 roto-boom and 2 truck/trailer combos
 - Districts typically have 4-6 crews for weekly collections
- On Wednesdays, during peak season, rear loader refuse trucks are utilized to collect small set outs and bagged debris



By The Numbers



Bulk and Brush Collection Budget

- Annual budget of \$13M
- 113 regular FTEs
- 5 Combo Booms
- 26 Roto-booms
- 52 brush truck/trailer combos

Note: Does not include the supplemental use of rear loaders and disposal cost of approximately \$2M annually

Collection Volumes

- Dallas crews collect over 150,000 tons per year
 - 0.63 tons per household (compared to 0.24 tons in Austin, 0.29 tons in Ft. Worth, 0.42 tons in Houston and 0.24 tons in San Antonio)
- Monthly volumes range from less than 10K tons to greater than 20K tons
- Seasonal storms can create significant volume increases
 - In FY 2013-14 crews collected over 172,000 tons (0.72 tons/household)



Matrix of Monthly Volumes

| TONS | Oct | Nov | Dec | Jan | Feb | Mar | Apr | May | Jun | Jul | Aug | Sep | AVG | TOTAL |
|----------|--------|--------|--------|--------|--------|--------|---------|--------|--------|--------|--------|--------|--------|-----------------------------|
| FY-15 | 20,455 | 17,813 | 14,858 | 12,183 | 8,375 | 7,734 | 24,000* | | | | | | 14,457 | <i>Projected</i> 173,000 |
| FY-14 | 14,473 | 10,788 | 21,567 | 18,758 | 8,871 | 12,227 | 17,319 | 18,632 | 12,925 | 15,732 | 11,862 | 9,082 | 14,353 | 172,234 |
| FY-13 | 9,394 | 13,970 | 12,116 | 11,728 | 11,343 | 12,433 | 13,433 | 22,491 | 16,284 | 10,970 | 14,127 | 9,029 | 13,110 | 157,319 |
| FY-12 | 10,950 | 12,177 | 10,576 | 12,071 | 10,254 | 16,315 | 15,847 | 15,063 | 14,148 | 10,020 | 13,779 | 10,043 | 12,604 | 151,243 |
| 3 yr Avg | 11,606 | 12,312 | 14,753 | 14,186 | 10,156 | 13,658 | 15,533 | 18,729 | 14,452 | 12,240 | 13,256 | 9,385 | 13,355 | 160,265 |

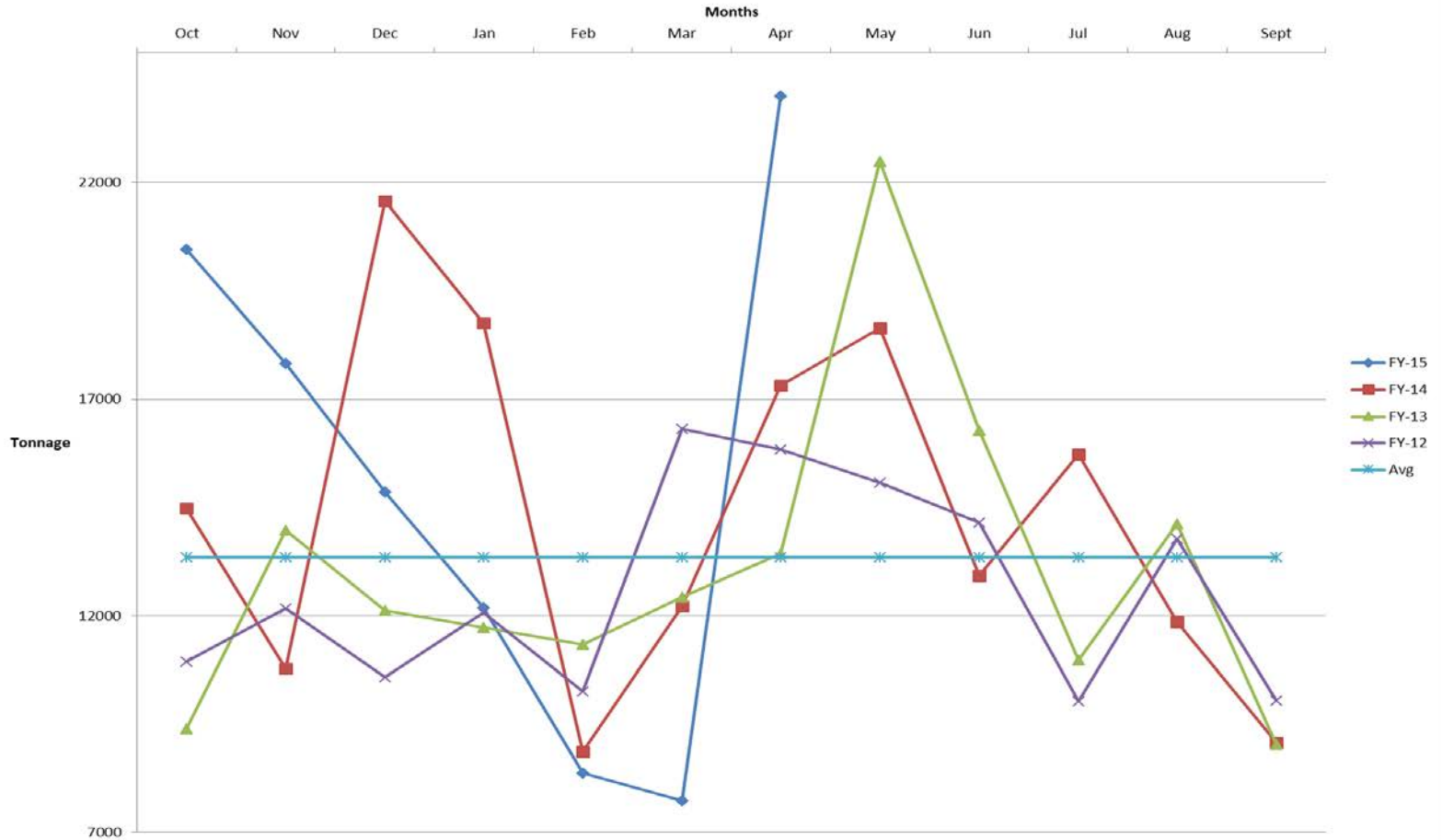
Extremely High

Slightly Above

Within or Below

*Estimated for April 2015. Over 12K tons collected in the first two collection weeks

Matrix of Monthly Volumes



Matrix of Weekly Volumes

| Calendar Year 2014 | | | | | |
|----------------------|-------------|-------------|-------------|-------------|----------------|
| SANITATION DISTRICTS | WEEK 1 TONS | WEEK 2 TONS | WEEK 3 TONS | WEEK 4 TONS | TOTAL |
| 1 | 9,148 | 8,023 | 7,470 | 11,593 | 36,234 |
| 2 | 9,390 | 9,097 | 7,080 | 7,685 | 33,252 |
| 3 | 7,386 | 6,805 | 7,857 | 8,669 | 30,717 |
| 4 | 12,747 | 7,305 | 9,873 | 8,783 | 38,708 |
| 5 | 9,682 | 6,715 | 5,872 | 11,054 | 33,323 |
| TOTAL | | | | | 172,234 |

Bulk and Brush Set Outs



Brush Set Outs



Bagged Leaf Set Outs



Illegal Set-Outs or Illegal Dumping?



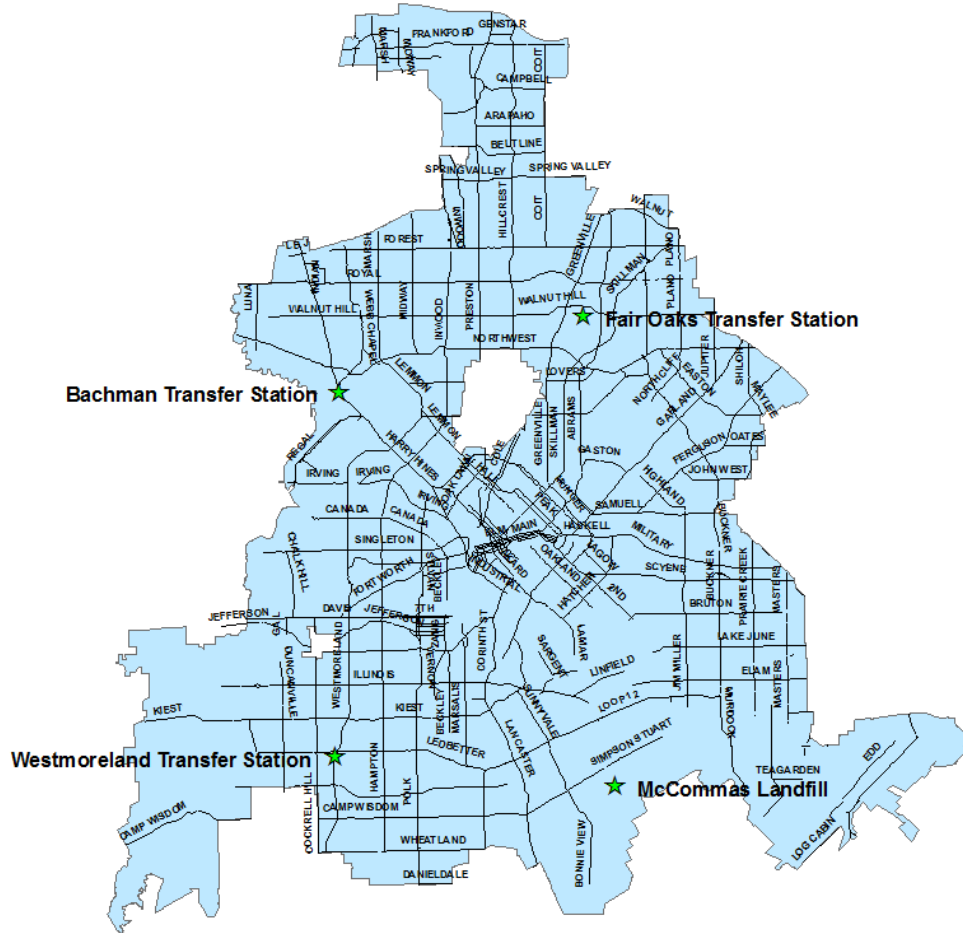
Other Disposal Options (Self Haul)

Other Bulk and Brush Disposal Options

- Residents may bring bulk and brush debris to the City's landfill or transfer stations for disposal
 - McCommas Bluff Landfill (Monday - Saturday)
 - Monday-Friday 5:00am – 8:00pm, Saturday 6:00am – 4:00pm (85 hours per week)
 - Bachman Transfer Station (Monday – Saturday)
 - 7:30am - 5:00pm (57 hours a week)
 - Southwest and Fair Oaks Transfer Station (Wednesday & Saturday)
 - 7:30am – 5:00pm (19 hours a week)

Note: Residents free, but limited to a 15ft. trailer or less

CITY OF DALLAS SANITATION SERVICES DISPOSAL LOCATIONS



Collection Challenges



Current Collection Challenges

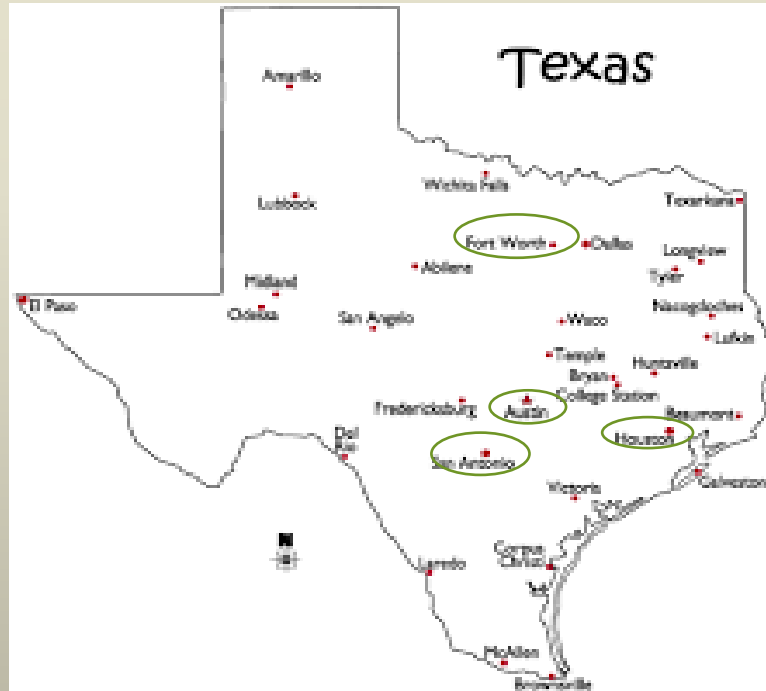
- Based on the time of year, volumes can change dramatically and impact schedules
- Based on current set out and collection schedules, material may be sitting out for 7 - 10 days before collection
- Bulk and Brush is commingled and the organic matter cannot be separated for diversion or reuse
 - Potentially 40-60% organic material

Current Collection Challenges

- There are few restrictions on set out volume and frequency
 - May encourage some homeowners to utilize the City's bulk and brush service for non-residential use
 - May encourage non-resident illegal dumping
 - All customers are paying for those who frequently set out large volumes
- Landscaping companies often utilize the City's collection service for their residual disposal
- Set outs are often "junky" and contribute to blight



What are other major Texas cities doing?



Other Major Texas Cities

- Austin (193,000 households)
 - 2X per year bulk and 2x per year brush (restrictions)
 - Weekly yard waste (restrictions)
 - 46,000 tons collected annually (0.24 tons/household)
- Ft. Worth (207,000 households)
 - Monthly bulk (restrictions)
 - No monthly brush, but weekly yard waste (restrictions)
 - 61,000 tons collected annually (.29 tons/household)

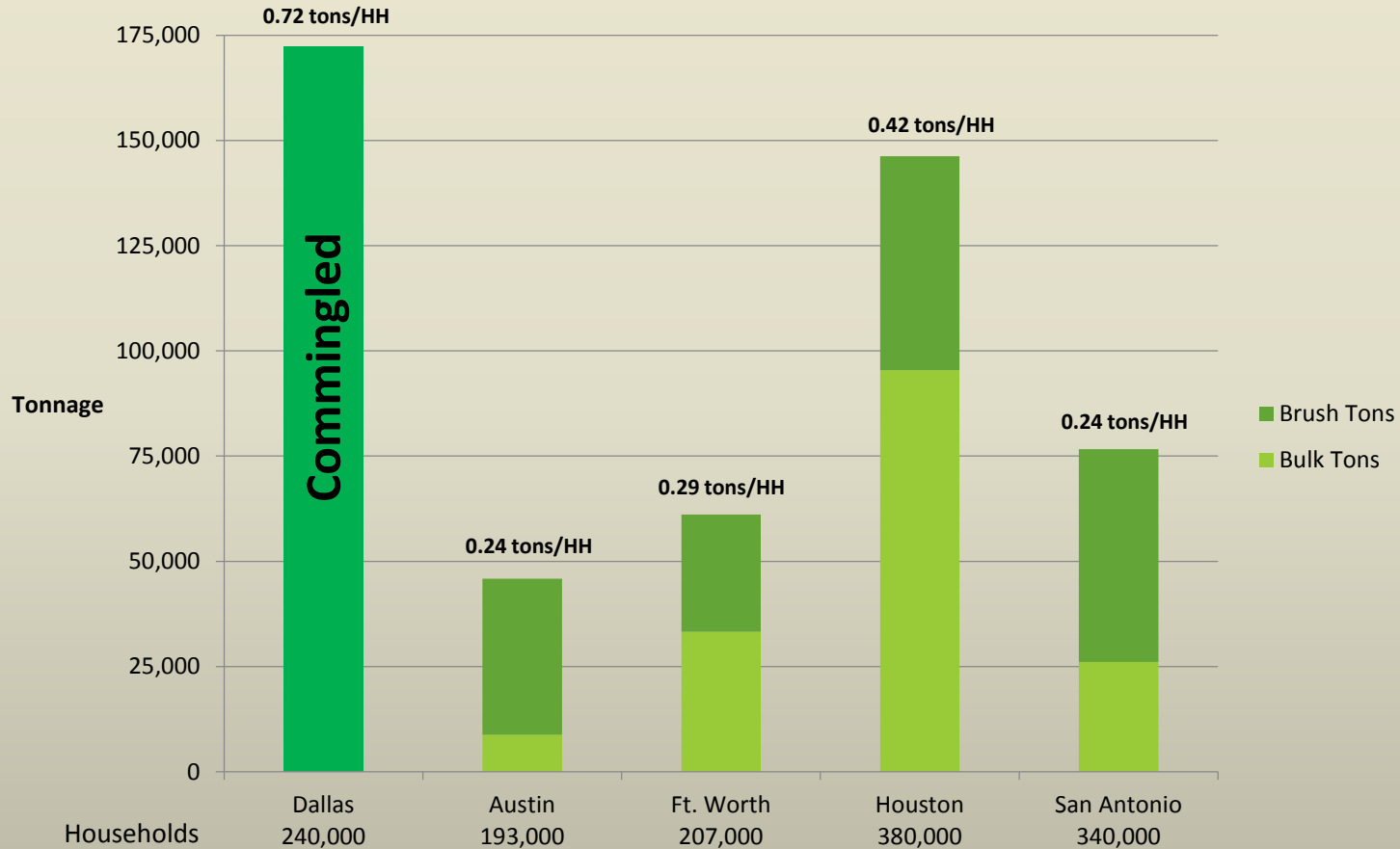
Other Major Texas Cities

- Houston (380,000 households)
 - Alternating bulk and brush months
 - Limits on volume
 - Weekly yard waste (restrictions)
 - Landscape contractors required to haul their waste
 - 160,000 tons collected annually (0.42 tons/household)
- San Antonio (340,000 households)
 - 2X per year bulk and 2x per year brush (restrictions)
 - Piloting weekly organics collection (roll-cart)
 - 80,000 tons collected annually (0.24 tons/household)

Other Major Texas Cities (drop off sites)

- Austin
 - 1 drop off location
 - Open 40 hours a week (Monday thru Friday 8-4)
- Ft. Worth
 - 3 drop off locations
 - Open 59 hours/week (Monday thru Friday 8-6, Saturday 8-5)
- Houston
 - 6 drop off locations
 - Open 45 hours/week (Wednesday thru Sunday 10-7)
- San Antonio
 - 4 drop off locations
 - Open 40 hours/week (Tuesday thru Friday 8-5, Saturday 8-12)

FY14 Comparison of Other Texas Cities



Potential Program Changes



Changes for Dallas to consider

- Separate bulk and brush collection
- Place volume restrictions on set outs
- Reduce length of early set out times
- Require landscapers to haul off their own waste
- Develop conveniently located and accessible citizen drop off sites
- Increase inspection to verify legitimate set outs
- Change bulk/brush week boundaries to balance house counts per collection week

Benefits of Changes



Benefits of programmatic changes

- Reduced number of days that material sits out on the curb
- Bulk or “junky” items would be set out less frequently
- Restrictions would reduce the overall volume of material
- Limited volume and collection days should discourage non-residential set outs
- Convenient drop off options for out of cycle disposal needs

Benefits of programmatic changes

- Neighborhood drop off locations could limit illegal dumping in the neighborhoods
 - Many Texas cities utilize drop off locations to limit illegal dumping
- Organics (trees, brush, leaves and grass) can be diverted from the landfill and/or beneficially used
 - It is estimated that 40-60% of the 150,000 tons collected annually could be diverted from the landfill or beneficially reused
 - Consistent with our Zero Waste Goals

Bulk & Brush: Recommendations

#1 Bulk & Brush: Boundary Realignment

- Several weeks have disproportional household counts
 - Brush collection weeks need to be realigned and balanced to optimize route collection efficiency
 - Disproportional house counts, tonnage collected, combined with haul distance create inefficiencies

| Estimated Bulk/Brush House Count By District | | | | | | | | |
|--|--------|--------|--------|--------|---------|---------|--------|--------|
| | Week 1 | Week 2 | Week 3 | Week 4 | Total | Average | Low | High |
| D1 | 13,582 | 9,187 | 9,604 | 12,125 | 44,498 | 11,125 | 9,187 | 13,582 |
| D2 | 18,574 | 14,841 | 9,669 | 10,134 | 53,218 | 13,305 | 9,669 | 18,574 |
| D3 | 10,403 | 8,067 | 9,797 | 10,465 | 38,732 | 9,683 | 8,067 | 10,465 |
| D4 | 19,737 | 11,091 | 14,015 | 13,913 | 58,756 | 14,689 | 11,091 | 19,737 |
| D5 | 11,545 | 8,116 | 9,418 | 18,997 | 48,076 | 12,019 | 8,116 | 18,997 |
| Total | 73,841 | 51,302 | 52,503 | 65,634 | 243,280 | 60,820 | 51,302 | 73,841 |

Examples

#2 Neighborhood Drop Off Site - Pilot

- The City should consider the use of strategically placed residential drop off locations for citizen “self haul” use
 - Intended to discourage neighborhood illegal dumping by providing a convenient drop off location and service
 - These would be minimally staffed, appropriately designed and landscaped, NOT transfer stations (no waste stored overnight)
 - Residential use only, no commercial (monthly use limits)
 - Available 5-6 days a week
 - 1 acre facility approximately costs \$2.5m - \$3.5M

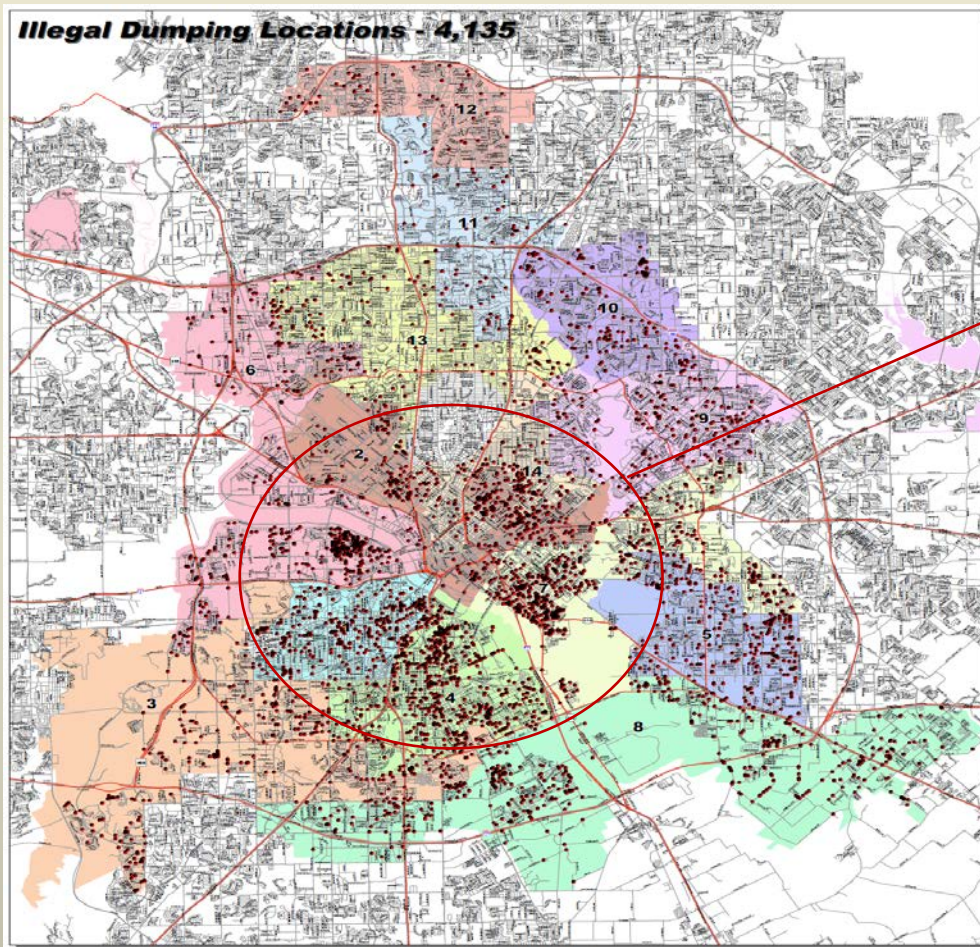


**San Antonio
Neighborhood Drop Off**

#2 Neighborhood Drop Off Site - Pilot

- If directed, staff could locate and develop a temporary neighborhood drop off location
 - Identify a temporary location that is:
 - Conveniently located and suitable to the surrounding neighborhood
 - In an area with high concentrations of illegal dumping
 - During the pilot, we would track impact on illegal dumping cases in the surrounding area, receive neighborhood feedback and test the effectiveness of the site

Illegal Dumping Locations - 4,135




Areas of concentration

Data Source:
Roads, Council Dist - City of Dallas Enterprise GIS
Bulk Trash/Illegal Dump Locations - City of Dallas Code Compliance

The information on this page is provided as a Public Information System. It is not intended to be used for legal purposes. The City of Dallas is not responsible for any errors or omissions in the data. The City of Dallas is not responsible for any damages, including consequential damages, arising from the use of this information. The City of Dallas is not responsible for any actions taken based on the information provided on this page. The City of Dallas is not responsible for any actions taken based on the information provided on this page.

Illegal Dumping CCS Response FY2013-2014

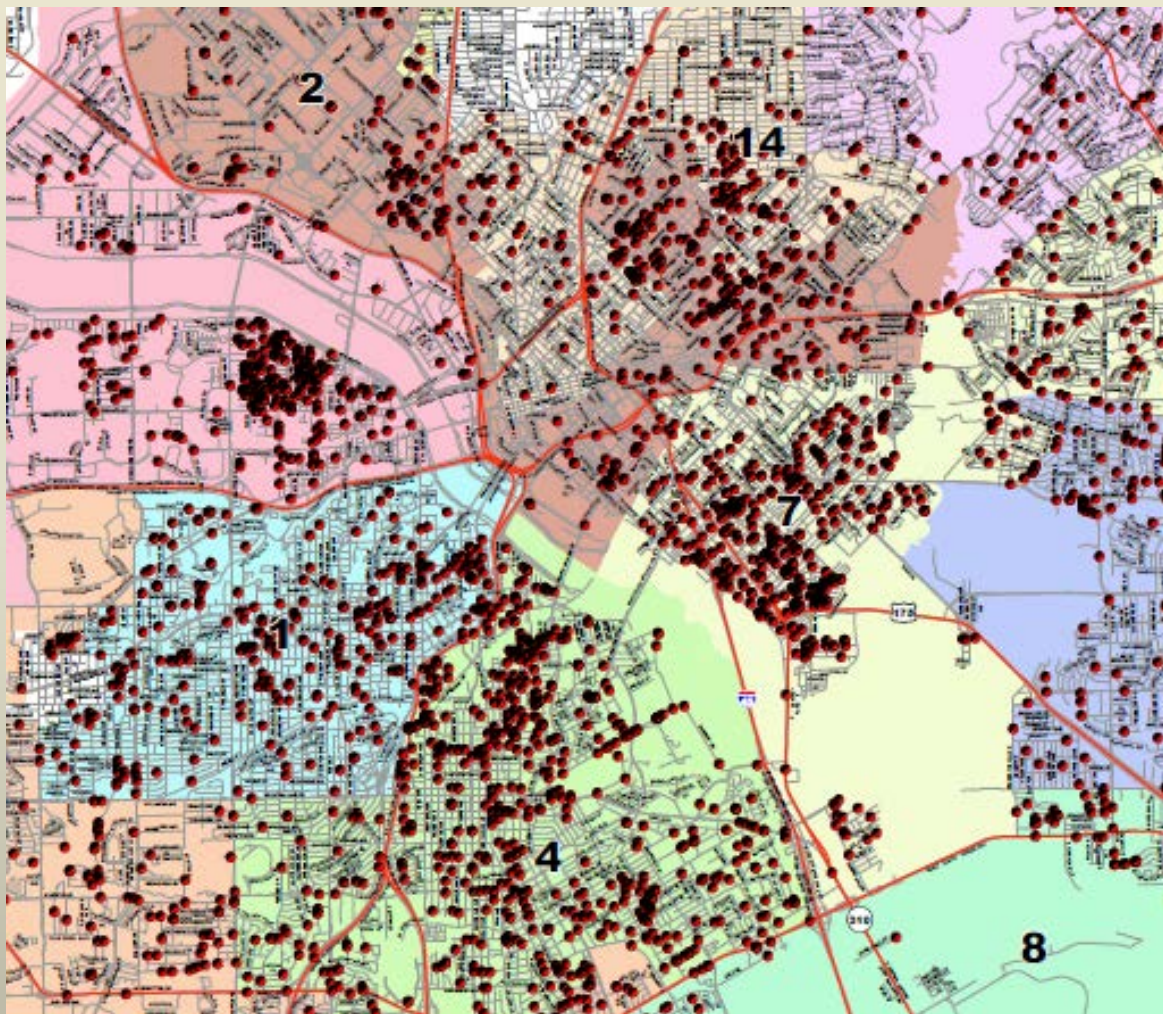


Legend

- Illegal Dumping
- Freeways
- Roads

Council Districts

- 1 6 11
- 2 7 12
- 3 8 13
- 4 9 14
- 5 10



#3 Alternative Collection - Pilot

- Sanitation could pilot a modified bulk and brush collection program
 - Staff recommends monthly brush collection and limited “on call” bulk collection (4 times per year)
 - Additional option – Set volume limits on both the brush and bulk collections
 - 8-10 Cubic yards is consistent with other major Texas cities
 - Additional option - Require the use of compostable bags for leaves and grass clippings
 - Staff recommends piloting a program in an entire bulk/brush week
 - Pilot area(s) would have to be identified
- If directed staff could further develop the pilot program and bring back a refined program to Quality of Life committee for further consideration
 - Pilot Boundaries, implementation schedule, outreach, etc.

Policy Considerations Moving Forward

Policy considerations

- Change frequency of bulk and/or brush collections
- Place volume limits on collections
- Provide separate collection for bulk and brush so that organic material can be diverted or beneficially reused
 - Require citizens to place grass clippings and leaves in compostable or paper bags
 - Place volume limitations on bulk and brush collection
- Require landscape companies to haul off their residual waste

Policy considerations

- Consider weekly yard trimming collection (with limited large brush collection)
 - In some cases, this would require alley and curbside collection on the same day
- Change the early set out day
- Increase enforcement for set out verification

Things to consider for policy discussion

- Program changes would require equipment and personnel changes
- Diverting brush and yard trimmings will require the development of a mulching and/or composting program (internal or contracted)
 - Will require additional cost, but this could be offset by a reduced collection program
- Changing brush collection frequency can significantly impact response after storm events
- Any significant program changes will require substantial public outreach and education
- Chapter 18 ordinance changes will be required

Impacts of no changes (maintain status quo)

- Sanitation Services will require additional crews and equipment to consistently finish collections by Thursday
- Development of a far north transfer station should be considered
- Organic material would not be separated and diverted or beneficially reused
 - This would prevent the City from reaching its Zero Waste goals
- Brush week boundary realignments still needed

Next Steps

- Receive input from Committee on pilot programs and policy considerations today
- With committee approval, begin phased implementation of brush week realignment
 - First phase implementation targeted for September 2015
- With committee approval, pursue a location for a neighborhood drop off site pilot
 - Identify a site summer of 2015 and bring back for consideration
- With committee approval, develop a modified bulk/brush collection program for further consideration summer 2015

Appendix

Example – Austin Large Brush Requirements (twice yearly service)



Example – Fort Worth Bulk and Brush limitations



Note: Limit for monthly bulk collection and limit for weekly brush (excluding bags and bundled trimmings)

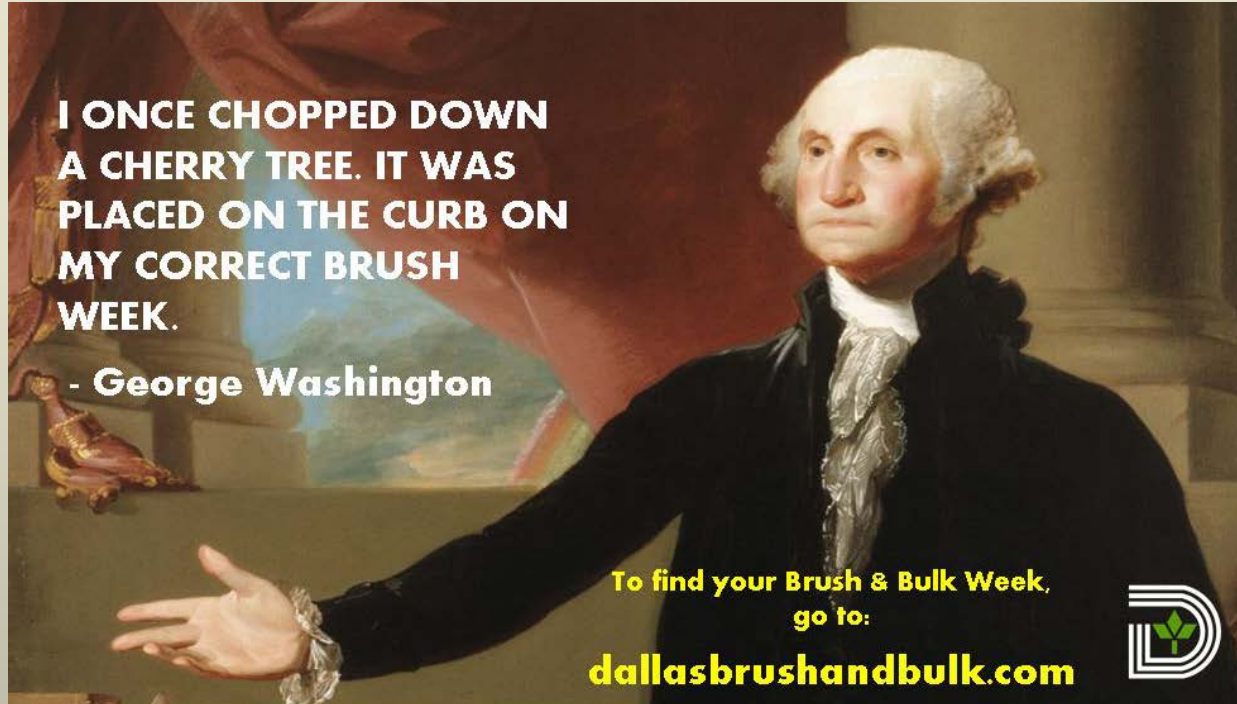
Example - Compostable Bags



How do citizens get information about their bulk and brush week?

- Updated webpage & established a domain (dallasbulkandbrush.com)
- Convenient calendars for each collection Week on website (in printable pdf format)
- Brush and Bulk collection calendar sent to all residents in Water Insert
- Facebook and Nextdoor
- Advertisements (newspaper, digital banners & emails)
- Radio (WRR)

How do citizens get information about their bulk and brush week?



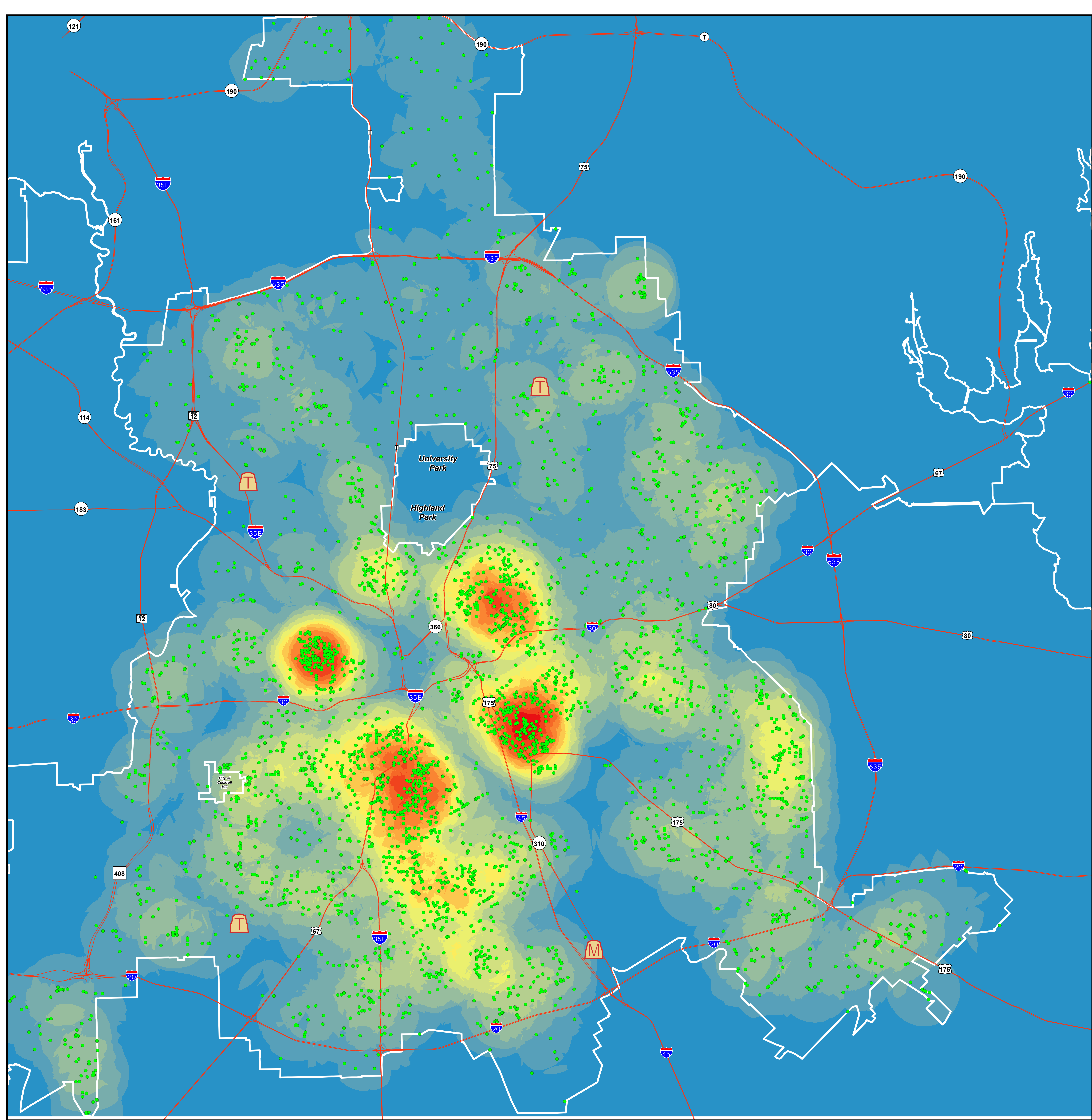
**I ONCE CHOPPED DOWN
A CHERRY TREE. IT WAS
PLACED ON THE CURB ON
MY CORRECT BRUSH
WEEK.**

- George Washington

**To find your Brush & Bulk Week,
go to:**

dallasbrushandbulk.com





Illegal Dumping CCS Response

FY2013-2014

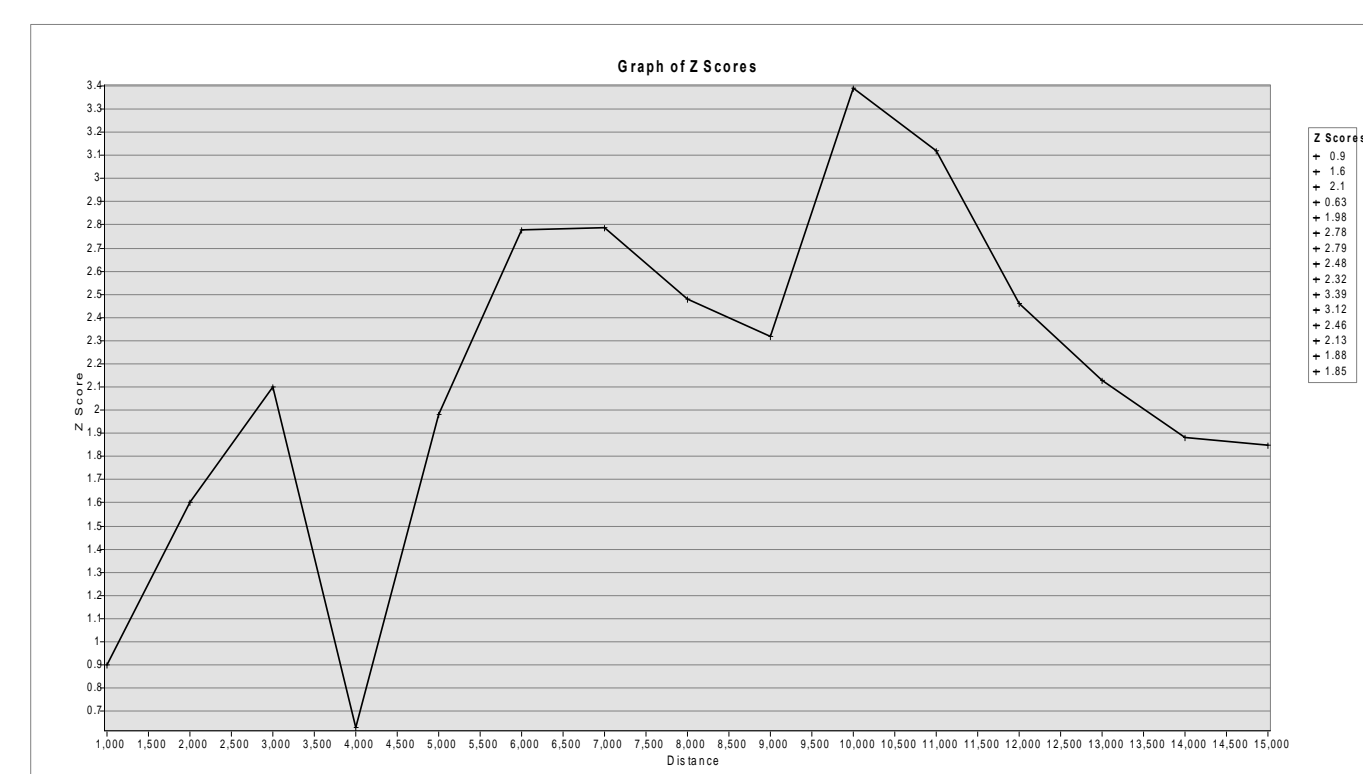
Legend

| Landfill/Transfer Stations Values | <VALUE> |
|-----------------------------------|----------|
| LF | 0 - 1.9 |
| TS | 2 - 6.1 |
| Locations (4,135) | 6.2 - 11 |
| Dallas City Limit | 12 - 17 |
| | 18 - 23 |
| | 24 - 29 |
| | 30 - 36 |
| | 37 - 42 |
| | 43 - 48 |
| | 49 - 55 |
| | 56 - 63 |
| | 64 - 71 |
| | 72 - 81 |
| | 82 - 97 |

Spatial Autocorrelation Report
 Moran's Index: 0.004596
 z-score: 3.389835
 p-value: 0.000699

Given the z-score of 3.39, there is a less than 1% likelihood that this clustered pattern could be the result of random chance.

Global Moran's I Summary
 Moran's Index: 0.004596
 Expected Index: -0.000247
 Variance: 0.000002
 z-score: 3.389835
 p-value: 0.000699
 Dataset Information Input Feature Class: Aggregated_points
 Input Field: I_COUNT
 Conceptualization: ZONE_OF_INDIFFERENCE
 Distance Method: EUCLIDEAN
 Row Standardization: False
 Distance Threshold: 10000.0



Data Source:
 Illegal Dump Locations - Code Compliance Services
 Roads, Schools, City Limits - City of Dallas Enterprise GIS

City of Dallas
 Friday, 24 April, 2015 1:12:09 PM
 File Location: U:\WCC\20130709_2027_Dist5Map_Gallegos
 Prepared By: Kevin S. Burns
 Property of: City of Dallas GIS Services
 For illustrative purposes only.

Spatial Autocorrelation Report

Moran's Index: 0.004596
 z-score: 3.389835
 p-value: 0.000699

Significance Level (p-value)
 0.05
 0.10
 0.01
 0.001

Critical Value (z-score)
 -1.96
 -1.65
 1.65
 1.96

Global Moran's I Summary

| | |
|-----------------|-----------|
| Moran's Index: | 0.004596 |
| Expected Index: | -0.000247 |
| Variance: | 0.000002 |
| z-score: | 3.389835 |
| p-value: | 0.000699 |

Dataset Information

| | |
|----------------------|----------------------|
| Input Feature Class: | Aggregated_points |
| Input Field: | I_COUNT |
| Conceptualization: | ZONE_OF_INDIFFERENCE |
| Distance Method: | EUCLIDEAN |

City of Dallas GIS Map Disclaimer:
 The accuracy of this data within this map is not to be taken / used as data produced by a Registered Professional Land Surveyor for the State of Texas. * This product is for informational purposes and may not have been prepared for or be suitable for legal, engineering, or surveying purposes. It does not represent an on-the-ground survey and represents only the approximate relative location of property boundaries. The City of Dallas makes no representation of any kind, including, but not limited to, warranties of merchantability or fitness for a particular purpose or use, nor are any such warranties to be implied with respect to the accuracy information/data presented on this map. Transfer, copies and/or use of information in this map without the presentation of this disclaimer is prohibited. City of Dallas GIS State of Texas: H.B. 1147 (W. Smith) - 05/27/2011, Effective on 09/01/2011

Memorandum



CITY OF DALLAS

DATE April 24, 2015

TO Honorable Members of the Quality of Life & Environment Committee: Dwaine R. Caraway (Chair)
Sandy Greyson (Vice Chair), Adam Medrano, Rick Callahan, Carolyn R. Davis, Lee M. Kleinman

SUBJECT Illegal Dumping & Litter Enforcement

On Monday, April 27, 2015, the Quality of Life & Environment committee will be briefed on Illegal Dumping & Litter Enforcement. The briefing is attached for your review.

Please contact me if you have any questions.

A handwritten signature in blue ink that reads "Joey Zapata".

Joey Zapata
Assistant City Manager

Attachment

c: Honorable Mayor and Members of the City Council
A.C. Gonzalez, City Manager
Warren M.S. Ernst, City Attorney
Craig D. Kinton, City Auditor
Rosa A. Rios, City Secretary
Daniel F. Solis, Administrative Judge
Ryan S. Evans, First Assistant City Manager

Eric D. Campbell, Assistant City Manager
Jill A. Jordan, P.E., Assistant City Manager
Mark McDaniel, Assistant City Manager
Jeanne Chipperfield, Chief Financial Officer
Sana Syed, Public Information Officer
Elsa Cantu, Assistant to the City Manager – Mayor & Council



City of Dallas

Illegal Dumping & Litter Enforcement

Quality of Life & Environment
Committee

April 27, 2015



Purpose

- Provide an overview of illegal dumping and enforcement
- Identify internal and external partners and their roles in combatting illegal dumping
- Discuss current challenges
- Provide next steps to addressing illegal dumping

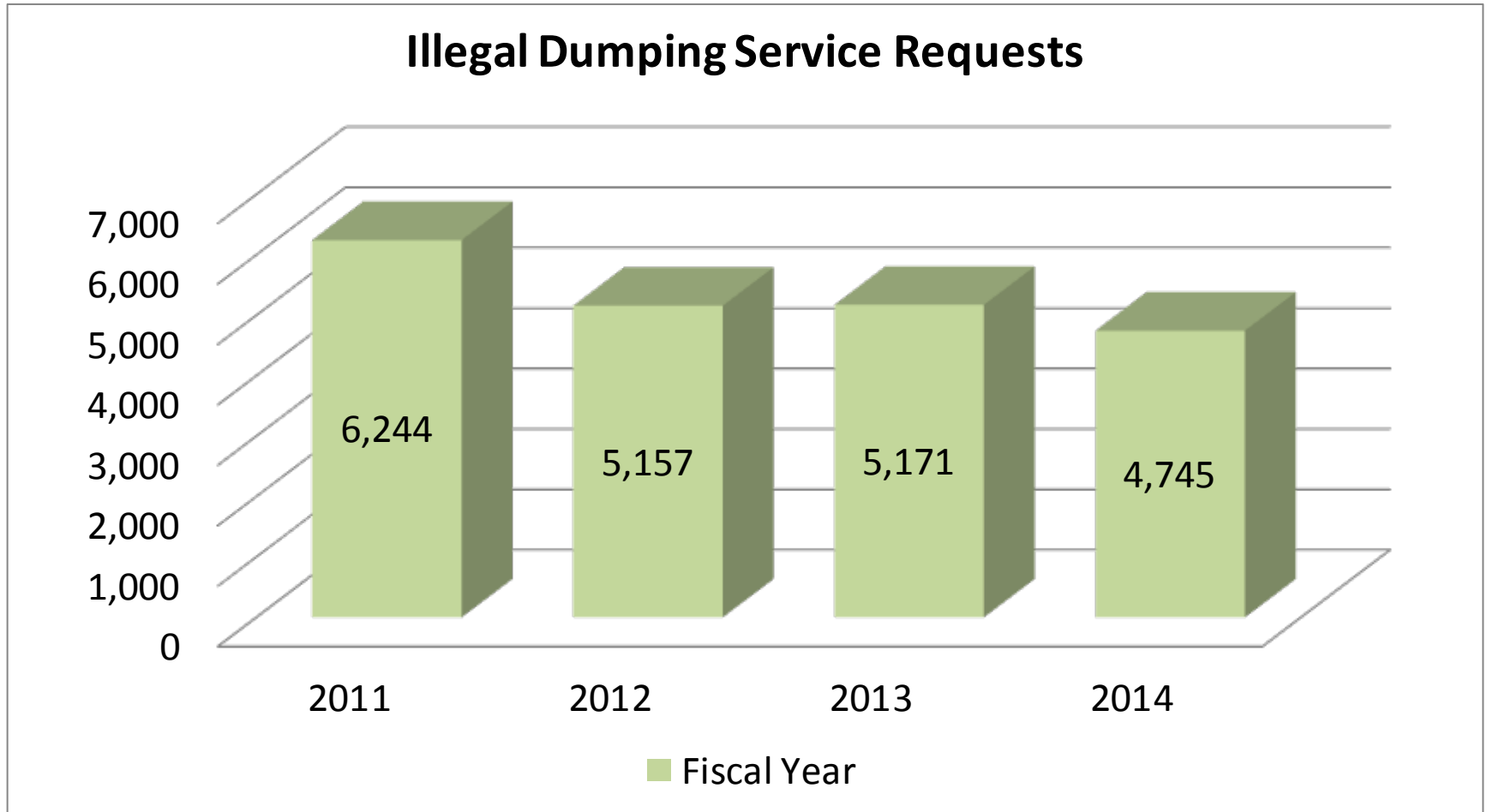
What is Illegal Dumping?

- (a) A person commits an offense if the person disposes or allows or permits the disposal of litter or other solid waste at a place that is not an approved solid waste site, including a place on or within 300 feet of a public highway, on a right-of-way, on other public or private property, or into inland or coastal water of the state.
- (b) A person commits an offense if the person receives litter or other solid waste for disposal at a place that is not an approved solid waste site, regardless of whether the litter or other solid waste or the land on which the litter or other solid waste is disposed is owned or controlled by the person.
- (c) A person commits an offense if the person transports litter or other solid waste to a place that is not an approved solid waste site for disposal at the site.

Penalties

| Penalties under the Texas Litter Abatement Act /Health & Safety Code, Chapter 365 – Illegal Dumping | | |
|--|--|---|
| Class C Misdemeanor | 5 lbs. or less, or a volume of 5 gallons or less | Fine up to \$500 |
| Class B Misdemeanor | More than 5 lbs. but less than 500 lbs., or a volume of more than 5 gallons but less than 100 cubic feet | Fine up to \$2000 and/or 180 Days in Jail |
| Class A Misdemeanor | 500 lbs. or more, but less than 1000 lbs., or a volume of 100 cubic feet or more, but less than 200 cubic feet | Fine up to \$4,000 and/or Up to 1 year in jail |
| State Jail Felony | 1000 lbs. or more, has a volume of 200 cu. feet or more; or Dumping for economic purposes and weighing 200 lbs. or more, has a volume of 200 cubic feet or more; or Dumping a closed barrel or drum | Fine up to \$10,000 and/or 180 days to 2 years in jail |

Illegal Dumping Service Request Trend



Internal/External Partners

Code Compliance Services

- Inspect, initiate illegal dumping case, weigh, transport and dispose of material

Dallas Marshal's Office

- Conduct criminal investigations of illegal dumping and arrest violators
- Monitor chronic dumpsites, file criminal cases, and patrol the Trinity River Corridor

Dallas Police Department

- Respond to dumping in progress calls (911 calls)

Dallas Fire-Rescue

- Respond to Hazmat issues

Trinity Watershed Management

- Conduct hazardous waste sample collections

Environmental Protection Agency/Texas Commission on Environmental Quality

- Refer cases to Marshal's Office for criminal investigation

Citizens

- Report issues

Recent Arrests

Commercial Tire Dumping

On October 24, 2014, a Deputy Marshal patrolling the 2300 block of Gooch St. personally observed three suspects dumping more than 200 tires onto a vacant lot

All three suspects were arrested and charged with commercial illegal dumping. The tires were generated from a tire shop in Terrell, Texas. The suspects stated that they went to the McCommas Landfill, but decided the price of disposal was too high



Recent Arrests

Illegal Dumping at City Facility

On March 22, 2015 around 4 P.M., Deputy Marshals assigned to the Environmental Crimes Unit observed a suspect dumping into the recycling bin at 3800 Bronze Way

The suspect stated that he dumped at this location as the McCommas Landfill and the Southwest Transfer Station are closed on Sunday



Recent Arrests

Commercial dumping captured on camera

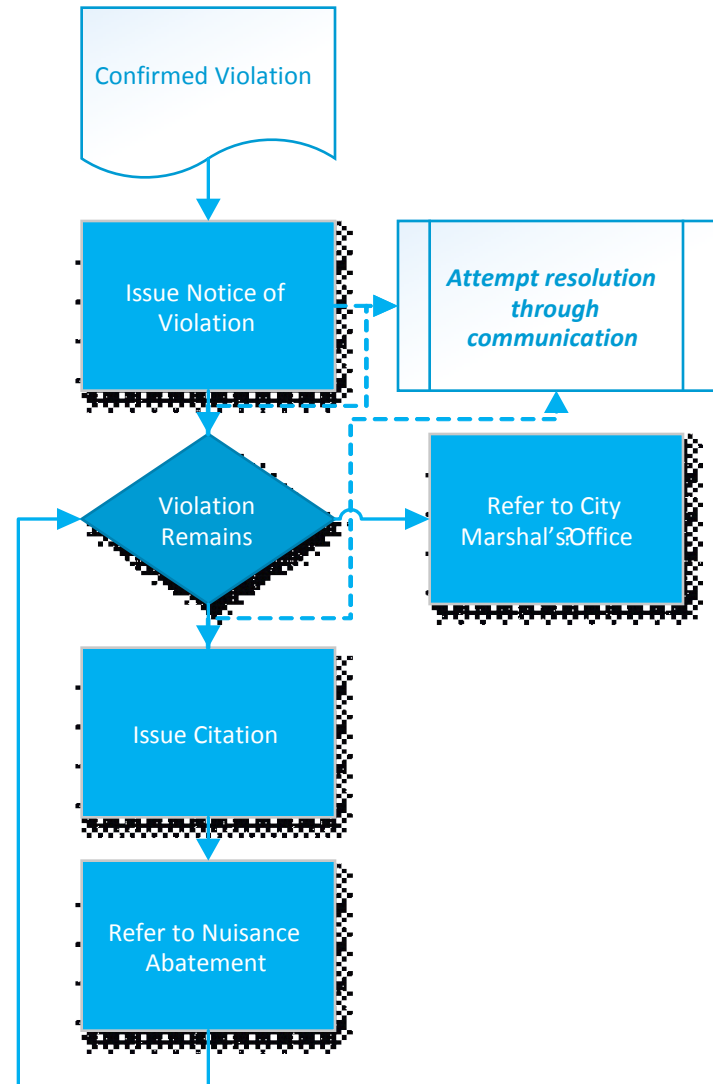
On April 10, 2015, a suspect vehicle was photographed driving off the roadway at 4500 Kolloch Street. Subsequent photograph shows the load dumped on the roadside

The suspect was later identified by a Marshal's Office Investigator and the investigation revealed that the suspect was paid \$16.00 by a business to properly dispose of the debris. The suspect was later arrested on a felony warrant for commercial illegal dumping and the bond was set at \$15,000



Steps to Obtain Compliance

- Community Code - typical steps to obtain compliance:
 - Gather traceable evidence
 - Issue Notice of Violation
 - Re-inspect and if not abated issue Citation
 - Refer to Nuisance Abatement for removal
 - Refer to City Marshal's Office for further criminal action



Enforcement Update

- Currently utilizing existing Code Compliance staff in each district
 - Inspectors
 - Supervisors
 - Neighborhood Code Representatives
- City Marshal's Office has 13 officers dedicated to combat illegal dumping
 - 2 sergeants
 - 11 deputies

Current Tools

Signs

125 signs currently in place citywide

Next Steps

Continue to place illegal dump signs in hot spot locations



Current Tools

Cameras

Two recently purchased and installed cameras are in use



Next Steps

Budget enhancement bid requested to purchase 19 additional high technology cameras



Current Tools

Public Awareness Campaign

- Code Compliance Services was awarded a grant in 2014 for \$125,000 from the North Central Texas Council of Governments to facilitate public awareness and educational opportunities to reduce illegal dumping of scrap tires
 - Initiated a Stop Illegal Dumping public awareness campaign, “Re-Tire”
 - Focus on educating the public of properly disposing of scrap tires and penalties associated with illegally dumping scrap tires
- Re – Tire project highlights
 - 25 DART bus wraps
 - 25 displays on DART trains
 - Creation of Re-Tire activity book
 - Community outreach projects
 - Dallas Horse Park grand opening
 - Cedar Crest Bridge opening
 - Earth Day Texas
 - Brookhaven College Earth Day Festival
 - Scrap Tire Clean - up



Next Steps

- Continue implementing innovative technology and focus efforts to increase identification and arrest of offenders
- Increase awareness of illegal dumping and the impact by partnering with the media and using social media
- Enhance community outreach, education and seek assistance in reporting and photographing dumping offenses

Memorandum



CITY OF DALLAS

DATE April 24, 2015

TO Honorable Members of the Quality of Life & Environment Committee:
Dwayne R. Caraway (Chair), Sandy Greyson (Vice Chair), Adam Medrano,
Rick Callahan, Carolyn R. Davis, and Lee M. Kleinman

SUBJECT Noise & Panhandling Ordinances and Enforcement

On Monday, April 27, 2015 you will be briefed on the noise & panhandling ordinances and enforcement. The briefing material is attached for your review

Please let me know if you have any questions or need additional information.

A handwritten signature in cursive script that reads "Eric D. Campbell".

Eric D. Campbell
Assistant City Manager

[Attachment]

c: Honorable Mayor and Members of the City Council
A.C. Gonzalez, City Manager
Warren M.S. Ernst, City Attorney
Craig D. Kinton, City Auditor
Rosa A. Rios, City Secretary
Daniel F. Solis, Administrative Judge
Ryan S. Evans, First Assistant City Manager

Jill A. Jordan, P.E., Assistant City Manager
Mark McDaniel, Assistant City Manager
Joey Zapata, Assistant City Manager
Jeanne Chipperfield, Chief Financial Officer
Sana Syed, Public Information Officer
Elsa Cantu, Assistant to the City Manager – Mayor & Council
Chief David O. Brown, Dallas Police Department

Noise & Panhandling Ordinances and Enforcement

Quality of Life & Environment Committee
Monday, April 27, 2015



www.dallaspolice.net



David O. Brown
Chief Of Police

History

On November 10, 2014, the Quality of Life & Environment Committee requested a follow-up briefing by the Dallas Police Department on inquiries raised during an initial briefing on various noise and solicitation issues within the City of Dallas

Purpose

To diminish celebratory noise violations and solicitation complaints in the City of Dallas

Dallas City Code

- Dallas City Code, Chapter 30 Noise
- Chapter 30. Noise, Sec. 30-1, Loud and Disturbing Noises and Vibrations
- A person commits an offense if he makes or causes to be made any loud and disturbing noise or vibration in the city that is offensive to the ordinary sensibilities of the inhabitants of the City.

Celebratory Noise Violations

- Task force operations conducted annually on both New Years Eve and Fourth of July
- Dallas Fire-Rescue personnel and Dallas Police Department personnel collaborate to enforce firework violations
- No person in the City or within 5,000 feet outside the City limits may manufacture, sell, offer to sale, give away, store, possess, or use fireworks

Celebratory Noise Media Push

- Enhanced public awareness campaign against gunfire during celebrations
- Media launch five days in advance of celebration
 - Press Releases
 - Promotional Videos
 - Social Media
 - City-wide Release
 - Press Conference
- Ask for community assistance in monitoring for violations

Celebratory Noise Violations

- Gunshot Detection System - Detects and conveys the location of gunfire or other weapon fire using acoustic and optical sensors
- Most recent quote - \$50,000 per square mile with a minimum purchase of 3 square miles. The first year (for 3 miles) costs 160K-170K

Solicitation/Panhandling Initiative

- Dallas City Code, Chapter 31, Sec. 31-35
- Solicitation by Coercion; Solicitation near Designated Locations and Facilities; Solicitation after Sunset; Solicitation-Free Zone
- A person commits an offense if he conducts a solicitation
 - By coercion
 - In any outdoor area anytime between sunset and sunrise
 - In any outdoor area within an established solicitation-free zone
 - CBD, Deep Ellum, Uptown, and Victory Park

Solicitation/Panhandling Initiative

- Patrol and Neighborhood Patrol Officers at several divisions conduct periodic homeless sweeps to eliminate aggressive panhandling and unsightly encampments
- Each patrol division currently utilizes at least two officers who primarily focus on panhandling concerns
- Reductions seen through repetitive intervention and collaborative efforts with Crisis Intervention

Panhandling Sign Pilot Program

- Novel approach to reducing panhandling incidents
- Installation of signs in areas where aggressive panhandlers generate complaints
- Encourages citizens who want to give to do so in a positive way that will make a real difference
- Pilot locations TBD





Summary

The Dallas Police Department will continue to minimize unwelcome disturbance and disruption of privacy while preserving public health, safety, and welfare

Questions??

Appendix

Solicitation/Panhandling Initiative

- Primary panhandling complaint locations:
 - Southeast Patrol
 - Grand Avenue/S.M. Wright Freeway (underneath freeway)
 - R.L.Thornton Freeway/Jim Miller Road (eastbound service road)
 - R.L.Thornton Freeway/Buckner Boulevard (eastbound service road)
 - R.L. Thornton Freeway/St. Francis Avenue
 - Martin Luther King/175 service roads
 - Northwest Patrol
 - Harry Hines Boulevard/Butler Street
 - Stemmons Freeway/Oak Lawn Avenue
 - Stemmons Freeway/Medical District
 - Stemmons Freeway/Inwood Road

Appendix

Solicitation/Panhandling Initiative

- Primary panhandling complaint locations:
 - Southwest Patrol
 - Interstate Highway 30/N. Cockrell Hill Road
 - Interstate Highway 20/S. Cockrell Hill Road
 - Loop 12/Davis and Jefferson Boulevard
 - Jefferson Corridor between Marsalis Avenue and Llewellyn Avenue
 - Central Patrol
 - 2608 Elm Street
 - 5671 E. Mockingbird Lane
 - 2810 Samuel Boulevard
 - Main Street/N. Akard Street

Appendix

Solicitation/Panhandling Initiative

- Primary panhandling complaint locations:
 - Northeast Patrol
 - North Central Expressway/8000 Forest Lane
 - North Central Expressway/8000 Park Lane
 - North Central Expressway/5600 E. Lovers Lane
 - Greenville Avenue/8200 Park Lane
 - North Central
 - Forest Lane/Central Expressway
 - Southwestern Boulevard/Central Expressway
 - George Bush Turnpike/Preston Road
 - Frankford Road/Tollway

Appendix

Solicitation/Panhandling Initiative

- Primary panhandling complaint locations:
 - South Central Patrol
 - Hampton Road/LBJ Freeway
 - Wheatland Road/LBJ Freeway
 - Lancaster Road/LBJ Freeway
 - Illinois Avenue/RL Thornton Freeway