

Memorandum



DATE: January 23, 2015

TO: Honorable Members of the Public Safety Committee: Sheffie Kadane (Chair), Adam Medrano (Vice Chair), Dwaine Caraway, Jennifer S. Gates, Sandy Greyson, Scott Griggs

SUBJECT: **2014 Crime Summary**

On Monday, January 26, 2015 you will be briefed on the 2014 Crime Summary. The briefing materials are attached for your review.



Eric D. Campbell
Assistant City Manager

Attachment

cc: Honorable Mayor and Members of the City Council
A.C. Gonzalez, City Manager
Warren M.S. Ernst, City Attorney
Craig D. Kinton, City Auditor
Rosa A. Rios, City Secretary
Daniel F. Solis, Administrative Judge
Ryan S. Evans, First Assistant City Manager

Jill A. Jordan, P.E., Assistant City Manager
Mark McDaniel, Assistant City Manager
Joey Zapata, Assistant City Manager
Jeanne Chipperfield, Chief Financial Officer
Sana Syed, Public Information Officer
Elsa Cantu, Assistant to the City Manager – Mayor & Council



2014 CRIME SUMMARY

Public Safety Committee
January 26, 2015



Purpose

To provide the 2014 annual crime report for the City of Dallas and show the department's crime reduction efforts for the last eleven years.

Dallas 2014

**11th Consecutive Year
of Decline in Crime**

Crime is Down

***10.69%**

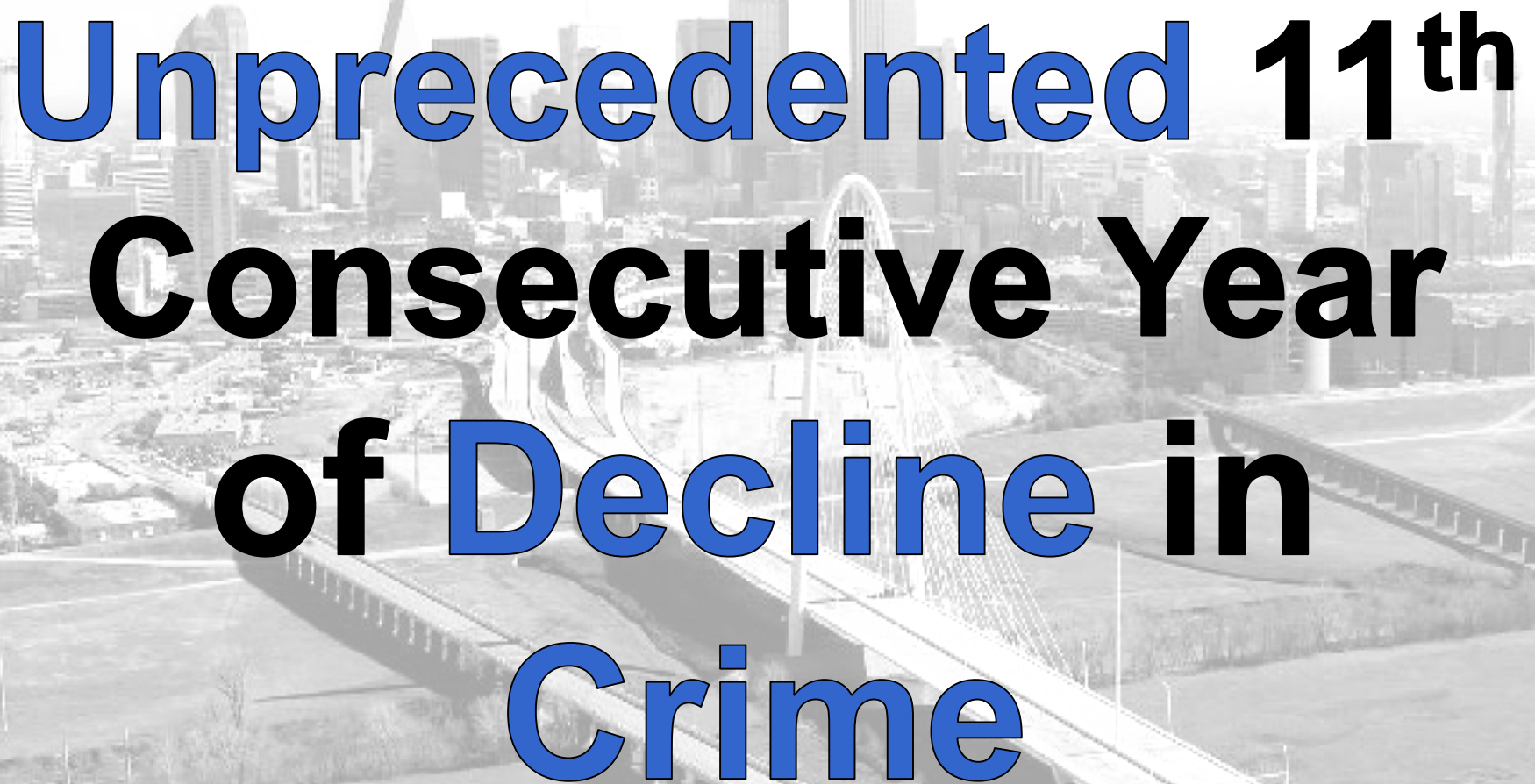


PUBLIC SAFETY COMMITTEE BRIEFING

Index Crime Year to Date 1/21/15

CRIME TYPE	ACTUAL YTD	ACTUAL LYTD	% CHG YTD	5 yr % Change	11 yr % Change	Crime Rate	
						EOY2014	Previous Low Year
Murder	10	7	42.86%	-29.27%	-48.44%	0.09	1930
*Sexual Assault	30	27	11.11%	*	*	0.62	*
Robbery	233	213	9.39%	-30.73%	-51.97%	3.04	1968
Business	71	49	44.90%	-41.30%	-51.24%	n.c.	n.c.
Individual	162	164	-1.22%	-27.88%	-52.13%	n.c.	n.c.
Aggravated Assault	191	167	14.37%	-6.93%	-53.05%	2.92	1967
Non-Fam Viol	107	97	10.31%	-13.04%	-60.39%	n.c.	n.c.
Fam Viol	84	70	20.00%	7.39%	-27.65%	n.c.	n.c.
Total Violent Crime	464	414	12.08%	-16.69%	-49.36%	6.67	1968
Burglary	522	636	-17.92%	-40.05%	-46.73%	9.21	1964
Business	174	142	22.54%	-25.84%	-48.44%	n.c.	n.c.
Residence	348	494	-29.55%	-44.59%	-45.95%	n.c.	n.c.
Theft	1,230	1,544	-20.34%	-35.94%	-54.65%	21.24	1963
Auto Theft	449	430	4.42%	-30.10%	-58.20%	5.55	1967
Total Non-Violent	2,201	2,610	-15.67%	-36.21%	-53.51%	36.00	1964
Total Index Crimes	2,665	3,024	-11.87%	-33.76%	-52.90%	42.67	1964

*Sexual Assault for 2014 reflects UCR new definition

An aerial photograph of a city skyline, likely Denver, Colorado, featuring a prominent bridge with a white arch and cables in the foreground. The city buildings are visible in the background under a clear sky.

**Unprecedented 11th
Consecutive Year
of Decline in
Crime**

11 Consecutive Years Crime Reduction

2004 – 2014

Total Cumulative Reduction

52.8% – Overall Crime

48.7% – Murders

53.4% – Property Crime

49.9% – Violent Crime



Dallas 2014

Murder Rate Lowest in 84 Years

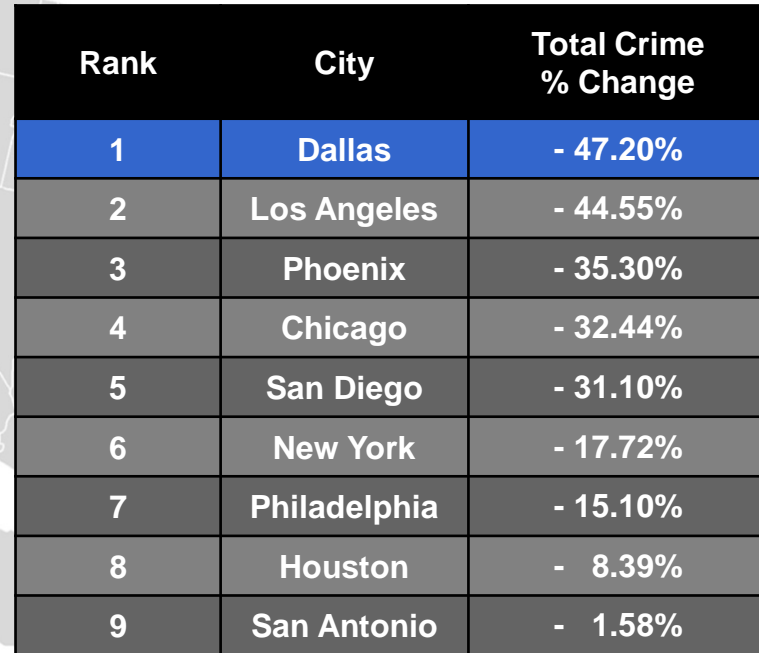
Murder Rate Lowest Since 1930

2nd Lowest Murder Rate on Record

2003 - 2013

U.S. Crime Statistics Major Cities

Dallas
has led the country in total crime
reduction among major cities



Rank	City	Total Crime % Change
1	Dallas	- 47.20%
2	Los Angeles	- 44.55%
3	Phoenix	- 35.30%
4	Chicago	- 32.44%
5	San Diego	- 31.10%
6	New York	- 17.72%
7	Philadelphia	- 15.10%
8	Houston	- 8.39%
9	San Antonio	- 1.58%

2013 Uniform Crime Report

According to the FBI, caution is advised comparing statistical data specific to each jurisdiction

2003 - 2013


Texas Crime Statistics Major Cities

Dallas has the most significant decline in crime among major Texas cities

Rank	City	Total Crime % Change
1	Dallas	- 47.20%
2	Plano	- 37.80%
3	El Paso	- 28.50%
4	Corpus Christi	- 26.70%
5	Arlington	- 22.70%
6	Laredo	- 22.70%
7	Houston	- 8.40%
8	Fort Worth	- 6.30%
9	San Antonio	- 1.60%
10	Austin	- 1.40%

2013 Uniform Crime Report

According to the FBI, caution is advised comparing statistical data specific to each jurisdiction



**CRIME
IS
DOWN**



Questions?