

Memorandum



CITY OF DALLAS


DATE June 13, 2014

TO The Honorable Mayor and Members of the City Council

SUBJECT Budget Workshop #3: FY 2014-15 Budget Update

Your June 18th briefing agenda includes an update on the status of development of the FY 2014-15 budget. The briefing materials are attached. At this point in the process, general fund expenditures are forecast to be approximately \$13.8m more than forecast revenues. Forecasts will continue to be analyzed and numbers will change through the remainder of the budget development process. The \$13.8m gap will be eliminated and a balanced budget will be recommended in August.

Please let me know if you need additional information.



A. C. Gonzalez
City Manager

Attachment

c: Warren M.S. Ernst, City Attorney
Craig D. Kinton, City Auditor
Rosa A. Rios, City Secretary
Daniel F. Solis, Administrative Judge
Ryan S. Evans, (I) First Assistant City Manager
Jill A. Jordan, P.E., Assistant City Manager

Forest E. Turner, Assistant City Manager
Joey Zapata, Assistant City Manager
Charles M. Cato, (I) Assistant City Manager
Theresa O'Donnell, (I) Assistant City Manager
Shawn Williams, (I) Public Information Officer
Elsa Cantu, Assistant to the City Manager
Jeanne Chipperfield, Chief Financial Officer



Budget Workshop #3: FY 2014-15 Budget Update

City Council Briefing – June 18, 2014



Purpose

- Update City Council on progress made since May 21st briefing and progress towards development of balanced budget for FY 2014-15 (FY15)
- Seek additional input from City Council on budget priorities



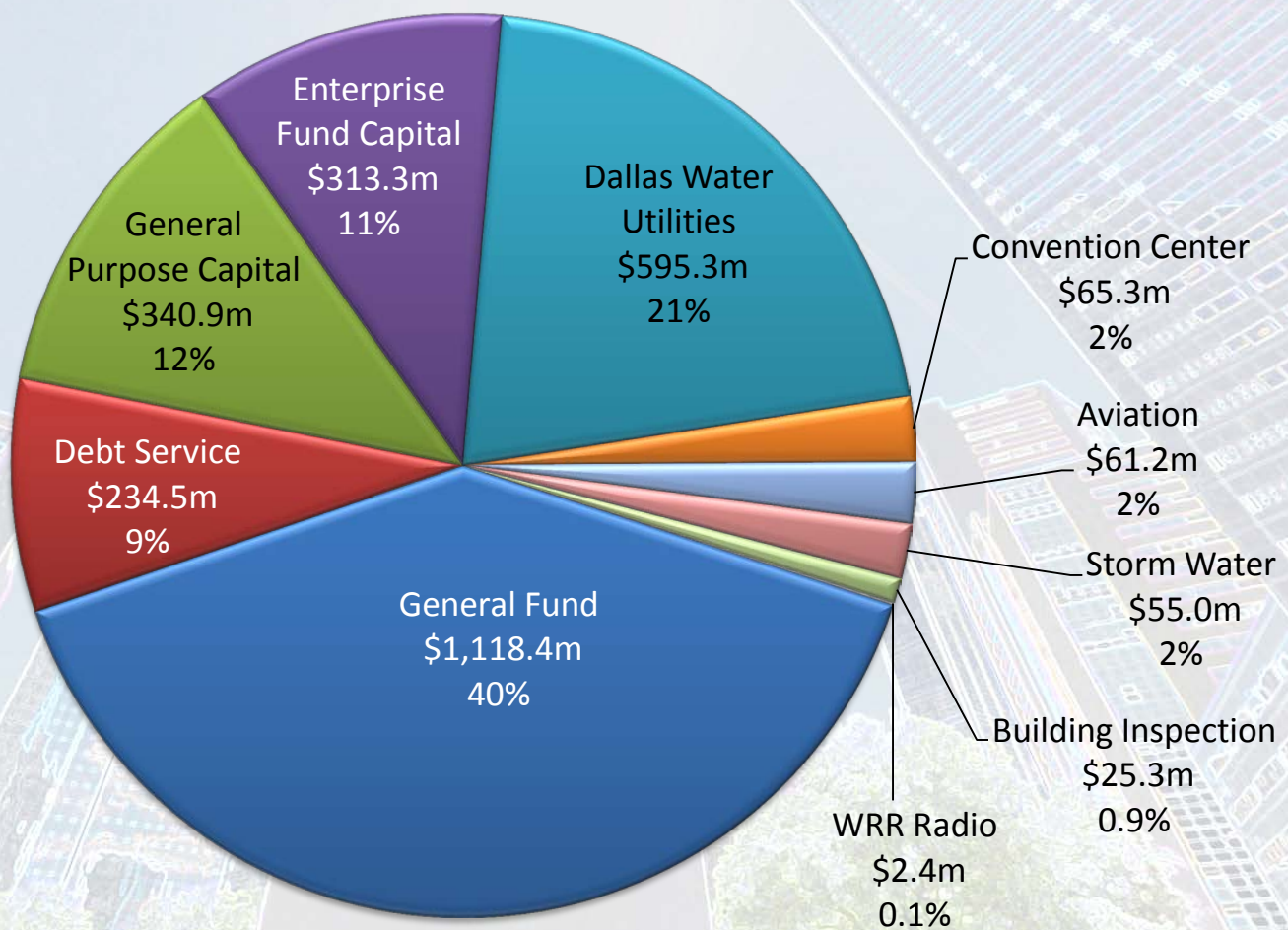
Outline of Briefing

- Total FY14 adopted budget
- General fund overview and recap of gap for FY15
- General fund revenue update
- General fund expenditure update
- FY15 gap update
- Capital and debt service
- Enterprise funds
- Community engagement
- Council feedback
- Additional strategies
- Budget schedule
- Future year initiative
- Attachment A: Key Focus Area (KFA) ranking sheets
- Attachment B: Department summaries



FY14 Adopted Budget

FY14 Operating Funds & Capital Budget: \$2.81 billion





General Fund Overview and Recap of Gap for FY15

Overview

- Briefing is “snapshot” as of June 13th towards developing a balanced budget to present to Council on Aug 12th
 - ❑ Numbers included in briefing and appendix are estimates or projections
 - ❑ Numbers will change as review and scrutiny continue over next two months
- City Manager will recommend a balanced budget on Aug 12th



Overview

■ Budget objectives:

- ❑ Work towards strategic plan goals to impact major metrics
- ❑ Develop balanced budget and eliminate gap between forecast revenues and forecast expenses
- ❑ No tax rate increase
- ❑ Continue economic growth momentum



Overview

- Budget challenges:
 - ❑ Maintain current year service levels when appropriate and possible
 - ❑ Restore prior year service levels when appropriate and possible
 - ❑ Consider new program needs
 - ❑ Start addressing infrastructure and other long-term issues with multi-year approach



Overview

■ Budget approach:

- ❑ Build departmental expense budgets by evaluating operation costs and prioritizing department needs before submitting funding requests
- ❑ Entertain any service that should be discontinued (no service should be considered sacred)
- ❑ Review processes and identify efficiencies
- ❑ Seek entrepreneurial opportunities and partnerships
- ❑ Refine measurements and consider results for services in funding recommendations
- ❑ Evaluate staffing levels for appropriateness
- ❑ Review current revenues and consider additional sources
- ❑ Develop longer term financing plan and strategies
- ❑ Strengthen community involvement



Recap of General Fund Gap

- General Fund gap between forecast revenues and forecast expenses will be eliminated over summer and balanced budget will be recommended on Aug 12th
- Recap of progress in eliminating gap:

	Feb 2014 Forecast	May 2014 Forecast	June 2014 Forecast
Revenue change	+\$9.7m	+\$28.4m	+\$31.1m
Expense change	+\$42.4m	+\$58.4m	+\$44.9m
Differential or Gap	(\$32.7m)	(\$30.0m)	(\$13.8m)

Forecasts reflect change from FY14 adopted budget

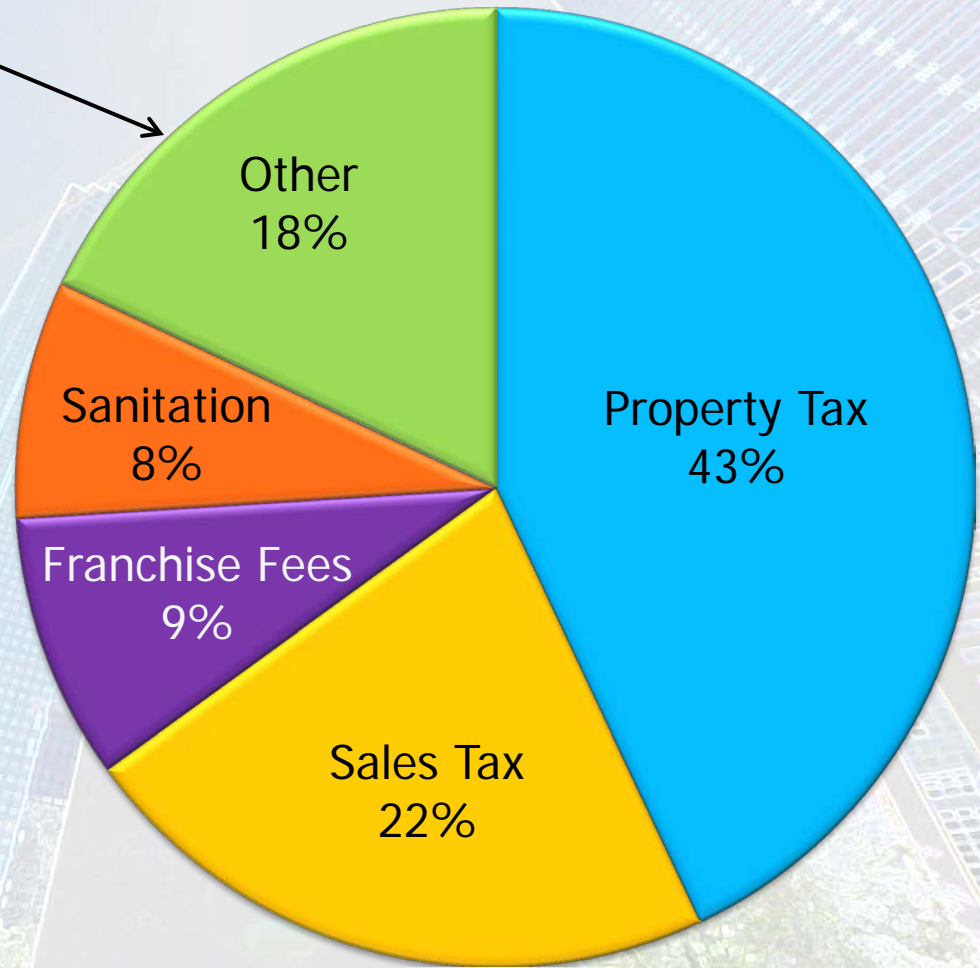




FY15 General Fund Revenue Forecast Update

Revenue Forecast Update

Other category includes:
-EMS Transport Fees
-Medicaid Supplemental Reimbursement
-Licenses & permits
-Fines/Forfeitures
-Park & Rec User Fees

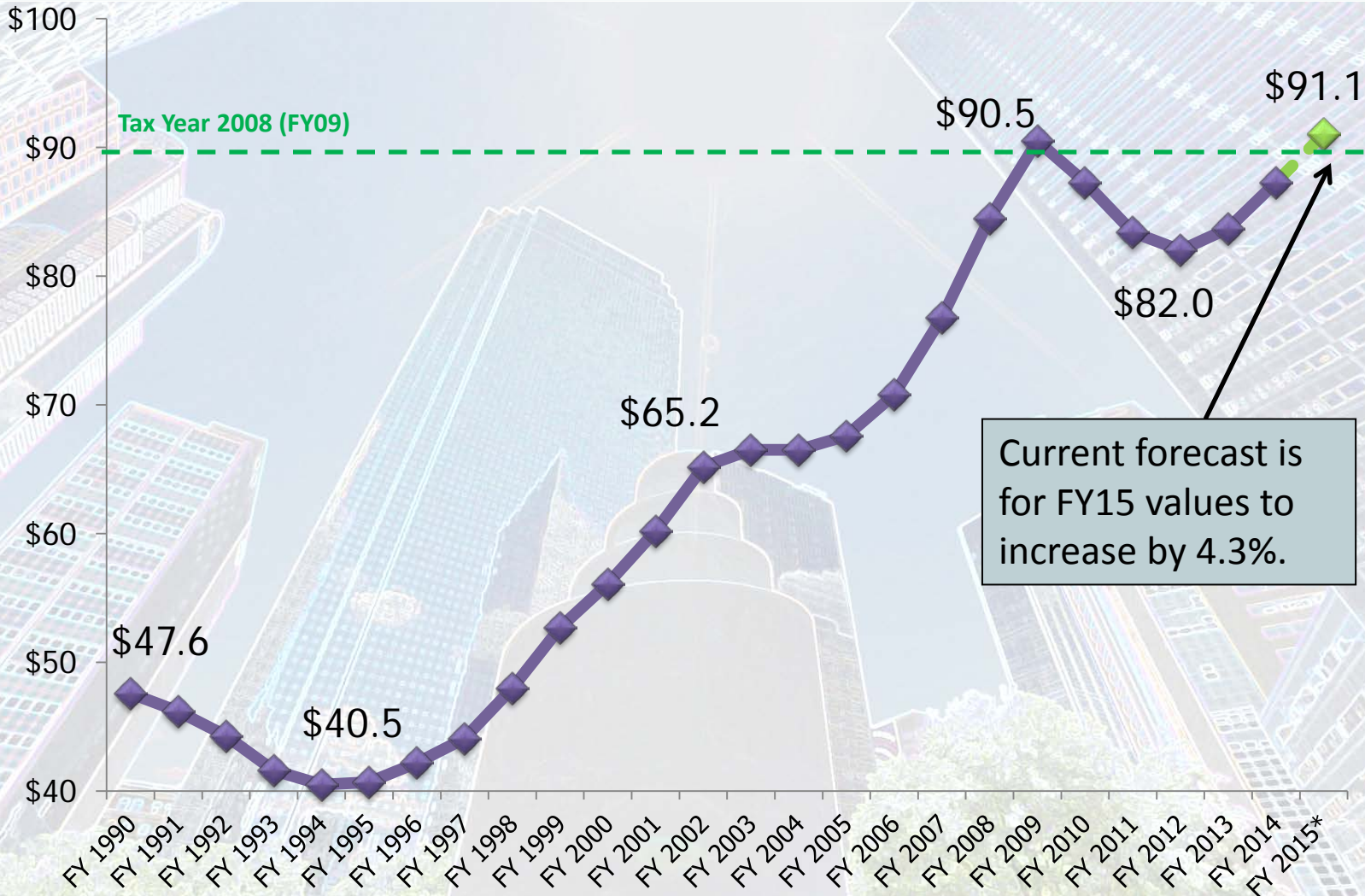


Property Tax

- Property tax revenue is the single largest revenue source and accounts for 43% of general fund
- Revenue is calculation of tax base certified by appraisal districts, tax rate set by City Council, and exemptions approved by City Council
- Preliminary tax base values received from appraisal districts on May 15th indicate increase of 11.6% from 2013 Certified Roll
 - Appeal process is underway and values will decrease as property owners appeal preliminary values
 - Erosion between preliminary values and certified values has been as high as 7.7% over past 9 years
 - Deadline for appraisal districts to certify tax roll is **July 25th**



Property Tax Base Value (\$ in billions)

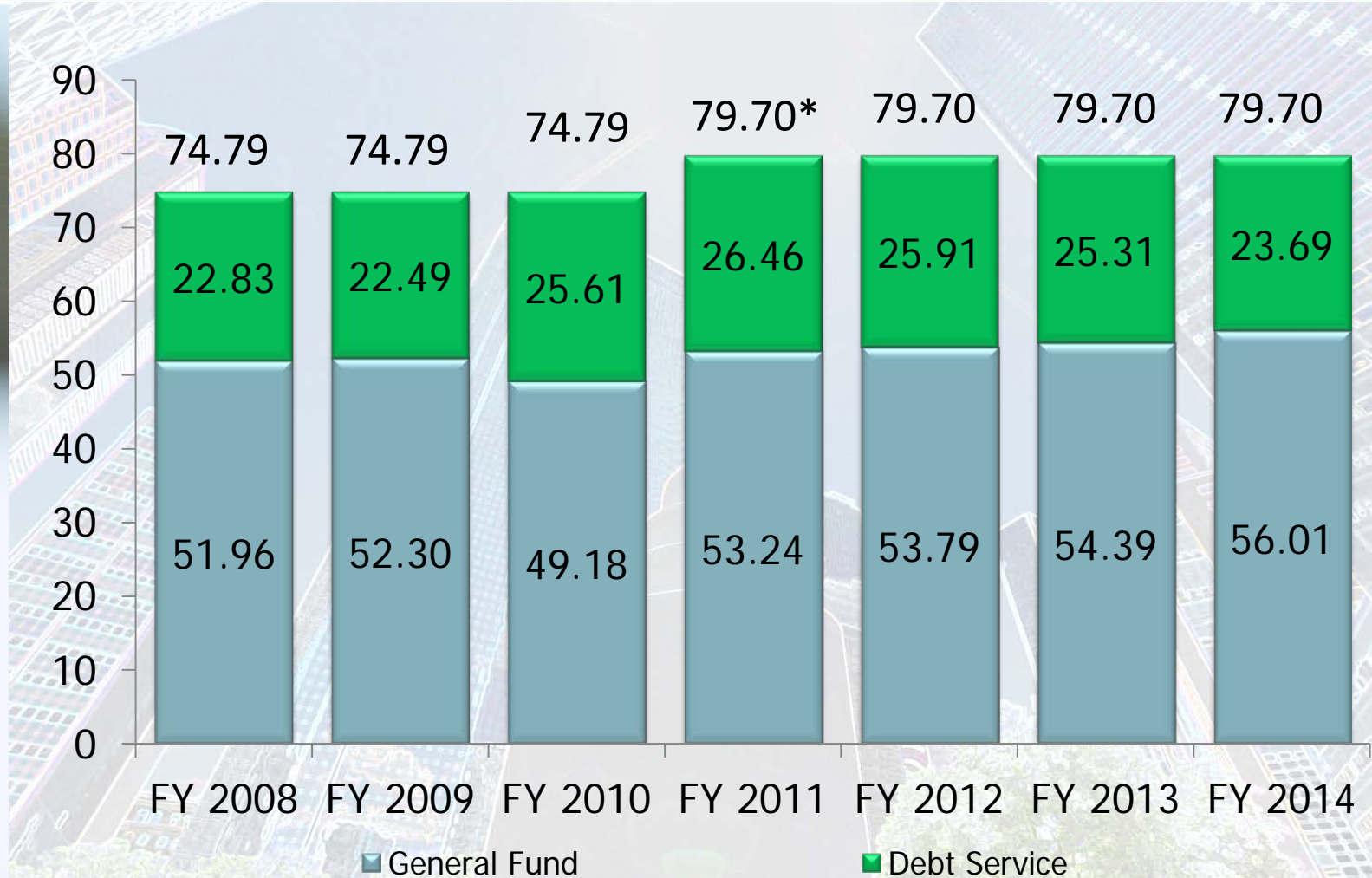


Property Tax Rate

- FY15 forecast assumes tax rate will remain at current rate of \$0.7970 per \$100 valuation
 - ❑ Consistent with assumption made when Council approved increased cost for police and fire Meet and Confer Agreement on Dec 11, 2013
 - ❑ City's effective tax rate will not be known until early August after Dallas County calculates rate using certified tax rolls
 - ❑ Effective tax rate for FY14 would have reduced revenue growth by \$17.2m
- Council scheduled to set FY15 tax rate on Sept 17th

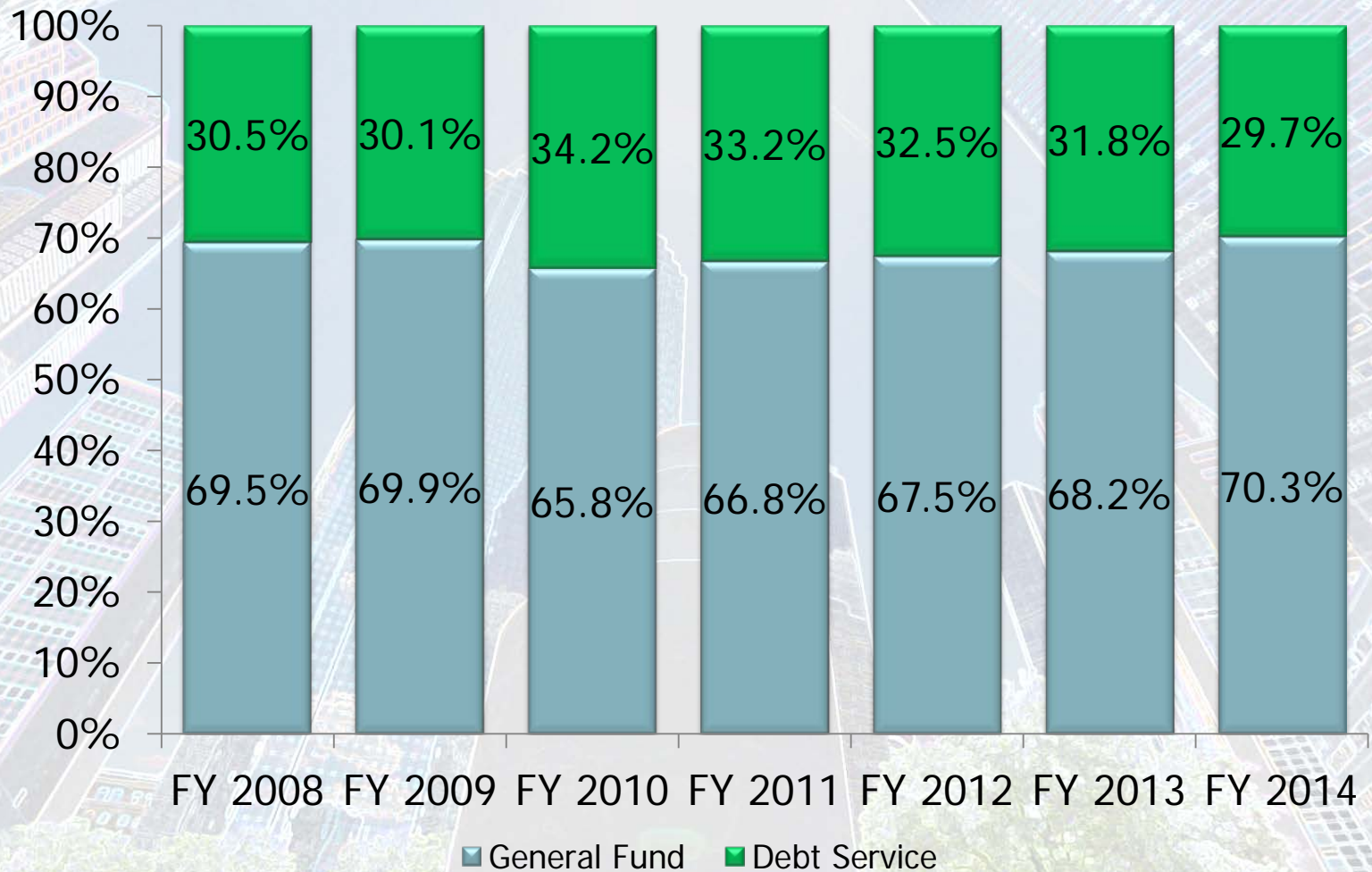


Property Tax Rate (Rate in Cents per \$100 Valuation)



*Note: FY11 adopted rate of \$0.7970 was below effective tax rate of \$0.7972.

Property Tax Rate (Percent GF and DS)



Property Tax – Meet & Confer

- Council-approved Meet and Confer Agreement included:
 - ❑ Step pay increases in FY14, FY15, and FY16
 - ❑ Across-the-board pay increase up to 4% in FY15 and FY16 triggered by property tax base growth
- Current property tax forecast of 4.3% growth triggers 2.5% pay increase (\$5.8m expense increase already included in expense outlook)



Property Tax – Meet & Confer

- If certified tax roll growth is 4.8% (or higher), then additional expense must be added

2014 Certified Property Value Increase	Total Tax Revenue Increase	Across Board Pay Increase	FY15 Cost of Meet & Confer *	Revenue net of M&C Expense
3.30%	\$22.4m	1.00%	\$17.3m	\$5.1m
3.80%	\$25.8m	1.75%	\$19.0m	\$6.8m
4.30%	\$29.2m	2.50%	\$20.8m	\$8.4m
4.80%	\$32.6m	3.25%	\$22.5m	\$10.1m
5.30%	\$35.9m	4.00%	\$24.2m	\$11.7m

**Current
Projection**



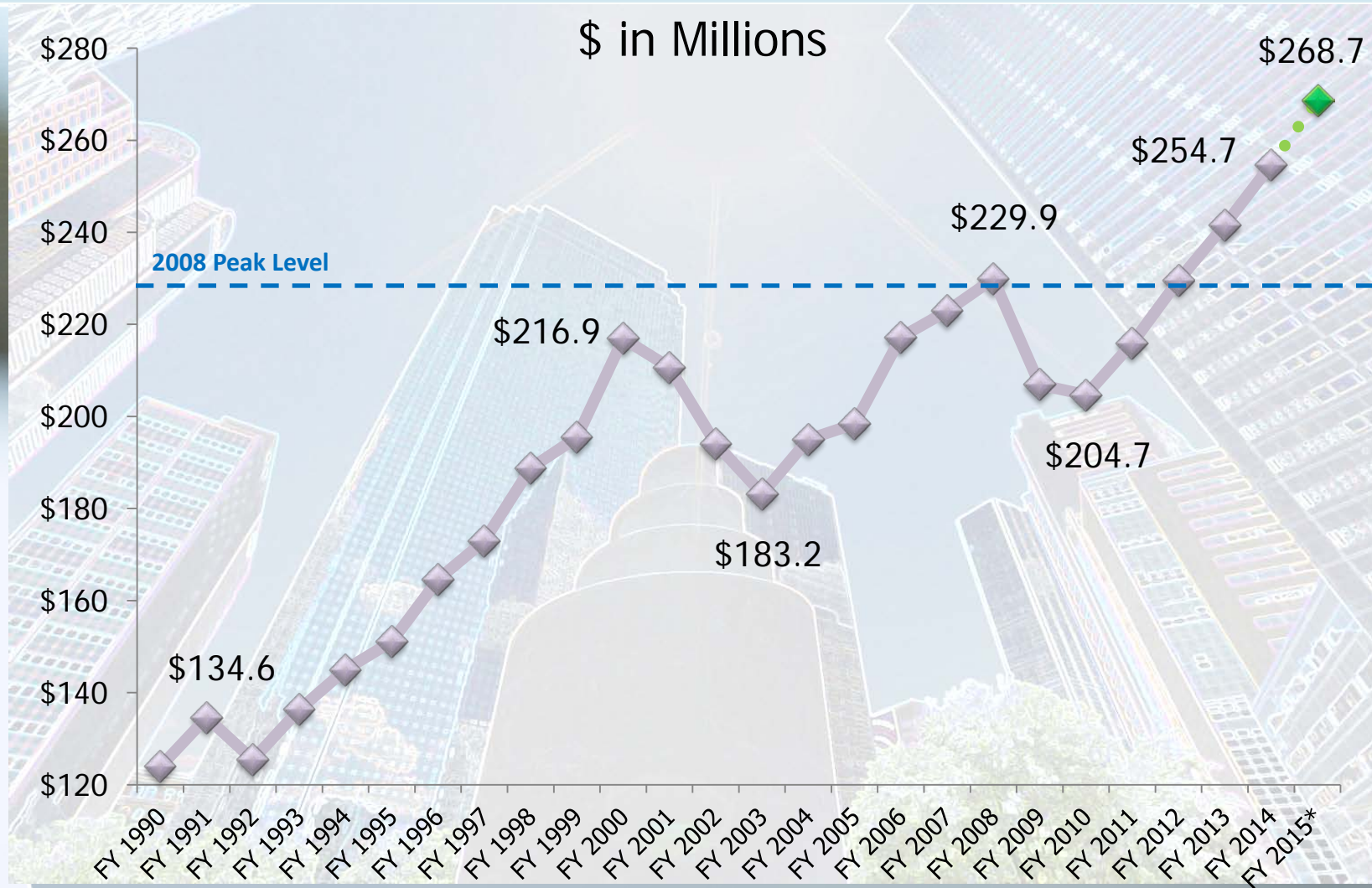
*FY15 cost of M&C includes full-year cost for Step increase added in FY14; half-year cost for Step increase added for FY15; and half-year cost for trigger-based across-the-board pay increase.

Sales Tax

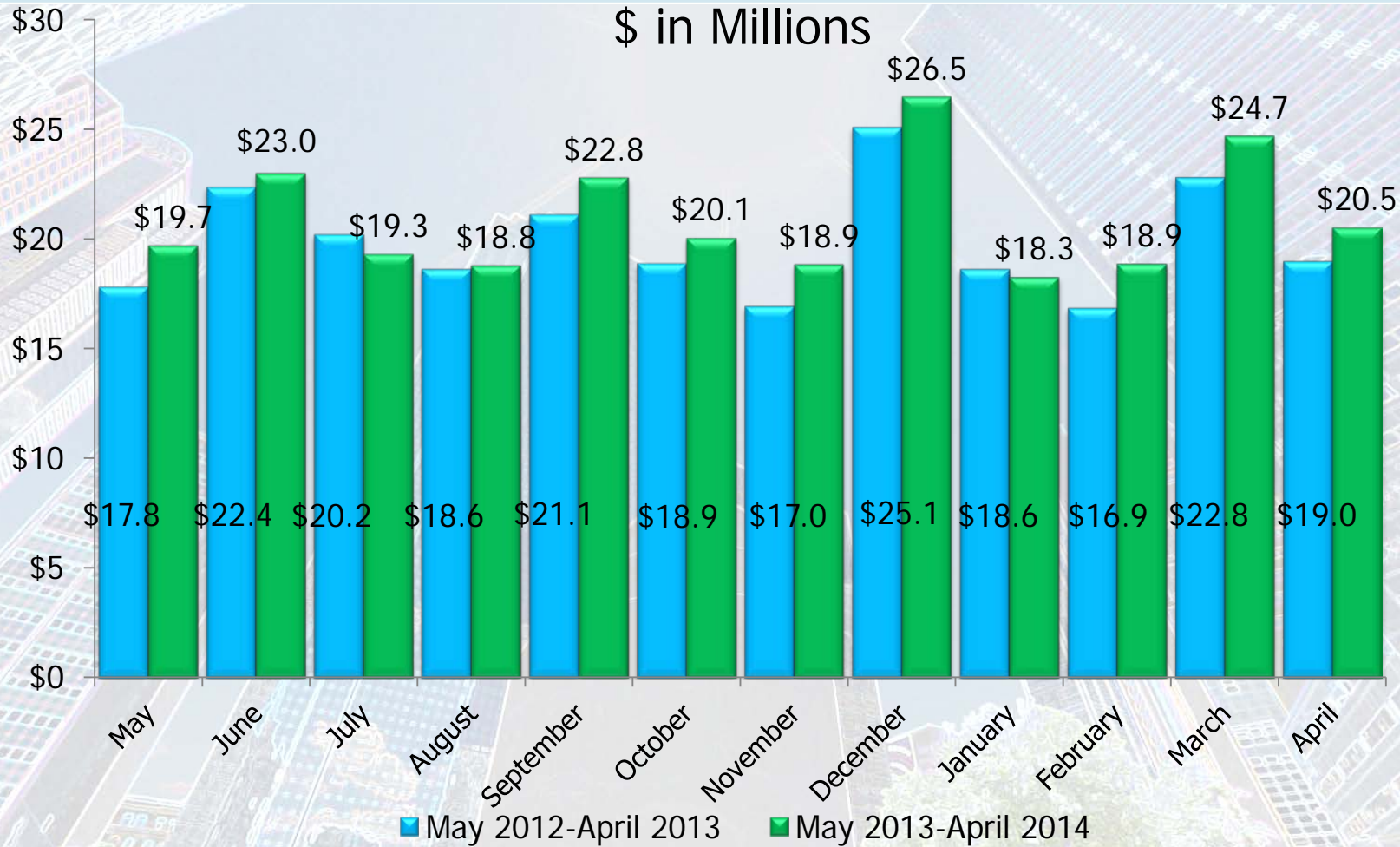
- Sales tax is 8.25% (6.25% retained by State, 1% allocated to DART, 1% allocated to City)
- Since Mar 2010, City has had 50 consecutive months of growth in current period sales tax collections
- Sales tax collections show continued strength and remain above FY08 peak prior to recession
- FY15 forecast is \$268.7m
 - 5.5% more than FY14 most recent forecast



Sales Tax History & Forecast



Sales Tax Comparison



Year-over-year average growth for most recent 12-months: 5.4%



Other Revenues

- Each revenue source is reviewed and forecast is developed for FY15
- Fee study is completed by outside consultant each year to ensure that select fees are appropriately set and recover costs
 - Police, Fire, Office of Environmental Quality, Sustainable Development and Public Works fees are being reviewed for FY15
 - Recommended fee adjustments will be included in FY15 proposed budget



Other Revenues

- Sanitation Services is department within General Fund, but operates similar to Enterprise Fund
 - ❑ Fees are set to fully recover cost of services provided
 - ❑ FY15 cost increases include: storm contingency, fleet maintenance, merit pay, and employee health benefits
 - ❑ Sanitation Services budget is not complete at this time, but a fee increase is anticipated in order to continue to fully recover cost of service
 - ❑ Preliminary review indicates increase in residential fee may be required
 - \$0.68 increase per month from \$20.64 to \$21.32



Other Revenues

- Current forecasts indicate net decrease in other revenue sources
 - ❑ Medicaid Supplemental Payment will decrease since FY14 included retroactive payments
 - ❑ Municipal Court revenues continue to decline primarily due to decrease in citations and court dispositions
 - ❑ Inter-fund Transfers will decline due to change in non-recurring revenue
 - ❑ Indirect charges to enterprise funds will increase in order to recover for city-wide expenses
 - ❑ Franchise revenues show increase over previous projections



Revenue Forecast Summary

- Based on current forecast, revenues are expected to increase from \$1,118.4m in FY14 adopted budget to \$1,149.5m for FY15

Revenue Forecast – Source of Funds	Feb 2014 Forecast	May 2014 Forecast	June 2014 Forecast
	FY 2013-14 Adopted Revenues		\$1,118.4m
Property Tax	+ \$16.4m	+ \$24.3m	+ \$24.3m
Sales Tax	+ \$9.8m	+ \$14.9m	+ \$19.1m
Other Revenue	- \$16.5m	- \$10.8m	- \$12.3m
Total Revenue Changes	+ \$9.7m	+ \$28.4m	+ \$31.1m
	FY 2014-15 Forecast Revenues		\$1,149.5m





FY15 General Fund Expenditure Forecast Update

Expenditure Forecast Update

- Development of expenditure budgets will continue through summer as additional review and analysis is completed
- Following slides show status of expenditure budgets as of June 13th and this will change prior to Aug 12th
 - ❑ High level expense adjustments
 - ❑ Summary of KFA ranking sheets
 - ❑ Departmental summary



Expenditure Forecast Update

- FY15 budget includes on-going obligations and expenditures not included in FY14

On-Going Obligations for FY15	\$ In Millions
Police and fire meet and confer agreement – full-year funding for first year (FY14) step increase and partial year funding for second year (FY15) step increase; and 2.5% across the board pay increase effective 4/1/15 (amount of increase based on property tax base growth)	+\$20.8m
Police sworn strength – Reduce anticipated hiring in FY15 from 220 officers to 165, add 20 public service officers, expand technology (9 TAAG areas), and reduce squad car purchase from 207 to 175 units (\$1.7m reduction from previous projection)	- \$0.2m
EMS – eliminate one-time enhancements added in FY14 using one-time Medicaid revenue; enhanced number of officers receiving paramedic training and cost associated with Community Paramedic program	- \$5.8m



Expenditure Forecast Update

On-Going Obligations for FY15	\$ In Millions
Civilian employee – full-year funding for merit pay added in FY14 and funding for merit program in FY15; full-year funding for positions added and salaries in current year	+\$10.3m
O&M cost for capital projects placed in-service	+\$1.9m
Master lease program – new payments associated with FY14 and FY15 purchases	+\$5.0m
CIS funding requirements for on-going costs; and less 911 funds available for reimbursement for police and fire 911 eligible costs	+\$6.6m
Employee Health Benefit – increased cost associated with Affordable Care Act (\$1.1m); and potential increased cost for employee/retiree health benefits (\$8.1m)	+\$9.2m
Worker’s Comp, Liability, and Property Insurance – use projected FY14 surplus and revised cost projections for FY15	- \$4.1m
Miscellaneous other adjustments	+\$1.2m
Total On-Going Obligations	+\$44.9m



Expenditure Forecast Update

- Key Focus Area ranking sheets are included as Attachment A
- It is goal for FY15 to fund all services “**above funding line**” and services that fall below funding line but with an “**asterisk**” on KFA ranking sheets
- Changes to ranking sheets since May 21st briefing are marked with “#” sign
- In addition to Key Focus Area ranking sheets, services have been separated and summarized by departments, and are included as Attachment B



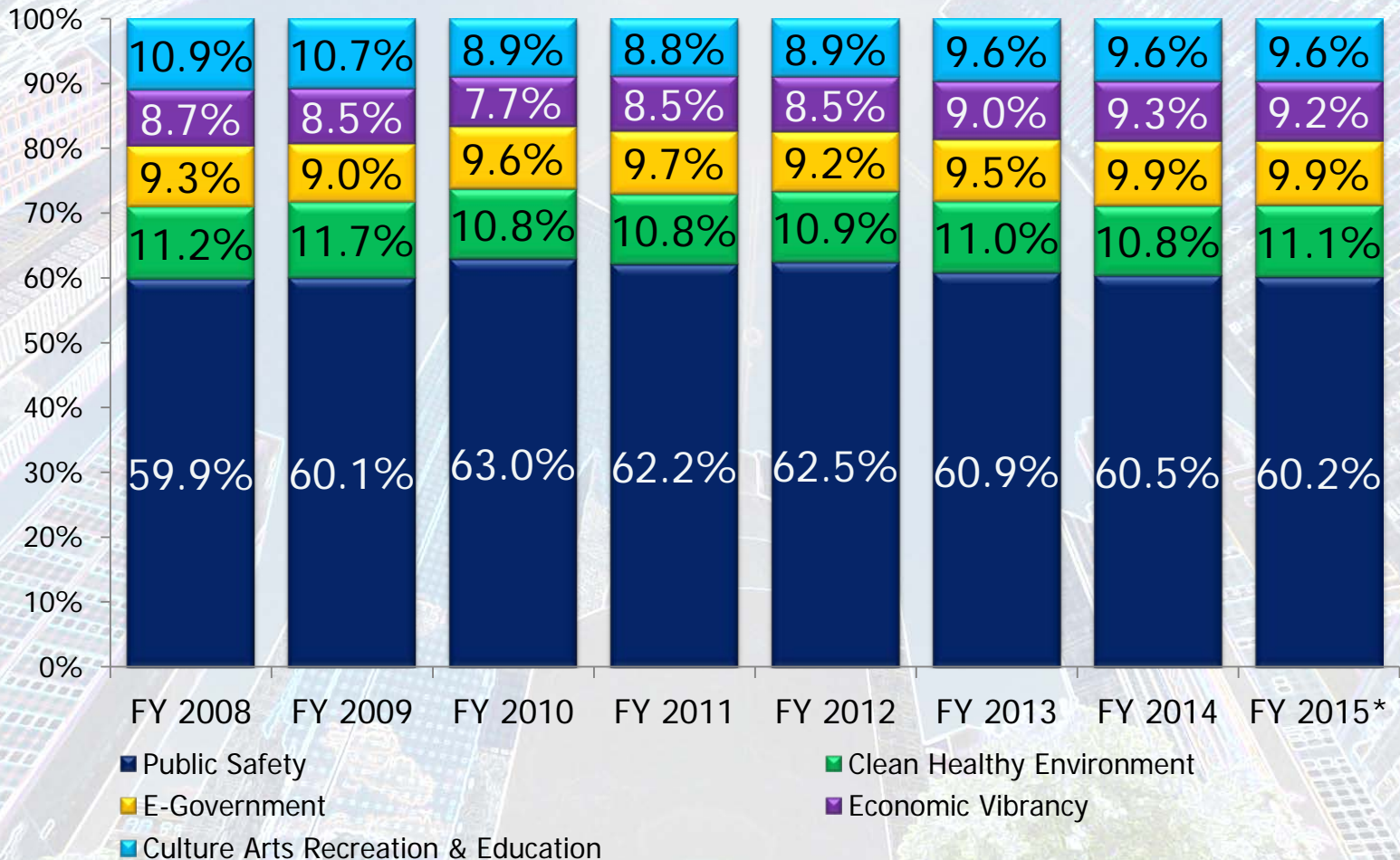
Key Focus Area Update

Key Focus Area	Above Funding Line	Included in Gap (Asterisk)	Not Funded
Public Safety	\$687.3m	\$6.9m	\$13.5m
Economic Vibrancy	\$105.7m	\$0.4m	\$11.8m
Clean Healthy Environment	\$126.4m	\$1.0m	\$5.3m
Culture, Arts, Recreation, & Education	\$109.2m	\$1.7m	\$11.2m
E-Government *	\$120.9m	\$3.8m	\$22.1m
Total	\$1,149.5m	\$13.8m	\$63.9m

* E-Government includes \$10.5m citywide cost that will be allocated to other KFAs later in budget development process.

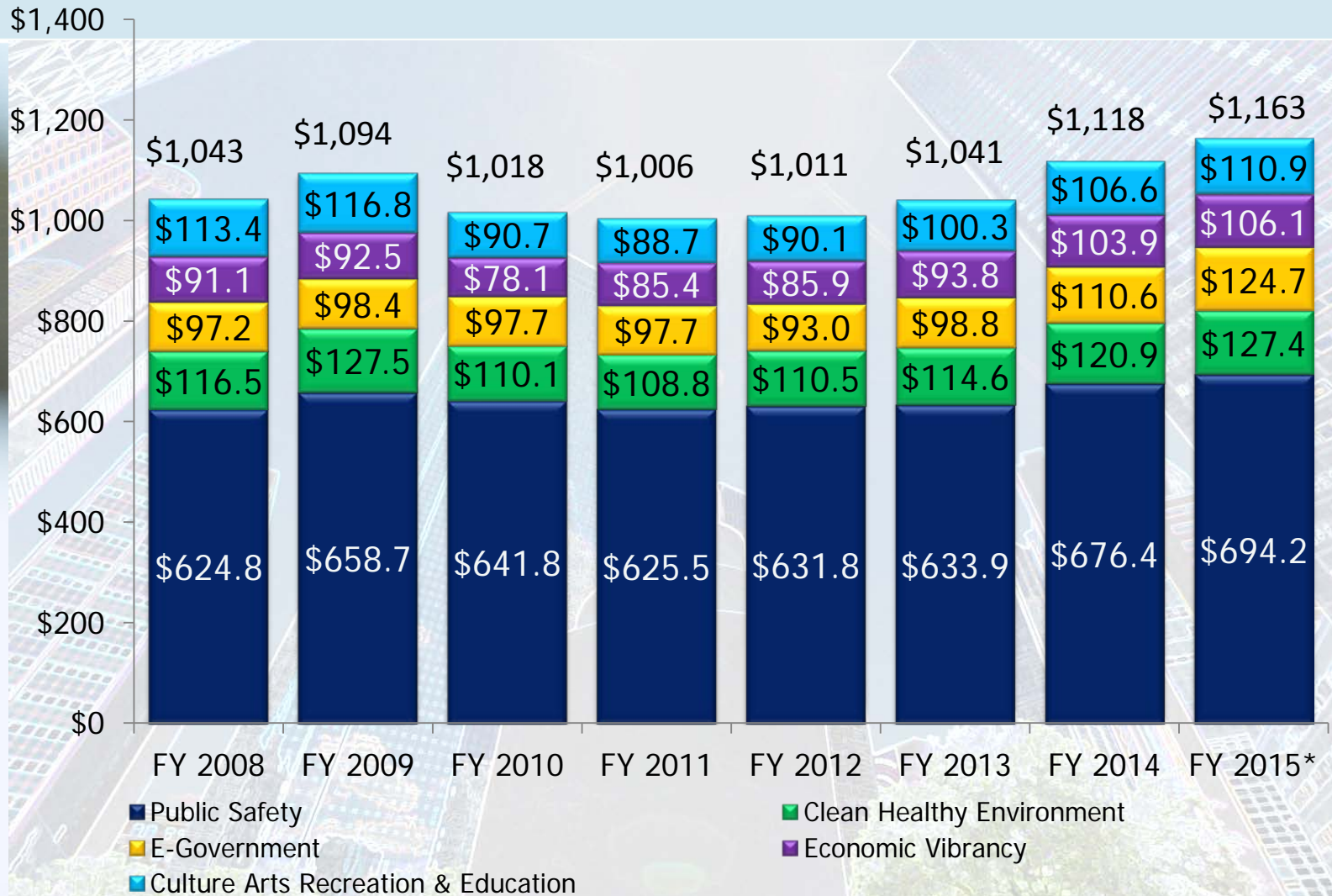


GF Expenditure Budget by KFA



*FY15 is preliminary as of 6/13/14 and includes services “above the line” and those with an “asterisk” which are assumed to be funded for FY15. Citywide costs to be allocated later in process are not included above in FY15.

GF Expenditure Budget by KFA



*FY15 is preliminary as of 6/13/14 and includes services “above the line” and those with an “asterisk” which are assumed to be funded for FY15. E-Gov includes Citywide cost to be allocated later in budget process.

GF Expense Budget (Adjusted for 2008 Inflation)



Source: Bureau of Economic Analysis; Price Index for Government Consumption Expenditures (State & Local Governments)-May 2014

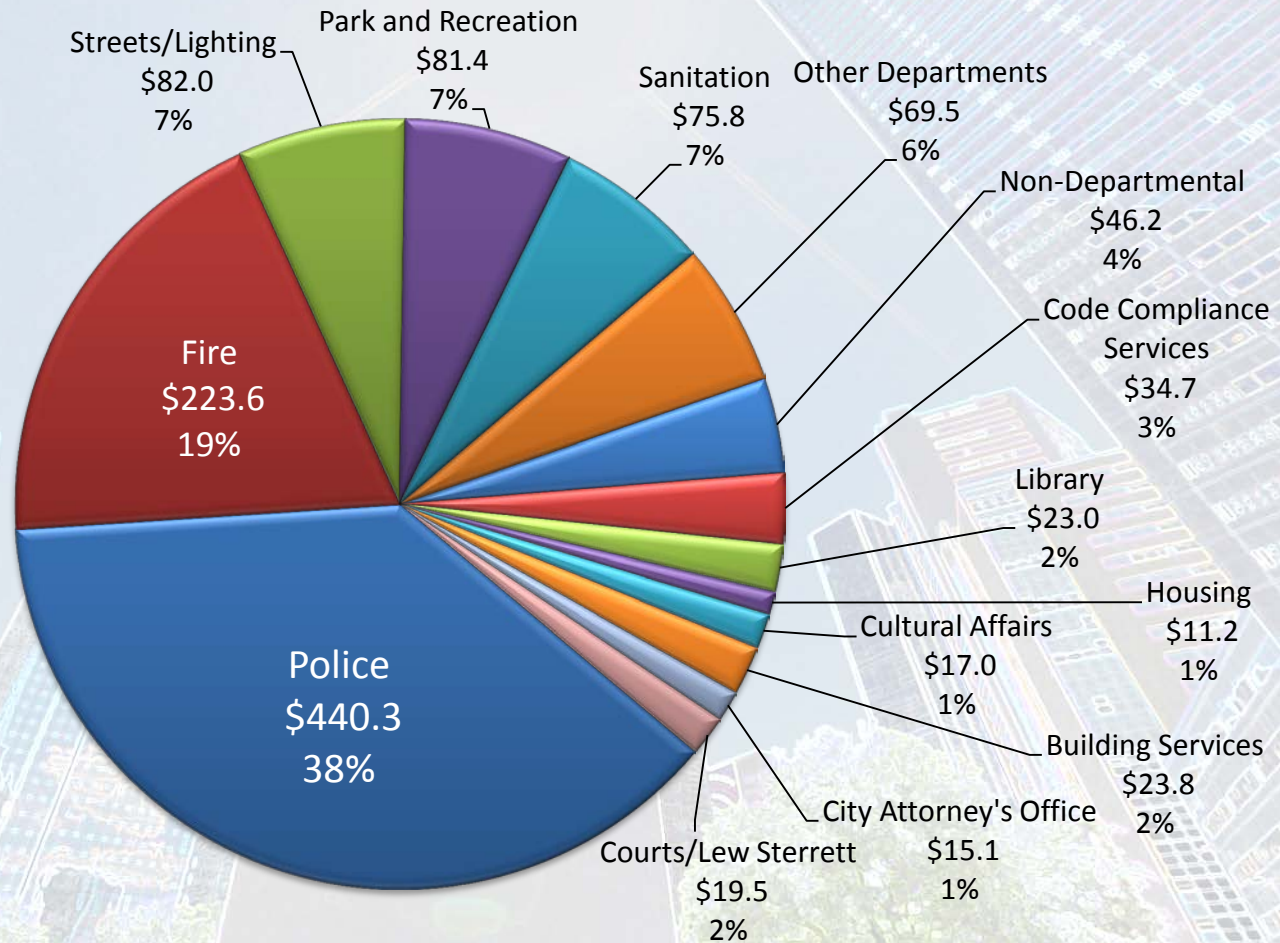
GF Expense Budget (Adjusted for 2008 Inflation)

Fiscal Year	Population	Budget (\$ in millions)	Budget per Capita	Budget Adjusted for Inflation (\$ in millions)	Adjusted for Inflation per Capita
FY10	1,197,816	\$1,018	\$850	\$994	\$830
FY11	1,200,632	\$1,006	\$838	\$954	\$795
FY12	1,217,821	\$1,011	\$830	\$945	\$775
FY13	1,241,162	\$1,041	\$839	\$966	\$778
FY14	1,257,676	\$1,118	\$889	\$1,027	\$817



FY15 GF Preliminary Expenditure Budget

FY15 General Fund Budget: \$1,163 million*



Other Includes:

- Public Works: \$7m
- Mgmt Svcs: \$7m
- City Controller: \$5m
- Human Resrce: \$4m
- Mayor/Council: \$4m
- Judiciary: \$3m
- Financial Svcs: \$3m
- City Secretary: \$3m
- City Auditor: \$3m
- Procurement: \$3m
- Civil Svc: \$3m
- City Manager: \$2m
- Develop Svcs: \$2m
- Economic Dev: \$2m
- Trinity: \$1m
- Reserves/
Transfers: \$7.4m
- Citywide cost to be allocated: \$10.5m



*Preliminary as of 6/13/14 and includes services "above the line" and those with an "asterisk" which are assumed to be funded for FY15.

FY15 Preliminary GF Budget by Departments (Sorted by Size)

Department	FY14 Adopted	FY15 Above Funding Line	FY15 Asterisk	FY15 Preliminary (Above Line + Asterisk)	Percent Change	FY15 Not Funded
Dallas Police Department	426,401,375	440,344,852	-	440,344,852	3.3%	-
Dallas Fire Rescue	219,029,468	217,140,571	6,471,291	223,611,862	2.1%	11,992,482
Park & Recreation	78,614,401	80,203,554	1,199,144	81,402,698	3.5%	4,673,602
Sanitation Services	74,399,205	75,834,130	-	75,834,130	1.9%	-
Street Services	61,742,328	64,112,365	-	64,112,365	3.8%	10,063,098
Non-Departmental	41,935,424	46,231,795	-	46,231,795	10.2%	104,938
Code Compliance	33,720,277	34,323,326	331,920	34,655,246	2.8%	4,174,807
Building Services	23,261,226	20,199,213	3,596,245	23,795,458	2.3%	20,115,011
Library	22,370,198	23,039,691	-	23,039,691	3.0%	2,740,799
Court & Detention Services	20,113,977	19,514,821	-	19,514,821	-3.0%	391,769
Street Lighting	19,201,341	17,920,448	-	17,920,448	-6.7%	-
Office of Cultural Affairs	16,916,038	16,565,476	453,776	17,019,252	0.6%	3,754,184
City Attorney's Office	13,920,124	14,557,348	535,438	15,092,786	8.4%	-
Housing/Community Services	10,882,504	10,832,432	389,674	11,222,106	3.1%	2,278,918
Public Works	7,120,506	7,144,636	-	7,144,636	0.3%	117,000
Management Services	5,967,818	6,660,758	-	6,660,758	11.6%	576,177
City Controller's Office	5,390,605	5,513,854	-	5,513,854	2.3%	341,208
Human Resources	4,079,802	4,259,288	-	4,259,288	4.4%	1,464,734
Mayor & Council	3,910,700	3,979,237	-	3,979,237	1.8%	-
Judiciary	3,527,767	3,523,454	140,946	3,664,400	3.9%	-
Office of Financial Services	2,885,978	3,166,071	-	3,166,071	9.7%	90,807
City Secretary's Office	2,878,721	2,914,013	83,256	2,997,269	4.1%	98,394
City Auditor's Office	2,391,124	2,677,039	201,281	2,878,320	20.4%	73,527
Business Dev. & Procurement	2,654,466	2,760,573	-	2,760,573	4.0%	110,897
Civil Service	2,125,772	2,271,048	-	2,271,048	6.8%	502,129
City Manager's Office	1,558,962	1,847,826	-	1,847,826	18.5%	-
Sustainable Dev. & Const.	1,787,747	1,840,594	-	1,840,594	3.0%	201,022
Trinity Watershed Mgmt.	661,387	910,802	442,615	1,353,417	104.6%	-
Office of Economic Dev.	1,122,279	1,273,164	-	1,273,164	13.4%	74,083
Reserves and Transfers	7,828,372	7,428,372	-	7,428,372	-5.1%	-
Other Costs to be Allocated	-	10,508,553	-	10,508,553	-	-
Total	1,118,399,892	1,149,499,304	13,845,586	1,163,344,890	4.0%	63,939,586



Note: Attachment B includes additional detail for each department.

FY15 Preliminary GF Budget by Departments (Sorted Alphabetically)

Department	FY14 Adopted	FY15 Above Funding Line	FY15 Asterisk	FY15 Preliminary (Above Line + Asterisk)	Percent Change	FY15 Not Funded
Building Services	23,261,226	20,199,213	3,596,245	23,795,458	2.3%	20,115,011
Business Dev. & Procurement	2,654,466	2,760,573	-	2,760,573	4.0%	110,897
City Attorney's Office	13,920,124	14,557,348	535,438	15,092,786	8.4%	-
City Auditor's Office	2,391,124	2,677,039	201,281	2,878,320	20.4%	73,527
City Controller's Office	5,390,605	5,513,854	-	5,513,854	2.3%	341,208
City Manager's Office	1,558,962	1,847,826	-	1,847,826	18.5%	-
City Secretary's Office	2,878,721	2,914,013	83,256	2,997,269	4.1%	98,394
Civil Service	2,125,772	2,271,048	-	2,271,048	6.8%	502,129
Code Compliance	33,720,277	34,323,326	331,920	34,655,246	2.8%	4,174,807
Court & Detention Services	20,113,977	19,514,821	-	19,514,821	-3.0%	391,769
Dallas Fire Rescue	219,029,468	217,140,571	6,471,291	223,611,862	2.1%	11,992,482
Housing/Community Services	10,882,504	10,832,432	389,674	11,222,106	3.1%	2,278,918
Human Resources	4,079,802	4,259,288	-	4,259,288	4.4%	1,464,734
Judiciary	3,527,767	3,523,454	140,946	3,664,400	3.9%	-
Library	22,370,198	23,039,691	-	23,039,691	3.0%	2,740,799
Management Services	5,967,818	6,660,758	-	6,660,758	11.6%	576,177
Mayor & Council	3,910,700	3,979,237	-	3,979,237	1.8%	-
Non-Departmental	41,935,424	46,231,795	-	46,231,795	10.2%	104,938
Office of Cultural Affairs	16,916,038	16,565,476	453,776	17,019,252	0.6%	3,754,184
Office of Economic Dev.	1,122,279	1,273,164	-	1,273,164	13.4%	74,083
Office of Financial Services	2,885,978	3,166,071	-	3,166,071	9.7%	90,807
Park & Recreation	78,614,401	80,203,554	1,199,144	81,402,698	3.5%	4,673,602
Dallas Police Department	426,401,375	440,344,852	-	440,344,852	3.3%	-
Public Works	7,120,506	7,144,636	-	7,144,636	0.3%	117,000
Sanitation Services	74,399,205	75,834,130	-	75,834,130	1.9%	-
Street Lighting	19,201,341	17,920,448	-	17,920,448	-6.7%	-
Street Services	61,742,328	64,112,365	-	64,112,365	3.8%	10,063,098
Sustainable Dev. & Const.	1,787,747	1,840,594	-	1,840,594	3.0%	201,022
Trinity Watershed Mgmt.	661,387	910,802	442,615	1,353,417	104.6%	-
Reserves and Transfers	7,828,372	7,428,372	-	7,428,372	-5.1%	-
Other Costs to be Allocated	-	10,508,553	-	10,508,553	-	-
Total	1,118,399,892	1,149,499,304	13,845,586	1,163,344,890	4.0%	63,939,586



Note: Attachment B includes additional detail for each department.



FY15 General Fund Gap Update

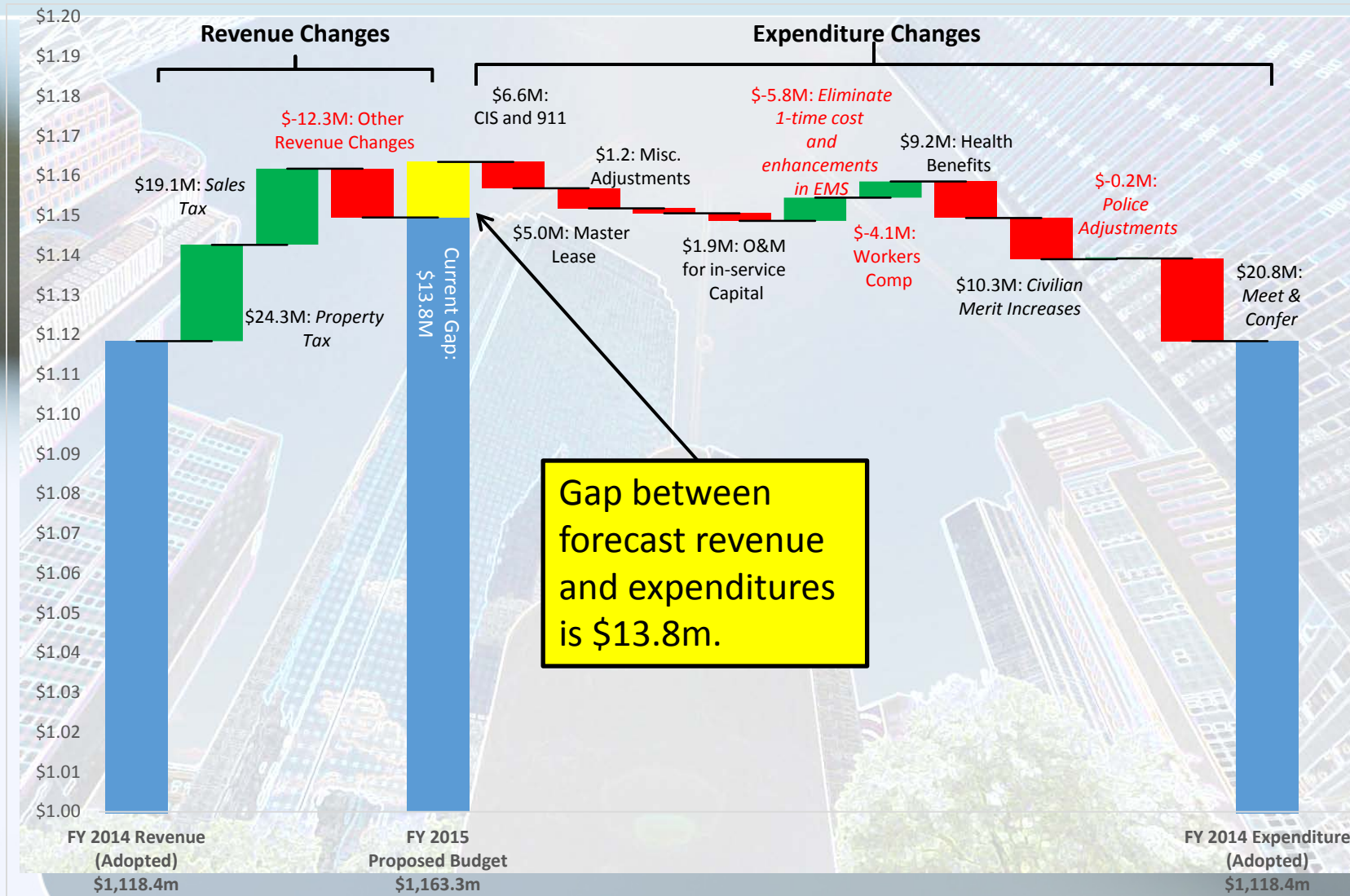
FY15 General Fund Gap Update

	Updated Outlook
Revenue changes (slide 26)	+\$31.1m
On-going obligation changes (slides 29-30)	+\$44.9m
Differential/Gap	(\$13.8m)

- Combination of changes in revenue and expenses indicates gap of \$13.8m
- Forecasts will continue to be refined and will change during remainder of budget process prior to Aug 12th



FY15 Gap Update





Capital and Debt Service

Capital Needs

- City has a needs/wants inventory of \$9.6 billion (not including enterprise)
- It is necessary to build and maintain infrastructure for economic stability and growth of city



Capital Needs



Debt Service

- General obligation (GO) debt is issued by City as a means of financing capital improvements and infrastructure including streets, flood protection, economic development, park and recreation, and city facilities
- Recent GO bond programs include:
 - ❑ 1998 - \$543.5m
 - ❑ 2003 - \$579.3m
 - ❑ 2006 - \$1,353.5m
 - ❑ 2012 - \$642.0m
- Commercial Paper is used as short term interim financing; matches payments with debt issuance; creates lag in need to issue long-term bonds
- Bonds are used to retire Commercial Paper and are typically financed for 19 years



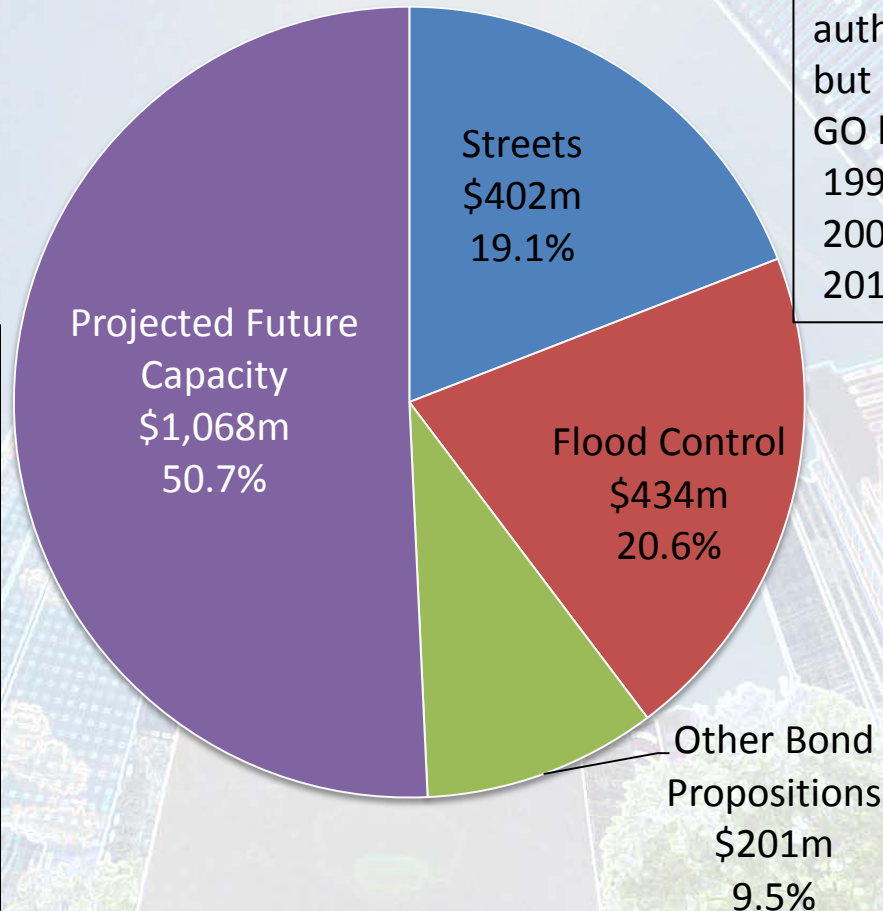
Debt Service – Future Capacity Projection (Four Steps)

- 1) Outstanding debt - City projected to have **\$1.55** billion in debt outstanding at 9/30/14
- 2) Authorized but unissued debt - \$1.04 billion in bonds approved by voters remain to be issued from 1998, 2006, and 2012 bond programs:
 - ❑ \$350m in FY15
 - ❑ \$225m in FY16
 - ❑ \$175m in FY17
 - ❑ \$125m in FY18
 - ❑ \$165m in FY19
- 3) Future change in value of tax base - greater growth is expected in near-term and expected to slow over-time
- 4) Property tax rate requirements in order to have adequate revenue to repay debt - assume existing tax rate split is maintained over-time



Bond/Debt Service Capacity Projection Fiscal Years 2015-2025

Total projected capacity: \$2.1 billion



\$1.04 billion authorized by voters, but not yet issued GO bonds:
 1998 BP: \$33m
 2006 BP: \$380m
 2012 BP: \$625m

\$1.07 billion projected future debt capacity between fiscal years 2020-2025.

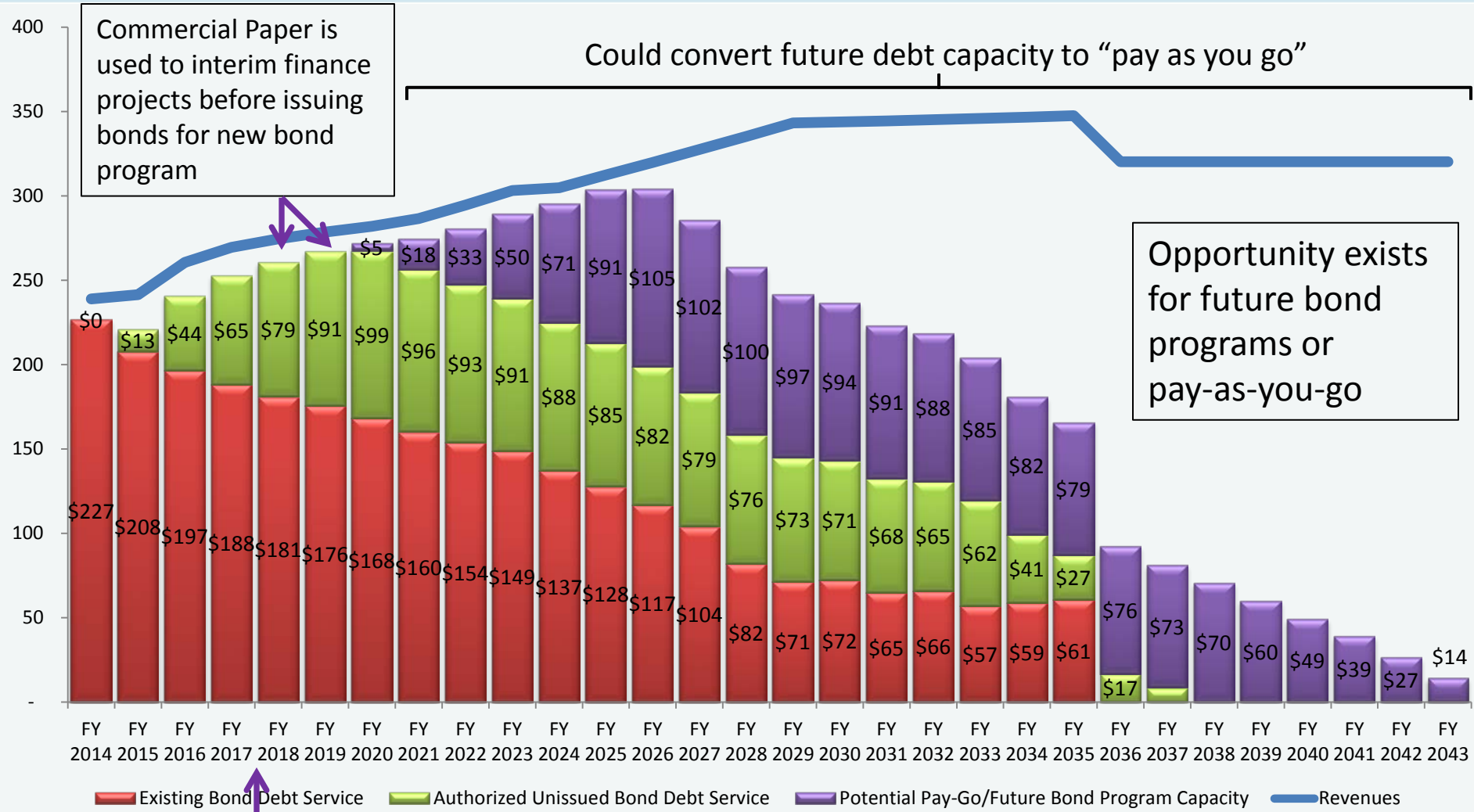
(Subject to Change)

Assumes debt service tax rate of \$0.2369 and growth of 6.0% to 2.3% over the next 10 years.

Other category includes Parks, Trinity Corridor, Economic Development/Housing projects



Debt Service Future Projections (\$ in millions)



Potential future bond election in Nov 2017 (FY18) and begin projects using Commercial Paper.



Pay-as-you-Go Analysis

- Instead of pursuing voter approval for future bond programs, City could convert to “pay-as-you-go” or cash funding for capital improvements and infrastructure
- Instead of issuing new debt beginning in FY20* (previous slide), could dedicate debt service expense to pay cash for capital projects
 - ❑ Assumes first bond issue would be Nov 2019 (FY20) based on using commercial paper during FY18 and FY19 to interim finance initial work on 2017 bond program
- In-lieu of issuing \$1.1 billion for new bond program between FYs 2020 and 2025:
 - ❑ \$177m in projects debt service cost over those five years could be reallocated to cash funded capital projects
 - ❑ Eventually could reallocate \$1.1 billion in debt service cost to cash fund capital projects, yet it would take from 2020 to 2033 to accrue \$1.1 billion in cash
- This analysis does not discount value of future cash flows or any potential cost increases to needs inventory resulting from time needed to accrue sufficient cash to award potential projects (time value of money)



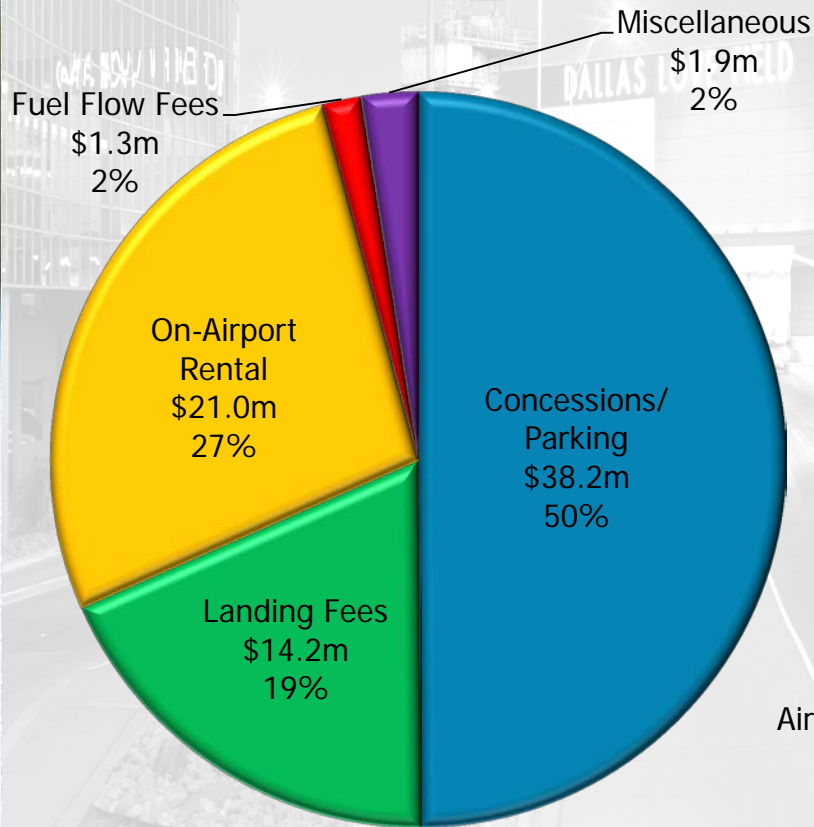


Enterprise Funds:

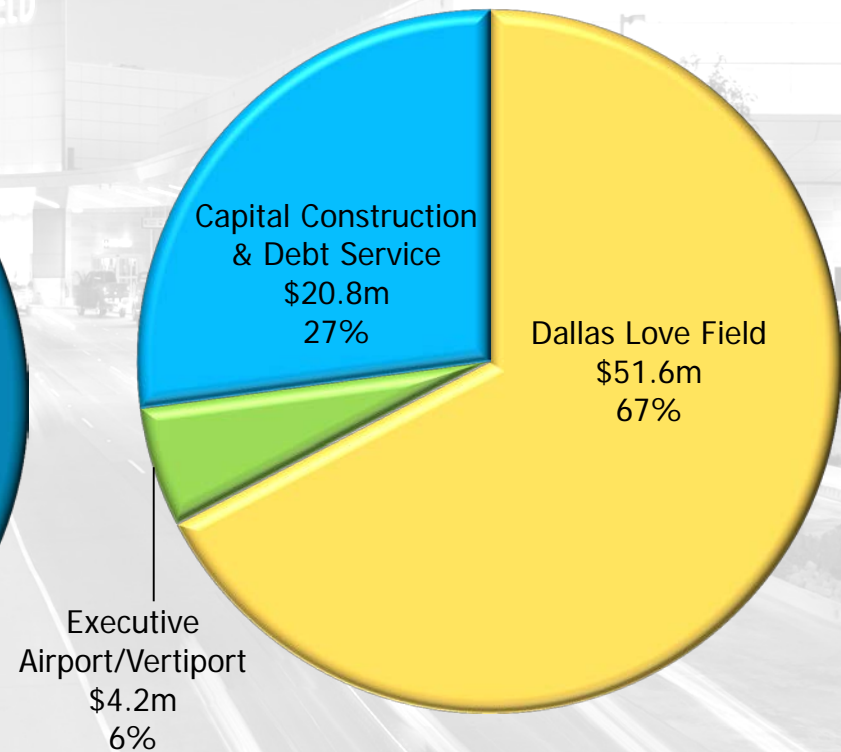
(1) Aviation; (2) Convention and Event Services; (3) Dallas Water Utilities; (4) Storm Drainage Management; (5) Sustainable Development and Construction (Building Inspection); and (6) WRR Municipal Radio

Aviation – FY15 Preliminary Budget

Revenues: \$76.6 million



Expenses: \$76.6 million



Convention & Event Services - FY15 Preliminary Budget

■ Revenue: \$75.7m

■ Sources

- ❑ Facility Rental
- ❑ Food & Beverage
- ❑ Parking
- ❑ Utilities
- ❑ Permits
- ❑ Hotel Occupancy Tax
- ❑ Alcoholic Beverage Tax

■ Expenses: \$75.7m

■ Uses

- ❑ Personnel
- ❑ Utilities
- ❑ Repair & Maintenance
 - Equipment
 - Building
- ❑ Debt Service
 - Convention Center
 - Ancillary Hotel Land
- ❑ DCVB Payment



Dallas Water Utilities – FY15 Preliminary Budget

- DWU is municipally owned regional water/wastewater supplier
 - ❑ Costs are driven by infrastructure requirements for both growth and renewal
 - ❑ Responsibility for planning to meet water requirements for service area
 - ❑ Self-supporting
- Preliminary budget continues the focus on maintaining infrastructure and conserving resources through:
 - ❑ Commitment to provide high quality and sufficient water and wastewater service to meet customer needs
 - ❑ Annual replacement rate of 1.5% for aged water and wastewater mains
 - ❑ Programs for water and wastewater systems maintenance to pro-actively detect water system leaks
 - ❑ Continue Water Conservation Five-Year Strategic Plan to reduce per capita water consumption by 1.5% a year



Dallas Water Utilities

- Preliminary FY15 budget includes:
 - ❑ Operating budget of \$617.2m
 - An increase of \$21.9m from FY14 budget of \$595.3m
 - ❑ Capital Budget of \$309.8m
 - ❑ Meets or exceeds all Financial Management Performance Criteria
 - ❑ Overall retail rate increase of 4.2%
- Preliminary budget includes following assumptions:
 - ❑ 154.0BG of water treated and delivered
 - ❑ 62.7 BG of wastewater treated
 - ❑ Equipment replacement
 - ❑ Revenue bond sale of \$230m in the summer of 2015
- Future outlook on retail rates:
 - ❑ FY16: 3.4% increase (previously forecasted 4.2%)
 - ❑ FY17: 4.2% increase (previously forecasted 6.1%)



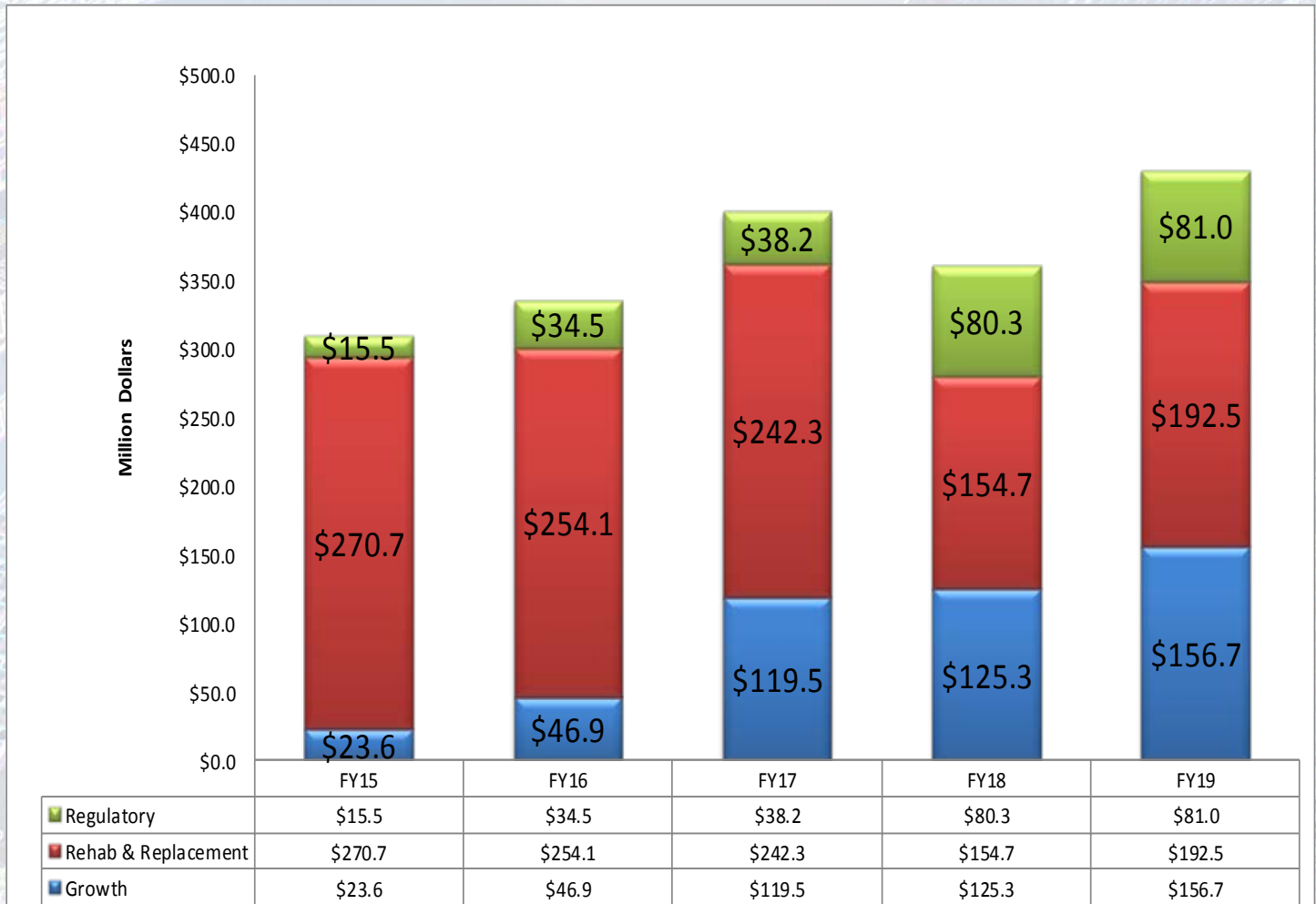
Dallas Water Utilities

FY15 Capital Improvement Program

- Capital Improvement Program of \$309.8m
 - Revenue bond sale of \$230m Summer 2015
- Major FY15 projects include:
 - W & WW Pipeline Replacement and Pump Station Program - \$117.1m
 - East Side and Elm Fork WTP Improvements - \$80m
 - Central and Southside WWTP Improvements - \$61.5m
- CIP includes following categories
 - Rehab and Replacement \$270.7m
 - Growth \$23.6m
 - Regulatory \$15.5m
 - \$309.8m



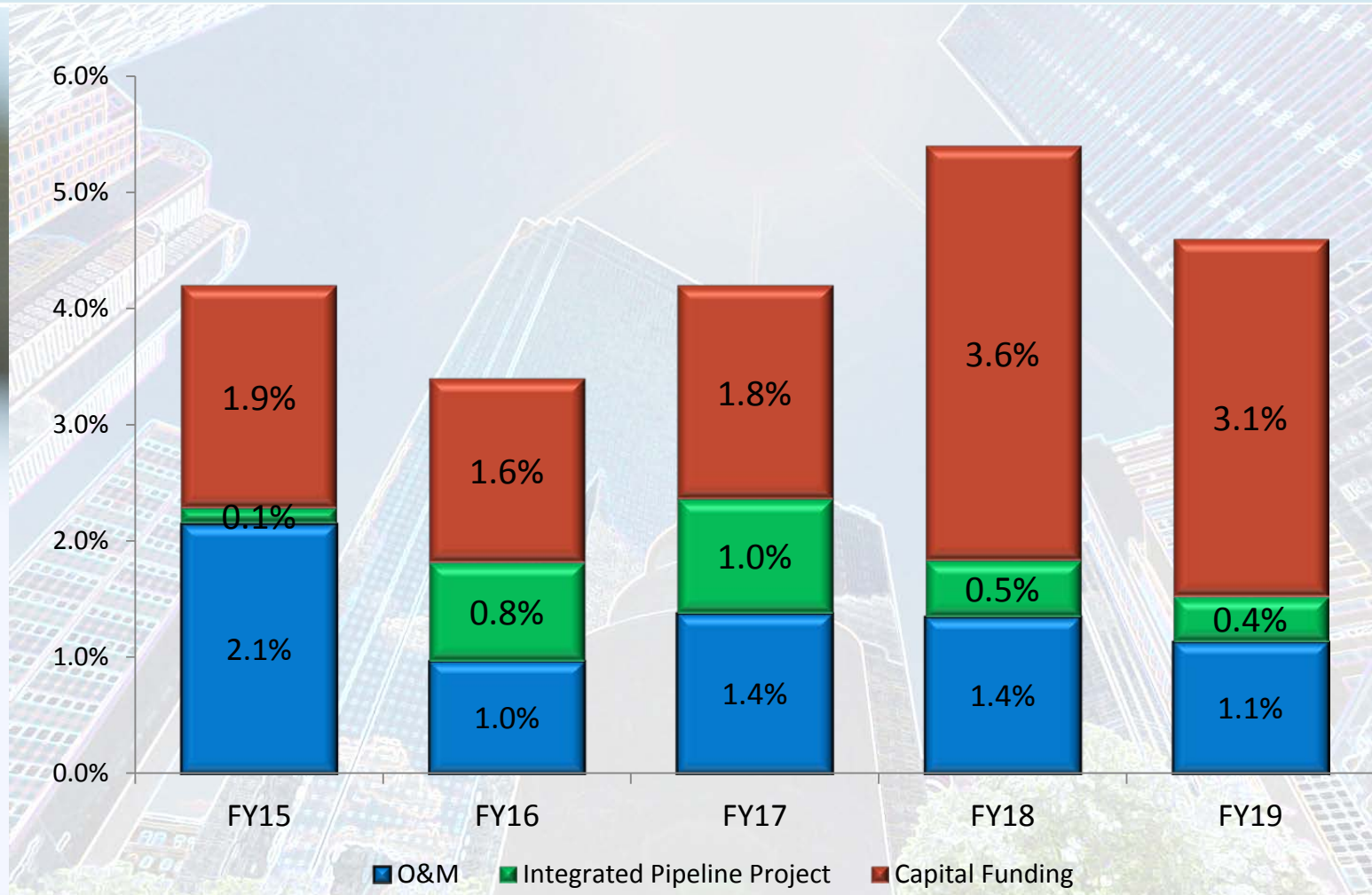
Dallas Water Utilities Future Outlook: Capital Improvement Program



Note: Does not include cost of additional future water supply acquisitions



Dallas Water Utilities Future Outlook: Retail Revenue Increases



Note: Dallas Estimated Share of IPL project is \$832m; with estimated capital savings of \$196m and includes every other year revenue bond sales

Dallas Water Utilities - Impact of Preliminary 4.2% Rate Increase

- Typical monthly residential water and wastewater bill would increase a maximum of \$2.58 from \$61.37 to \$63.95
 - Based on water use of 8,300 gallons and 5,900 gallons Winter Months Average for sewer
- US EPA affordability guideline for wastewater bills is 2% of median income
 - Dallas' water and wastewater bills combined would be 1.8% of median income

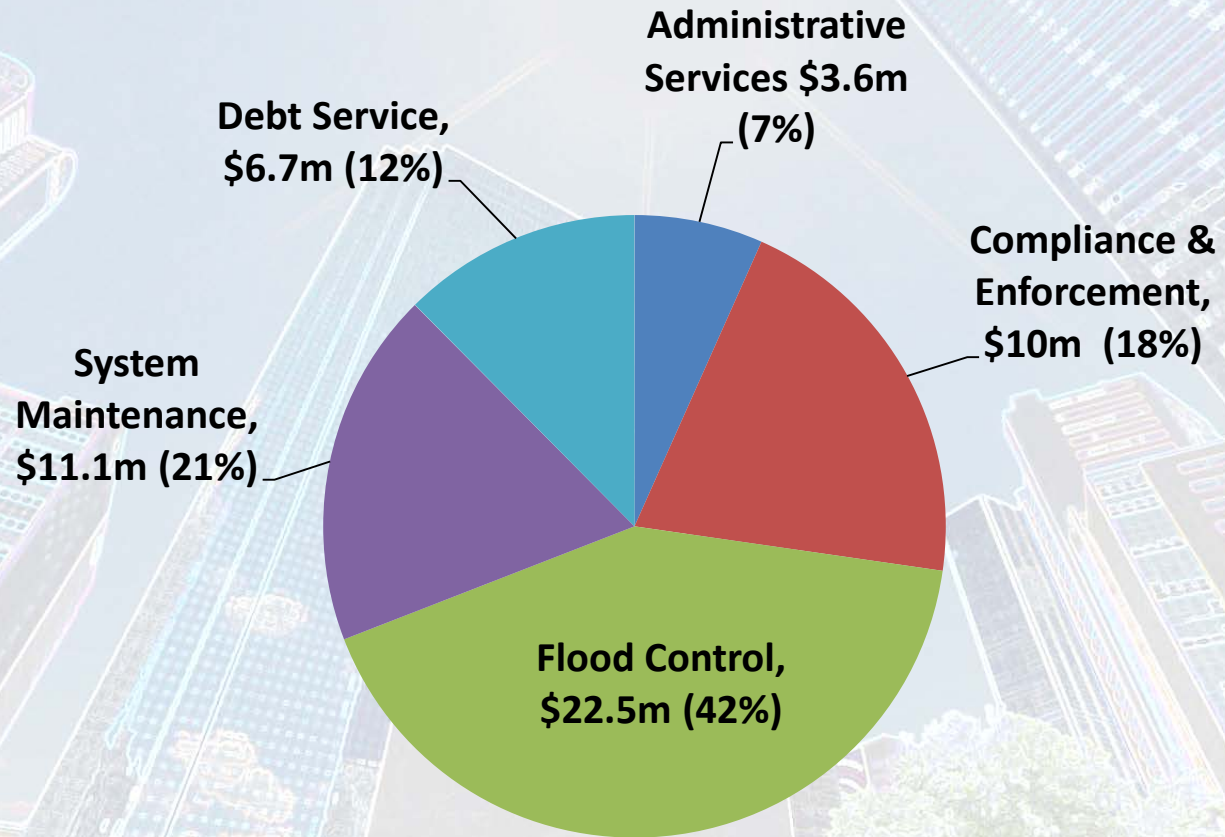


Storm Drainage Management – FY15 Preliminary Budget

- Stormwater regulations for large cities implemented by federal government in 1990
- Dallas City Council established Storm Drainage Management Fund in 1991
- Provides dedicated funding source for 15 departments to ensure:
 - ❑ Compliance with state and federal regulations
 - ❑ Manage water quality
 - ❑ Maintain stormwater drainage system
- No change to stormwater fees in FY15



Storm Drainage Management Fund Expenses (\$53.9m)



Storm Drainage Management



Compliance & Enforcement \$10m

Stormwater Management Program

Surface Water Monitoring

Compliance Inspections and Nuisance
Abatement

Environmental Training/Education



Flood Control \$22.5m

Levee, Pump Stations, and Sumps

Floodplain Management

Channel Maintenance

Inlet and Storm Sewer Pipe Maintenance



where does it **GO?**

STORM WATER
MANAGEMENT



Storm Drainage Management



System Maintenance \$11.1m

Debris and Litter Removal

Storm Drainage Maintenance Activities

Curb and Gutter Repair

Vegetation Management

Debt & Administrative Services \$10.3m

Debt Service

Billing and Customer Service

Geographic Information System Support

Communication and Information Systems Support



Sustainable Development and Construction – FY15 Preliminary Budget

- Enterprise fund summary
 - FY15 preliminary expense budget \$26.8m
 - FY15 projected revenue \$26.8m
- Services
 - Construction plan review and permitting
 - Express plan review
 - Field inspections
 - Engineering review and infrastructure inspection
 - Engineering survey
 - Zoning and Board of Adjustment
 - Subdivision
 - Records
 - GIS mapping
- Initiatives
 - Technical training and certification
 - Customer service training
 - Facilities review and update
 - Fee study



WRR Radio – FY15 Preliminary Budget

Fiscal Year	Revenue	Expense
FY14-15 Budget	\$2.2m	\$2.1m
FY13-14 Estimate	\$1.9m	\$1.9m

- New advertising rate structure introduced February 2014 to adjust WRR ad pricing to the market and maximize inventory usage
 - 12 new clients since February 2014
 - Percent of spot inventory used has increased from 86% in April to 93% in May
- New programming to be introduced summer 2014 includes 20 new features with sponsorship potential
- To meet FY15 projections, station will continue working to realize efficiencies in both sales and operations
- FY15 staff level will be maintained or adjusted based on revenue projections





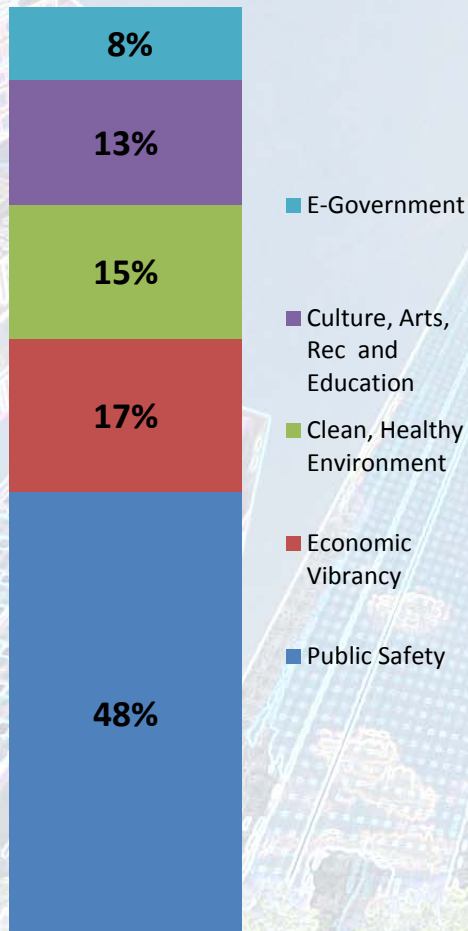
Community Engagement

Community Engagement

- Public hearing held on May 28th
 - Comments made in support of animal, homeless, and library services
- Citizen participation increased through use of new on-line survey initiative
 - www.TALKDALLAS.com; www.HABLEDALLAS.com
 - Survey period May 12 through June 8
 - 1,040 individuals completed citizen budget survey and 652 individuals joined TALKDALLAS community and will be notified of future City surveys
 - Additional time necessary to review results by council district
- Town hall meetings are scheduled for Aug 12th – 29th
- Virtual town hall meetings will be available in Aug as well



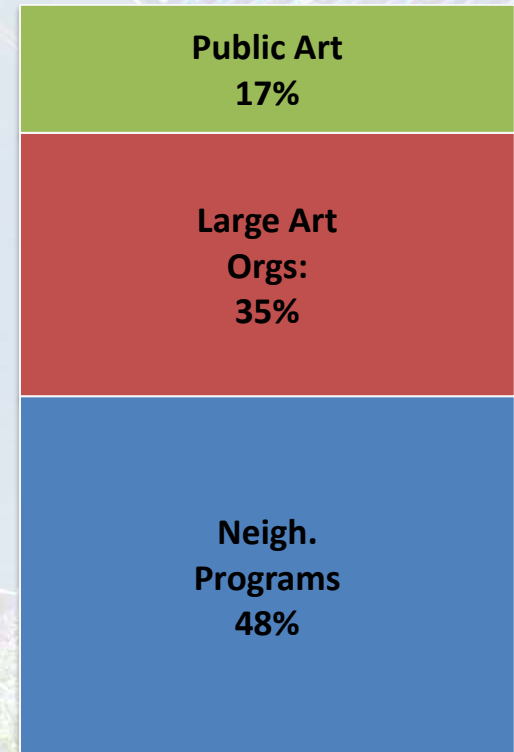
■ How would you allocate funding to 5 Key Focus Areas?



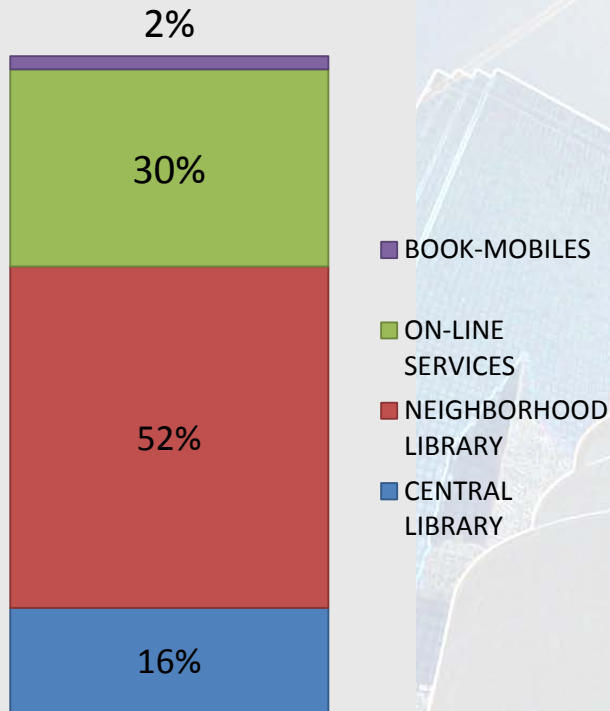
■ Place City services in order of importance.

Ranking	Services
1 st	Police
2 nd	Fire
3 rd	Streets (Repair & Maintenance)
4 th	Economic Development
5 th	Park and Recreation
6 th	Code Compliance
7 th	Libraries
8 th	Cultural Affairs

■ Which cultural service is most important to you?



- Which library location are you most likely to use?



- Which Park and Recreation service/facility is most important to you?

Ranking	Services
1 st	Parks
2 nd	Citywide Attractions
3 rd	Recreation Centers
4 th	Athletic Facilities
5 th	Aquatics

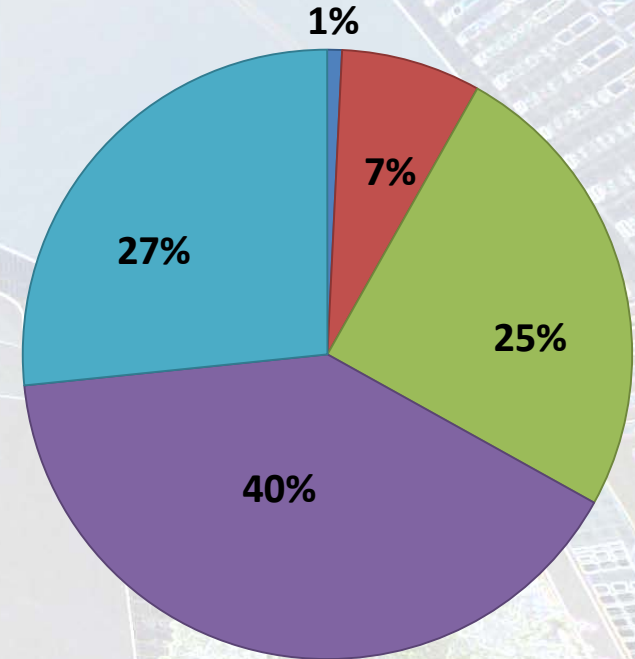


- Place following street and transportation service areas in order of importance.

Ranking	Services
1 st	Major Thoroughfares
2 nd	Neighborhood Streets
3 rd	Street Lighting
4 th	Sidewalks
5 th	Traffic Signals and Signs
6 th	Street Striping
7 th	Curbs & Gutters
8 th	Bike Lanes
9 th	Alleys
10 th	Street Sweeping

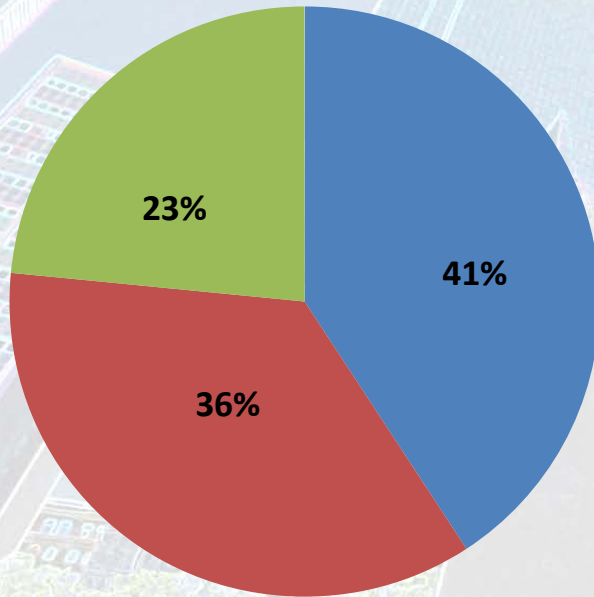


- How satisfied are you with condition of streets?



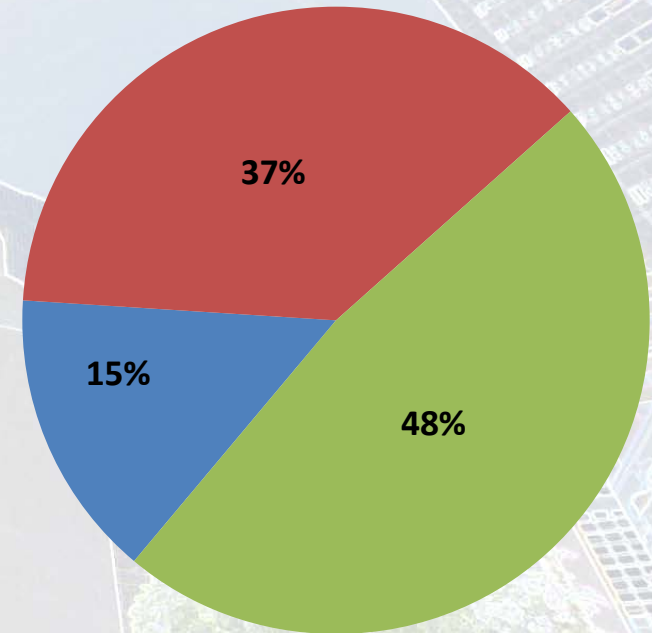
■ Would you be willing to pay more in property taxes if increase was dedicated to improving street conditions?

- Yes, increase property taxes to improve street condition.
- No, do not increase property taxes to improve street condition.
- Not sure



■ Which statement best reflects your opinion about City's property tax rate?

- Too High
- Right Level
- Support Increase





Council Feedback

Council Feedback

- By memo on May 23, City Manager sought council feedback on low service priorities for possible reduction
- As of June 13, responses received from 5 council members include:

Request for Increases
West Dallas Multi-purpose Center (1)
Senior medical transportation (1)
Culture Arts (1)
Streets and alleys (1)
Maintenance and repair of City infrastructure (1)
Animal services (3)
Recreation center hours (1)
3% across the board pay for employees (1)
Library funding (3)
Traffic signals (1)

Consider for Reduction
Police hiring (1), overtime (1), and squad car replacement (2). Overall reduction of 1-2% (1).
Municipal Courts (1)
Arts and Culture funding (1)
Continental Avenue Bridge staffing and programming (1)
Trinity River amenities programming (1)
DCVB (1)
City Attorney's Office (1)
Consultants (1)
Management levels (1)
Assistant City Managers (1)
E-Government services (1)





Additional Strategies/Next Steps

Additional Strategies

- Review suggestions received from Council members
- Analyze feedback provided by citizens through public hearing and on-line survey
- Continue implementation of community paramedic program and contract with hospitals
- Review hiring process by outside consultant
- Review purchasing process by outside consultant
- Reinstate employee suggestion program
- Analyze fleet purchase versus rental
- Analyze environmental management process improvements
- Consider revenue from marketing private programs
- Evaluate staffing levels for appropriateness





Budget Schedule

Budget Calendar

Jun 18	Budget Workshop #3: Update outlook of FY15 budget
Jul 25	Appraisal Districts certify 2014 tax roll for FY15
Aug 12	Budget Workshop #4: City Manager's recommended budget
Aug 12	Begin town hall meetings
Aug 20	Budget Workshop #5: Topics TBD
Aug 26	Budget Workshop #6: Topics TBD
Aug 27	Budget Public Hearing
Aug 29	End town hall meetings
Sep 3	Adopt Budget on First Reading
Sep 3	Tax Rate Public Hearing #1 (if necessary)
Sep 9	Budget Workshop #7: Council Amendments
Sep 9	Tax Rate Public Hearing #2 (if necessary)
Sep 17	Adopt Budget on Second Reading and Adopt Tax Rate
Oct 1	Begin FY15





Future Year Initiative

Future Year Initiative

- At request of council members, beginning with development of FY16 budget, additional analysis of departmental budgets will be implemented
- Five year rotation schedule will be put in place to conduct “sunset” and performance budget review of each department and service:
 - ❑ Line item expense budget
 - ❑ Staffing requirements to deliver service
 - ❑ Contracts for services
 - ❑ Technology needs and opportunities
 - ❑ Outsource opportunities
 - ❑ Fees and revenues
 - ❑ Performance measures
 - ❑ Best practices
 - ❑ Benchmarking against others
- Next slide shows preliminary schedule for department in-depth review



Future Year Initiative

FY16	FY17	FY18	FY19	FY20
Police	Fire	Sanitation	Equip. & Bldg. Services	Aviation
Streets	Library	Code Compliance	Public Works	CIS
Park & Recreation	City Auditor	Courts	Trinity Watershed	Sustainable Dev. & Construction
City Manager	Employee Benefits	Judiciary	Storm Water	Cultural Affairs & WRR
Housing	Human Resources	City Attorney	City Secretary	Risk Management
Mayor & Council	Civil Service	Fair Housing	Economic Development	City Controller
Financial Services	Convention Center	Water Utilities	Purchasing	Management Services





Council Input and Questions



Attachments:

A – KFA Ranking Sheets

B – Department Summaries

Numbers are preliminary and subject to change as additional analysis is completed over next two months and prior to Aug 12th.

General Fund: \$ 687,285,269

Symbol	Note
*	Should be funded
#	Bid Information has changed
* #	Should be funded / Bid Information has changed

	1	2	3	4	5	6	7	8	
	Line	Bid Number	Bid Name	Bid Price	Team Recommended Amount	Running Total	Revenue	Reimbursement	Comments/Impact Statements
#	1	CTS-001	Low Sterrett Jail Contract	\$ 9,062,182	\$ 7,983,142	\$ 679,302,127	\$ -	\$ -	<p>CURRENT YEAR SERVICE</p> <p>This bid funds the ongoing contract with Dallas County to provide jail services that include jail administration, intake, housing and release for all prisoners arrested with charges of Class C misdemeanors and above.</p> <p>FY 2014-15 represents a 4% increase from FY 2013-14.</p> <p># Contract amount decreased.</p>
	2	CTS-002	Municipal Court Services	\$ 7,998,995	\$ 7,998,995	\$ 671,303,132	\$ 11,130,797	\$ 48,770	<p>CURRENT YEAR SERVICE AT REDUCED LEVEL</p> <p>This bid funds 103 FTEs to process citations, civil cases, collect fines, and manage court dockets.</p> <p>This bid reduces funding for 8 vacant FTEs (\$362,925), \$10,421 in supplies and \$18,423 in Misc. Special Services. This bid recommends the reduction of three morning and afternoon courtroom dockets at 2014 Main Street due to lower citation volumes.</p> <p><i>See bid CTS-002-A (line 62) and CTS-002-B (line 5)</i></p>
#	3	DFD-010	Fire and Rescue Emergency Response	\$ 164,873,759	\$ 166,920,759	\$ 504,382,373	\$ 34,356,484	\$ 1,670,043	<p>CURRENT YEAR SERVICE AT A REDUCED LEVEL</p> <p>This bid funds 1,656.4 FTEs for 24-hour fire response and rescue capability from 57 stations, along with fire hydrant maintenance and community outreach.</p> <p>This bid does not fund \$783,758 in overtime and \$763,432 used to pay for consultants for the annual Medicaid supplemental payment reimbursement.</p> <p>This bid is partially reimbursed by Dallas Water Utilities for hydrant maintenance (\$240,000) and Storm Water Funds (\$195,010).</p> <p># Allocated funding for Meet & Confer across-the-board pay increases (\$2,047,000)</p> <p><i>See also DFD-010-A (line 45), DFD-010-B (line 41), DFD-010-C (line 53), DFD-010-Z (line 54), DFD-010-Y (line 52), DFD-010-X (line 58)</i></p>

Preliminary and Subject to Change

General Fund: \$ 687,285,269

Symbol	Note
*	Should be funded
#	Bid Information has changed
* #	Should be funded / Bid Information has changed

1	2	3	4	5	6	7	8	
Line	Bid Number	Bid Name	Bid Price	Team Recommended Amount	Running Total	Revenue	Reimbursement	Comments/Impact Statements
# 4	DPD-005	Police Field Patrol	\$ 232,706,398	\$ 236,769,858	\$ 267,612,515	\$ -	\$ -	<p>CURRENT YEAR SERVICE AT A REDUCED LEVEL</p> <p>This bid funds 2,363 FTEs for patrol divisions, deployment squads, crime response teams, and Neighborhood Police Units. Field patrol is the primary responder for police service calls for the citizens of Dallas.</p> <p>This bid does not fund the replacement of marked squad cars.</p> <p># Added funding for crime fighting technology in 9 TAAGs (\$360,460). Also, allocated funding for Meet & Confer across-the-board pay increases (\$3,703,000).</p> <p><i>See also DPD-010-D (line 29) and DPD-005-A (line 34)</i></p>
5	CTS-002-B	Municipal Court Services	\$ 65,322	\$ 65,322	\$ 267,547,193	\$ 91,901	\$ -	<p>ENHANCEMENT</p> <p>This bid provides funding to add 1 FTE (witness coordinator) to assist with ensuring no scheduling conflicts exist for subpoenaed officers. When conflicts exist, citations may be dismissed causing a reduction in collections should the citation hold.</p> <p>Department estimates the inclusion of FTE could increase revenues.</p> <p><i>See bid CTS-002 (line 2) and bid CTS-002-A (line 62)</i></p>
6	CTJ-004	Municipal Judges/Cases Docketed	\$ 2,260,572	\$ 2,260,572	\$ 265,286,621	\$ -	\$ -	<p>CURRENT YEAR SERVICE AT REDUCED LEVEL</p> <p>This bid funds 19 FTEs for municipal court judges who are responsible to preside over trial courts of record for both jury and non-jury cases involving the Texas Uniform Traffic Code, Class-C misdemeanors under the Texas Penal Code and have exclusive jurisdiction over cases under the Dallas City Code.</p> <p>This bid does not provide funding for 1.2 FTEs (6 associate part-time municipal judges).</p> <p><i>See also bid CTJ-004-A (line 47)</i></p>
7	CTJ-002	Community Court	\$ 33,032	\$ 33,032	\$ 265,253,589	\$ -	\$ 49,957	<p>CURRENT YEAR SERVICE</p> <p>This bid funds 4 FTEs that provide court services for low-level offenders that are sentenced to community service. This is a community based solution to neighborhood problems through a partnership between the City Attorney's Office, Dallas Police Department and the community.</p> <p>This bid is partially reimbursed by CDBG funds (\$49,957).</p>

Preliminary and Subject to Change

General Fund: \$ 687,285,269

Symbol	Note
*	Should be funded
#	Bid Information has changed
* #	Should be funded / Bid Information has changed

1	2	3	4	5	6	7	8	
Line	Bid Number	Bid Name	Bid Price	Team Recommended Amount	Running Total	Revenue	Reimbursement	Comments/Impact Statements
8	CTS-005	Dallas City Marshal	\$ 2,056,287	\$ 2,056,287	\$ 263,197,302	\$ -	\$ -	<p>CURRENT YEAR SERVICE</p> <p>This bid funds 34 FTEs that comprise the Dallas Marshals Office which provides law enforcement and clerical support for the Dallas Municipal Court. Responsibilities include: warrant enforcement/confirmation, prisoner transfers, internal investigations, courtroom support, docket preparation, bond processing and the collection of fines and fees.</p> <p>This bid was formerly a part of CTS-002 Municipal Court Services and is now a standalone service for FY15.</p>
9	DFD-006	Inspection and Life Safety Education	\$ 5,947,816	\$ 5,947,816	\$ 257,249,486	\$ 1,604,712	\$ 74,275	<p>CURRENT YEAR SERVICE AT REDUCED LEVEL</p> <p>This bid funds 56.4 FTEs who develop and enforce the Fire Code and work to prevent fires, which includes making approximately 3,500 educational presentations to civic groups, conducting 40,000 fire inspections, and the installation of 5,400 smoke detectors annually.</p> <p>This bid does not fund eight vacant Fire Prevention Officers (FPO) and one Sr. FPO - \$545,037.</p> <p>This bid is partially reimbursed by CDBG funds for the SAFE program (\$74,275).</p> <p><i>See also bid DFD-006-A (line 39) and DFD-006-B (line 31)</i></p>
10	DFD-008	Special Operations	\$ 676,068	\$ 676,068	\$ 256,573,418	\$ -	\$ 5,654,404	<p>CURRENT YEAR SERVICE AT REDUCED LEVEL</p> <p>This bid funds 46.7 FTEs for aircraft rescue at Love Field and Executive Airports, hazardous material emergency response, as well as water and urban search and rescue response.</p> <p>This bid does not fund \$30,505 in specialized training for Special-Ops type events.</p> <p>This bid is partially reimbursed by Aviation (\$5,303,555) and Stormwater Funds (\$350,849).</p> <p><i>See also DFD-008-A (line 42), DFD-008-B (line 57), and DFD-008-Z (line 23)</i></p>
11	DFD-003	Fire Investigation & Explosive Ordnance Disposal	\$ 4,385,609	\$ 4,385,609	\$ 252,187,809	\$ -	\$ -	<p>CURRENT YEAR SERVICE</p> <p>This bid funds 30.3 FTEs for the Fire Investigation and Explosive Ordnance Disposal Division which determines the origin, cause and circumstances of fires that occur within the City of Dallas. In addition, this Division also provides juvenile fire counseling and investigates bomb threats and renders safe explosive ordnances.</p>

Preliminary and Subject to Change

General Fund: \$ 687,285,269

Symbol	Note
*	Should be funded
#	Bid Information has changed
* #	Should be funded / Bid Information has changed

1	2	3	4	5	6	7	8	
Line	Bid Number	Bid Name	Bid Price	Team Recommended Amount	Running Total	Revenue	Reimbursement	Comments/Impact Statements
12	DFD-005	Fire Dispatch and Communications	\$ 12,473,830	\$ 12,473,830	\$ 239,713,979	\$ -	\$ 4,177,836	<p>CURRENT YEAR SERVICE AT REDUCED LEVEL</p> <p>This bid funds 68.4 FTEs for 24/7 emergency dispatch employee staffing, training, and technology to handle and process over 200,000 requests for fire and emergency medical service calls annually. In addition, this bid funds all telephone communications service for the department as well as computer hardware and software maintenance for Computer Aided Dispatch (CAD).</p> <p>This bid reduces funding for 2 FTEs (\$172,679) and a corresponding reduction in Overtime (\$10,000).</p> <p>This bid is partially reimbursed by 911 Funds (\$4,177,836).</p> <p>See bid DFD-005-A (line 43) and DFD-005-B (line 55)</p>
13	CTJ-003	Court Security	\$ 788,769	\$ 788,769	\$ 238,925,210	\$ -	\$ 179,638	<p>CURRENT YEAR SERVICE</p> <p>This bid funds 15.3 FTEs for certified peace officers serving as court bailiffs and providing protection for everyone in the courtrooms.</p> <p>This bid is partially reimbursed by Court Security Funds (\$179,638).</p>
14	ATT-001	Police Legal Liaison & Prosecution	\$ 2,587,647	\$ 2,587,647	\$ 236,337,563	\$ -	\$ -	<p>CURRENT YEAR SERVICE AT REDUCED LEVEL</p> <p>This bid funds 28.7 FTEs that provide general legal counsel to the Dallas Police Department and prosecutes all Class C misdemeanors in the municipal courts and handles related criminal law matters in the municipal, magistrate, and community courts.</p> <p>This bid does not fund 1 vacant FTE (Assistant Chief Prosecutor).</p> <p>See also ATT-001-A (line 40)</p>
15	DPD-012	Juvenile Case Managers/First Offender Program	\$ -	\$ -	\$ 236,337,563	\$ -	\$ 462,507	<p>CURRENT YEAR SERVICE</p> <p>This bid funds 7 FTEs who are state-certified juvenile justice counselors that assess juvenile offenders as directed by a judge, conduct classes for youth and parents and make referrals for social services and substance abuse. Payroll costs are wholly funded by a dedicated court fee that cannot be used for any other purpose.</p> <p>This bid is fully reimbursed by the Juvenile Case Managers Fund (\$462,507).</p>

Preliminary and Subject to Change

General Fund: \$ 687,285,269

Symbol	Note
*	Should be funded
#	Bid Information has changed
* #	Should be funded / Bid Information has changed

1	2	3	4	5	6	7	8	
Line	Bid Number	Bid Name	Bid Price	Team Recommended Amount	Running Total	Revenue	Reimbursement	Comments/Impact Statements
16	DPD-001	Police Academy and In-service Training	\$ 15,927,887	\$ 15,927,887	\$ 220,409,676	\$ -	\$ -	<p>CURRENT YEAR SERVICE AT REDUCED LEVEL</p> <p>This bid funds 185.4 FTEs that provide the 33 week basic training for new police recruits, year round in-service training for tenured officers and the Firearms Training Center, which conducts weapons training and annual weapons certifications. In addition, the Citizen's Police Academy is included in this bid.</p> <p>This bid does not fund hiring 87 officers in FY 2013-14 or any officers for attrition in FY 2014-15. This bid also does not fund 20 vacant civilian positions.</p> <p><i>See also DPD-010-D (line 29)</i></p>
17	DPD-008	Police Investigations of Narcotics Related Crimes	\$ 12,706,478	\$ 12,706,478	\$ 207,703,198	\$ -	\$ 276,000	<p>CURRENT YEAR SERVICE</p> <p>This bid funds 126.9 FTEs who investigate cases involving suspects for the illegal selling, buying and possession of dangerous drugs or narcotics for mid and upper level drug distribution.</p> <p>This bid is partially reimbursed by the Narcotics Task Force (\$276,000).</p>
18	PBW-001	Adjudication Office	\$ 462,520	\$ 462,520	\$ 207,240,678	\$ -	\$ -	<p>CURRENT YEAR SERVICE</p> <p>This bid funds 6.4 FTEs offering administrative hearings for civil parking and Safelight citations. An adjudication process is required by the statute allowing automated enforcement cameras, and this simpler procedure keeps these cases off overcrowded criminal dockets.</p>
19	DPD-004	Police Criminal Investigations	\$ 55,332,462	\$ 55,332,462	\$ 151,908,216	\$ -	\$ 236,000	<p>CURRENT YEAR SERVICE</p> <p>This bid funds 501.4 FTEs to investigate all crimes related to the following: homicide, assault, sexual assault, robbery, kidnapping, property and financial theft, domestic violence, offenses involving juveniles and gang activity.</p> <p>This bid is partially reimbursed by various task forces (\$236,000).</p>
20	DPD-011	Police Special Operations	\$ 27,510,921	\$ 27,510,921	\$ 124,397,295	\$ 550,000	\$ 8,475,546	<p>CURRENT YEAR SERVICE</p> <p>This bid funds 305 FTEs in five functions: horse-mounted patrol, helicopters, tactical, traffic and Love Field.</p> <p>This bid is partially reimbursed by Tactical Task Force (\$17,000), Traffic grant (\$1,000,000), Click it or Ticket grant (\$40,000), Impaired Driving grant (\$100,000), and an Aviation reimbursement for operations at Love Field (\$7,318,546). This bid also receives \$550,000 in revenue from the State Fair for patrol activities.</p>

Preliminary and Subject to Change

General Fund: \$ 687,285,269

Symbol	Note
*	Should be funded
#	Bid Information has changed
* #	Should be funded / Bid Information has changed

1	2	3	4	5	6	7	8	
Line	Bid Number	Bid Name	Bid Price	Team Recommended Amount	Running Total	Revenue	Reimbursement	Comments/Impact Statements
21	CTJ-001	Civil Adjudication Court	\$ 441,081	\$ 441,081	\$ 123,956,214	\$ -	\$ -	CURRENT YEAR SERVICE This bid funds 4 FTEs to hear premise and other code violations, and to serve as an appellate court for urban rehabilitation housing offenses, Chapter 27 offenses, Safelight (Red Light Camera) Appeal cases, Parking Appeals, 8-Liners offenses, and Occupation of a Red Tag Structure, and Inactive Officer Badge docket.
22	DPD-003	Police Community Outreach	\$ 1,603,209	\$ 1,603,209	\$ 122,353,005	\$ -	\$ -	CURRENT YEAR SERVICE This bid funds 21.5 FTEs that serve as a liaison between the police department, its employees and the community by establishing and maintaining a positive relationship with the implementation of safety and educational programs such as 10-70-20, a crime reduction initiative focused on meeting the community's needs. The unit also consists of Crisis Intervention, which provides advocacy services to citizens experiencing neglect, domestic violence or mental illness.
23	DFD-008-Z	Special Operations	\$ -	\$ -	\$ 122,353,005	\$ -	\$ 71,367	ENHANCEMENT This bid funds 1 Hazardous Material Assistant Coordinator responsible for maintenance of equipment, training, and equipment procurement for the Haz-Mat program. This bid is fully reimbursed by Stormwater Funds <i>See also DFD-008 (line 10), DFD-008-A (line 42), DFD-008-B (line 57)</i>
# 24	DFD-001	Fire-Rescue Equipment Maintenance and Supply	\$ 8,601,771	\$ 8,601,771	\$ 113,751,234	\$ 175,000	\$ 227,089	CURRENT YEAR SERVICE AT REDUCED LEVEL This bid funds 62 FTEs in the Maintenance Division who design, purchase and maintain the emergency apparatus and ensure uniformed personnel are properly equipped, supplied and clothed for performance of duties. This bid reduces funding for \$232,000 in clothing for new and incoming firefighter exercise/summer uniforms for FY15. This bid is partially reimbursed through the Stormwater Fund (\$227,089). # Funding restored for maintenance supplies (\$218,410). <i>See bid DFD-001-A (line 48), DFD-001-B (line 50), and DFD-001-Z (line 49)</i>

Preliminary and Subject to Change

General Fund: \$ 687,285,269

Symbol	Note
*	Should be funded
#	Bid Information has changed
* #	Should be funded / Bid Information has changed

1	2	3	4	5	6	7	8	
Line	Bid Number	Bid Name	Bid Price	Team Recommended Amount	Running Total	Revenue	Reimbursement	Comments/Impact Statements
25	DPD-006	Police Intelligence	\$ 8,320,657	\$ 8,320,657	\$ 105,430,577	\$ -	\$ 86,500	<p>CURRENT YEAR SERVICE</p> <p>This bid funds 78.5 FTEs who collect, analyze and report crime data and trends, provide dignitary protection, manage felony and parole warrants and administer Dallas' Crime Stoppers program.</p> <p>This bid is partially reimbursed by the Criminal Intelligence Task Force Grant (\$86,500).</p>
26	DPD-007	Police Investigation of Vice Related Crimes	\$ 4,174,934	\$ 4,174,934	\$ 101,255,643	\$ -	\$ 26,000	<p>CURRENT YEAR SERVICE</p> <p>This bid funds 38.5 FTEs who investigate public order offenses such as: prostitution, gambling and obscenity. Vice related offenses can often be associated with theft, robbery, sexual assault and murder; therefore, combating vice related crimes is an essential part of police operations.</p> <p>This bid is partially reimbursed by the Vice Task Force (\$26,000).</p>
27	DPD-002	Police Administrative Support	\$ 28,717,916	\$ 28,717,916	\$ 72,537,727	\$ 16,219,840	\$ 302,809	<p>CURRENT YEAR SERVICE</p> <p>This bid funds a total of 86.7 FTEs in 5 major functions: inventory quartermaster, financial/contract management, facilities management, legal research and process and records services.</p> <p>This bid is partially reimbursed by Stormwater Funds (\$302,809).</p>
28	EBS-003-C	Security Service for City Facilities	\$ -	\$ -	\$ 72,537,727	\$ -	\$ 50,937	<p>ENHANCEMENT</p> <p>This bid funds 1 FTE Security Officer to provide full-time security services to patrol the Trinity Watershed Levee System to assist with the safety and security of TWM levee employees and facilities.</p> <p>This bid is fully reimbursed by Stormwater Funds (\$50,937).</p> <p><i>See also EBS-003 (line 30), EBS-003-A (line 46), EBS-003-B (line 60) and EBS-003-D (line 61)</i></p>

Preliminary and Subject to Change

General Fund: \$ 687,285,269

Symbol	Note
*	Should be funded
#	Bid Information has changed
* #	Should be funded / Bid Information has changed

	1	2	3	4	5	6	7	8	
	Line	Bid Number	Bid Name	Bid Price	Team Recommended Amount	Running Total	Revenue	Reimbursement	Comments/Impact Statements
#	29	DPD-010-D	Police Recruiting and Personnel Service	\$ 13,094,881	\$ 11,982,640	\$ 60,555,087	\$ -	\$ -	<p>BID TO MAINTAIN CURRENT YEAR SERVICE LEVEL</p> <p>Funding for this bid would restore the hiring of 87 officers in FY14 and hire 20 additional officers above attrition that would increase the Department's officer/1,000 citizen ratio to 2.7 per 1,000.</p> <p># Reduced funding to hire 165 total officers instead of 220 in FY15 (\$1,933,206). Added funding to hire 20 public service officers (+\$820,965)</p> <p><i>See bid DPD-001 (line 16), DPD-010 (line 38)</i></p>
	30	EBS-003	Security Service for City Facilities	\$ 3,638,665	\$ 3,638,665	\$ 56,916,422	\$ -	\$ 385,488	<p>CURRENT YEAR SERVICE AT REDUCED LEVEL</p> <p>This bid funds 64.1 FTEs providing building security for 11 City Facilities ensuring the safety of employees and citizens. This bid includes the operation of the 1,439-space City Hall Parking Garage.</p> <p>This bid does not fund \$312,722 in expenses associated with the upgrade of hand-held radio equipment (\$82,000) for security personnel and for relocation and renovation of the EBS Security Dispatch area within City Hall (\$230,722).</p> <p>This bid is partially reimbursed through monies received for: City Hall Garage Security (\$83,684), Security at the Permit Center (\$41,836), Security at Union Station (\$25,427), Special Events (\$35,875) and City Hall Garage Operation (\$198,666).</p> <p><i>See also EBS-003-A (line 46), EBS-003-B (line 60), EBS-003-C (line 28), and EBS-003-D (line 61)</i></p>
#	31	DFD-006-B	Inspection and Life Safety Education	\$ 1,000,000	\$ 917,560	\$ 55,998,862	\$ 1,000,000	\$ -	<p>ENHANCEMENT</p> <p>This bid provides funding for 11 FTEs (\$850,000) to facilitate increased inspections and \$150,000 to fund the department's Fire Smoke Detector program that was previously funded through a grant. The monies would purchase approx. 6,000 smoke detectors and would keep the program operational for 1 year.</p> <p>This bid is projected to generate an additional \$1 million in revenue by increasing inspections on sites with permits from 2.4 years currently, to annually.</p> <p># Reduced expenses for smoke detectors due to a lower price in the City's master agreement (\$82,440).</p> <p><i>See also DFD-006 (line 9), DFD-006-A (line 39)</i></p>

Preliminary and Subject to Change

General Fund: \$ 687,285,269

Symbol	Note
*	Should be funded
#	Bid Information has changed
* #	Should be funded / Bid Information has changed

	1	2	3	4	5	6	7	8	
	Bid Number	Bid Name	Bid Price	Team Recommended Amount	Running Total	Revenue	Reimbursement	Comments/Impact Statements	
	32	MGT-009	Emergency Management Operations	\$ 537,934	\$ 537,934	\$ 55,460,928	\$ -	\$ 230,000	<p>CURRENT YEAR SERVICE</p> <p>This bid funds 6 FTEs responsible for emergency planning and preparedness, inter-agency networks, training and community education.</p> <p>This bid is partially reimbursed by EMPG funds (\$230,000).</p> <p><i>See also MGT-009-A (line 51)</i></p>
#	33	PS-1	Meet & Confer: Across-the-Board Pay	\$ 5,750,000	\$ -	\$ 55,460,928	\$ -	\$ -	<p>ENHANCEMENT</p> <p>Funds anticipated revenue-trigger-based 2.5% across-the-board pay increases for Police and Fire Uniform personnel based on growth in the tax base.</p> <p># Funding allocated to Police and Fire.</p>
#	34	DPD-005-A	Police Field Patrol	\$ 6,340,235	\$ 5,360,102	\$ 50,100,826	\$ -	\$ -	<p>BID TO MAINTAIN CURRENT YEAR SERVICE LEVEL</p> <p>Funds replacement of DPD marked squad cars.</p> <p># Reduced number of squad cars to be replaced to 175 from 207 based on usage of existing fleet (\$980,133).</p> <p><i>See also DPD-005 (line 4)</i></p>
	35	CTS-004	City Detention Center	\$ 1,411,075	\$ 1,411,075	\$ 48,689,751	\$ -	\$ -	<p>CURRENT YEAR SERVICE</p> <p>This bid funds 27 FTEs to operate a secure holding facility for inebriates and Class-C misdemeanor prisoners arrested on warrants. The contract between the City and County bars inebriated prisoners at Lew Sterrett Jail (Dallas County Facility). DPD officers are able to process prisoners within 15 minutes on average at the City Detention Center.</p>
	36	DPD-009	Police Operational Support	\$ 24,391,053	\$ 24,391,053	\$ 24,298,698	\$ 7,057,364	\$ 9,415,000	<p>CURRENT YEAR SERVICE</p> <p>This bid funds 427.4 FTEs serving in four functions: auto pound, communications/dispatch, jail prisoner processing and evidence room management.</p> <p>This bid is partially reimbursed by 911 Funds, NIBIN grant and AFIS Technology Grant (\$9,495,000).</p>
FY14 Adopted Budget (\$676,376,759)									
5/21/14 Funding Line									

Preliminary and Subject to Change

General Fund: \$ 687,285,269

Symbol	Note
*	Should be funded
#	Bid Information has changed
* #	Should be funded / Bid Information has changed

1	2	3	4	5	6	7	8	
Line	Bid Number	Bid Name	Bid Price	Team Recommended Amount	Running Total	Revenue	Reimbursement	Comments/Impact Statements
37	DFD-007	Fire Training and Recruitment	\$ 13,089,502	\$ 13,089,502	\$ 11,209,196	\$ -	\$ -	<p>CURRENT YEAR SERVICE AT REDUCED LEVEL</p> <p>This bid funds 182 FTEs who provide recruitment, selection, screening, hiring, and training of new fire and rescue officers. The Training and Support Services Bureau also facilitates professional development opportunities for incumbent firefighters and officers, and manages the Wellness-Fitness Program designed to prevent and/or detect life-threatening diseases.</p> <p>This bid does not fund \$114,000 for physical exams as part of the department's Wellness program. This reduces exams for 1 Battalion.</p> <p><i>See bid DFD-007-A (line 44) and DFD-007-B (line 56)</i></p>
38	DPD-010	Police Recruiting and Personnel Service	\$ 7,546,735	\$ 7,546,735	\$ 3,662,461	\$ -	\$ -	<p>CURRENT YEAR SERVICE</p> <p>This bid funds 69.2 FTEs to recruit applicants, conduct Safety Team activities, administer employee relations programs and funds and oversee the volunteer Reserve Battalion.</p> <p><i>See bid DPD-001 (line 16) and DPD-010-D (line 29)</i></p>
39	DFD-006-A	Inspection and Life Safety Education	\$ 545,037	\$ 545,037	\$ 3,117,424	\$ -	\$ -	<p>BID TO MAINTAIN CURRENT YEAR SERVICE LEVEL</p> <p>This bid restores funding to 9 sworn FTEs who develop and enforce the Fire Code and work to prevent fires, which includes making approximately 3,500 educational presentations to civic groups, conducting 40,000 fire inspections, and the installation of 5,400 smoke detectors annually.</p> <p><i>See also DFD-006 (line 9), and DFD-006-B (line 31)</i></p>
40	ATT-001-A	Police Legal Liaison & Prosecution	\$ 73,940	\$ 73,940	\$ 3,043,484	\$ -	\$ -	<p>BID TO MAINTAIN CURRENT YEAR SERVICE LEVEL</p> <p>This bid restores funding for 1 FTE, an Assistant Chief Prosecutor, who helps the City effectively prosecute cases and ensures that citations issued by police, fire, code and other departments are fully litigated and that citizens filing outside complaints obtain their due redress.</p> <p><i>See also ATT-001 (line 14)</i></p>

Preliminary and Subject to Change

General Fund: \$ 687,285,269

Symbol	Note
*	Should be funded
#	Bid Information has changed
* #	Should be funded / Bid Information has changed

1	2	3	4	5	6	7	8		
Line	Bid Number	Bid Name	Bid Price	Team Recommended Amount	Running Total	Revenue	Reimbursement	Comments/Impact Statements	
41	DFD-010-B	Fire and Rescue Emergency Response	\$ 130,500	\$ 130,500	\$ 2,912,984	\$ -	\$ -	ENHANCEMENT This bid funds \$130,500 required for a contract increase with UT Southwestern for state-mandated initial paramedic training and continuing education for 51 officers annually. <i>See also DFD-010 (line 3), DFD-010-A (line 45), DFD-010-C (line 53), DFD-010-Z (line 54), DFD-010-Y (line 52), DFD-010-X (line 58)</i>	
42	DFD-008-A	Special Operations	\$ 30,505	\$ 30,505	\$ 2,882,479	\$ -	\$ -	BID TO MAINTAIN CURRENT YEAR SERVICE LEVEL This bid restores \$30,505 in funding for specialized training for Special Ops-type events such as haz-mat, urban search and rescue, and swift water rescues. <i>See also DFD-008 (line 10), DFD-008-B (line 57), and DFD-008-Z (line 23)</i>	
43	DFD-005-A	Fire Dispatch and Communications	\$ 182,679	\$ 182,679	\$ 2,699,800	\$ -	\$ -	BID TO MAINTAIN CURRENT YEAR SERVICE LEVEL This bid restores funding for 2 FTE positions; 1 technical services FTE and 1 GIS FTE, as well as \$10,000 in Overtime costs. These positions provide data communications service, hardware/software maintenance and GIS mapping services used to assist with emergency response. <i>See also DFD-005 (line 12) and DFD-005-B (line 55)</i>	
44	DFD-007-A	Fire Training and Recruitment	\$ 114,000	\$ 114,000	\$ 2,585,800	\$ -	\$ -	BID TO MAINTAIN CURRENT YEAR SERVICE LEVEL This bid restores funding for physical exams for 1 Battalion for the early detection of health issues for firefighters. <i>See bid DFD-007 (line 37) and DFD-007-B (line 56)</i>	
6/18/14 Funding Line									
*	45	DFD-010-A	Fire and Rescue Emergency Response	\$ 8,825,091	\$ 8,825,091	\$ (6,239,291)	\$ -	\$ -	BID TO MAINTAIN CURRENT YEAR SERVICE LEVEL This bid restores \$783,758 in overtime and \$763,432 used to pay for consultants for the annual Medicaid supplemental payment reimbursement. <i>See also DFD-010 (line 3), DFD-010-B (line 41), DFD-010-C (line 53), DFD-010-Z (line 54), and DFD-010-Y (line 52), DFD-010-X (line 58)</i>

Preliminary and Subject to Change

General Fund: \$ 687,285,269

Symbol	Note
*	Should be funded
#	Bid Information has changed
* #	Should be funded / Bid Information has changed

1	2	3	4	5	6	7	8	
Line	Bid Number	Bid Name	Bid Price	Team Recommended Amount	Running Total	Revenue	Reimbursement	Comments/Impact Statements
* 46	EBS-003-A	Security Service for City Facilities	\$ 312,722	\$ 312,722	\$ (6,552,013)	\$ -	\$ -	<p>BID TO MAINTAIN CURRENT YEAR SERVICE LEVEL</p> <p>Bid restores \$312,722 in funding for expenses associated with the replacement and upgrade of Security hand-held radio equipment and for the renovation and relocation of the EBS Security Dispatch area within City Hall.</p> <p><i>See also EBS-003 (line 30), EBS-003-B (line 60), EBS-003-C (line 28), and EBS-003-D (line 61)</i></p>
* 47	CTJ-004-A	Municipal Judges/Cases Docketed	\$ 140,946	\$ 140,946	\$ (6,692,959)	\$ -	\$ -	<p>BID TO MAINTAIN CURRENT YEAR SERVICE LEVEL</p> <p>This bid restores funding for 1.2 FTEs (6 associate part-time municipal judges).</p> <p><i>See also bid CTJ-004 (line 6)</i></p>
* 48	DFD-001-A	Fire-Rescue Equipment Maintenance and Supply	\$ 232,000	\$ 232,000	\$ (6,924,959)	\$ -	\$ -	<p>BID TO MAINTAIN CURRENT YEAR SERVICE LEVEL</p> <p>This bid restores \$232,000 for current and incoming firefighters' exercise and summer uniforms.</p> <p><i>See also DFD-001 (line 24), DFD-001-B (line 50), DFD-001-Z (line 49)</i></p>
49	DFD-001-Z	Fire-Rescue Equipment Maintenance and Supply	\$ -	\$ 218,410	\$ (7,143,369)	\$ -	\$ -	<p>ENHANCEMENT</p> <p>This bid funds increases for vehicle parts (\$60,359), replacement tires (\$43,999) and medical/pharmaceutical supplies (\$64,052).</p> <p>This bid also funds the replacement of two generators (\$50,000) which are between 40-60 years old.</p> <p><i>See also DFD-001 (line 24), DFD-001-A (line 48) and DFD-001-B (line 50)</i></p>
50	DFD-001-B	Fire-Rescue Equipment Maintenance and Supply	\$ 603,429	\$ 603,429	\$ (7,746,798)	\$ -	\$ -	<p>ENHANCEMENT</p> <p>Bid provides funding for 9 Auto/Repair Mechanic FTEs that will maintain fire apparatus and increase the amount of time needed between scheduled maintenance.</p> <p>This bid also funds 1 Auto Body Repairer to address repairs on apparatus involved in collisions.</p> <p><i>See also DFD-001 (line 24), DFD-001-A (line 48), DFD-001-Z (line 49)</i></p>

Preliminary and Subject to Change

General Fund: \$ 687,285,269

Symbol	Note
*	Should be funded
#	Bid Information has changed
* #	Should be funded / Bid Information has changed

1	2	3	4	5	6	7	8	
Line	Bid Number	Bid Name	Bid Price	Team Recommended Amount	Running Total	Revenue	Reimbursement	Comments/Impact Statements
51	MGT-009-A	Emergency Management Operations	\$ 81,868	\$ 81,868	\$ (7,828,666)	\$ -	\$ -	<p>ENHANCEMENT</p> <p>This bid funds 1 FTE who would serve as the Assistant Emergency Operations Coordinator. This position would be responsible to direct staff and serve as the second-in-command and take over command in the absence of the Emergency Management Coordinator.</p> <p><i>See also MGT-009 (line 32)</i></p>
52	DFD-010-Y	Fire and Rescue Emergency Response	\$ -	\$ 220,736	\$ (8,049,402)	\$ -	\$ -	<p>ENHANCEMENT</p> <p>This bid funds 3 Coordinator positions for the Financial Services Bureau to address internal control issues and services for DFR financials to ensure wise use of resources.</p> <p><i>See also DFD-010 (line 3), DFD-010-A (line 45), DFD-010-B (line 41), DFD-010-C (line 53), DFD-010-Z (line 54), and DFD-010-X (line 58)</i></p>
53	DFD-010-C	Fire and Rescue Emergency Response	\$ 7,706,668	\$ 2,166,988	\$ (10,216,390)	\$ -	\$ -	<p>ENHANCEMENT</p> <p>This bid funds a total of 29 FTEs including personnel, overtime, and equipment for Cypress Waters to bring response times to DFR standards.</p> <p><i>See also DFD-010 (line 3), DFD-010-A (line 45), DFD-010-B (line 41), DFD-010-Z (line 54), DFD-010-Y (line 52), and DFD-010-X (line 58)</i></p>
54	DFD-010-Z	Fire and Rescue Emergency Response	\$ -	\$ 4,567,733	\$ (14,784,123)	\$ -	\$ -	<p>ENHANCEMENT</p> <p>This bid funds additional resources for the Emergency Medical Service (EMS) Bureau including \$1.7 million to permanently fund EMS training for an additional 69 firefighters a year and \$175,950 for the contractual increase with UT Southwestern related to this training.</p> <p>This bid also funds \$1 million for EMS software and data exchange that will monitor ambulance safety and vehicle status along with on-board equipment tracking that could reduce the City's liability for lost protected health information.</p> <p>This bid provides funding to convert 15 swing Lieutenant positions to 5 additional EMS field supervisors on each of the 3 shifts, and funds one equipment manager to manage the EMS equipment inventory and maintenance.</p> <p><i>See also DFD-010 (line 3), DFD-010-A (line 45), DFD-010-B (line 41), DFD-010-C (line 53), DFD-010-X (line 58), and DFD-010-Y (line 52)</i></p>

Preliminary and Subject to Change

General Fund: \$ 687,285,269

Symbol	Note
*	Should be funded
#	Bid Information has changed
* #	Should be funded / Bid Information has changed

1	2	3	4	5	6	7	8	
Line	Bid Number	Bid Name	Bid Price	Team Recommended Amount	Running Total	Revenue	Reimbursement	Comments/Impact Statements
55	DFD-005-B	Fire Dispatch and Communications	\$ 645,948	\$ 645,948	\$ (15,430,071)	\$ -	\$ -	<p>ENHANCEMENT</p> <p>This bid provides funding for 4 additional FTEs in the call center to assist with the implementation of the department's tiered EMS dispatch delivery service. This would add 1 FTE per shift to assist with call volumes as new procedures are implemented.</p> <p><i>See also DFD-005 (line 12), DFD-005-A (line 43)</i></p>
56	DFD-007-B	Fire Training and Recruitment	\$ 1,861,393	\$ 1,861,393	\$ (17,291,464)	\$ -	\$ -	<p>ENHANCEMENT</p> <p>This bid provides funding for an additional 12 new recruits (\$724,634) to address attrition and 1 Captain (\$114,622) to serve as liaison with the Texas Commission on Fire Protection and to ensure each DFR member has met state and federally mandated continuing education requirements.</p> <p>This bid also funds \$551,164 for the replacement of an air compressor for self breathing apparatus equipment and the replacement and/or repair of air cylinders, breathing equipment and thermal imaging equipment.</p> <p>This bid funds \$91,500 for 50 laptops to be used for training purposes and additional upgrades to classroom facilities to reduce the need for off-site testing.</p> <p>This bid requests \$325,975 for additional physical exams/fitness testing of DFR members, and requests \$53,500 for the repair/replacement of exercise equipment at the training facility and at fire stations.</p> <p><i>See also DFD-007 (line 37) and DFD-007-A (line 44)</i></p>
57	DFD-008-B	Special Operations	\$ 956,634	\$ 956,634	\$ (18,248,098)	\$ -	\$ -	<p>ENHANCEMENT</p> <p>This bid funds 4 FTEs that will manage equipment inventory and maintenance for the special operations division including a Captain and a dedicated mechanic for the Aircraft Rescue and Firefighting (ARFF) apparatus.</p> <p><i>See also DFD-008 (line 10), DFD-008-A (line 42), and DFD-008-Z (line 23)</i></p>

Preliminary and Subject to Change

General Fund: \$ 687,285,269

Symbol	Note
*	Should be funded
#	Bid Information has changed
* #	Should be funded / Bid Information has changed

1	2	3	4	5	6	7	8	
Line	Bid Number	Bid Name	Bid Price	Team Recommended Amount	Running Total	Revenue	Reimbursement	Comments/Impact Statements
58	DFD-010-X	Fire and Rescue Emergency Response	\$ -	\$ 751,211	\$ (18,999,309)	\$ -	\$ -	<p>ENHANCEMENT</p> <p>This bid funds \$751,211 for the Pre-Incident Planning and Fire Inspection Project. This project will provide DFR with a comprehensive electronic pre-incident planning system which will enhance safety for both first-responders and citizens.</p> <p><i>See also DFD-010 (line 3), DFD-010-A (line 45), DFD-010-B (line 41), DFD-010-C (line 53), DFD-010-Z (line 54), and DFD-010-Y (line 52)</i></p>
59	CVS-003-C	Analysis/Development and Validation	\$ 200,000	\$ 200,000	\$ (19,199,309)	\$ -	\$ -	<p>ENHANCEMENT</p> <p>This bid funds a study of Police job analyses which are over 10 years old and must be revised in order to develop job-related tests that reflect current in-depth job information about the ranks.</p>
60	EBS-003-B	Security Service for City Facilities	\$ 775,000	\$ 775,000	\$ (19,974,309)	\$ -	\$ -	<p>ENHANCEMENT</p> <p>This bid provides funding to add to current capital funding sources for the enhancement and integration of access control and fire alarm systems for City Hall and other City facilities.</p> <p><i>See also EBS-003 (line 30), EBS-003-A (line 46), EBS-003-C (line 28), and EBS-003-D (line 61)</i></p>
61	EBS-003-D	Security Service for City Facilities	\$ 26,000	\$ 26,000	\$ (20,000,309)	\$ -	\$ -	<p>ENHANCEMENT</p> <p>This bid funds additional on-site security to support increased hours at the WDMC Community Center.</p> <p><i>See also EBS-003 (line 30), EBS-003-A (line 46), EBS-003-B (line 60), and EBS-003-C (line 28)</i></p>
62	CTS-002-A	Municipal Court Services	\$ 391,769	\$ 391,769	\$ (20,392,078)	\$ -	\$ -	<p>BID TO MAINTAIN CURRENT YEAR SERVICE LEVEL</p> <p>This bid restores 8 vacant FTEs (\$362,925), \$10,421 in supplies and \$18,423 in Misc. Special Services and recommends the reduction of three morning and afternoon courtroom dockets at 2014 Main Street due to lower citation volumes.</p> <p>The department does not recommend the restoration of funds.</p> <p><i>See also CTS-002 (line 2) and CTS-002-B (line 5)</i></p>

Preliminary and Subject to Change

General Fund: \$ 105,662,087

Symbol	Note
*	Should be funded
#	Bid Information has changed
* #	Should be funded / Bid Information has changed

1	2	3	4	5	6	7	8	
Line	Bid Number	Bid Name	Bid Price	Team Recommended Amount	Running Total	Revenue	Reimbursement	Comments/Impact Statements
1	ECO-003	Area Redevelopment	\$ 125,511	\$ 125,511	\$ 105,536,576	\$ -	\$ 773,867	<p>CURRENT YEAR SERVICE</p> <p>This bid funds 11 FTEs who promote dense, mixed use, and pedestrian friendly development in Dallas neighborhoods by coordinating and implementing redevelopment efforts within Tax Increment Financing Districts (TIF), Public Improvement Districts (PID), and Municipal Management Districts (MMDs). These redevelopment efforts provide a cost-effective way to significantly increase property tax values and revenues in non-producing areas.</p> <p>This bid is partially reimbursed by the City of Dallas Regional Center (\$103,076), Tax Increment Financing District funds (\$570,791), and New Markets Tax Credit funds (\$100,000).</p>
# 2	STS-002	Street Lighting	\$ 18,946,794	\$ 17,920,448	\$ 87,616,128	\$ 743,000	\$ -	<p>CURRENT YEAR SERVICE</p> <p>This bid funds the electricity and maintenance for 89,506 street lights on city streets and freeways through a Street Lighting Agreement with ONCOR. The Agreement requires the City to pay operation and maintenance charges for all street lights owned by ONCOR. This bid also funds 1 FTE (Street Light Manager) to manage this service and various contracts currently in effect related to the tunnel below Klyde Warren Park, including 24-hour surveillance, fire inspections, and maintenance of generators, lights, and jet engine exhaust fans.</p> <p># Reduced expenses (\$1,026,346).</p>
3	ECO-004	Business Development	\$ 127,931	\$ 127,931	\$ 87,488,197	\$ -	\$ 1,008,309	<p>CURRENT YEAR SERVICE AT A REDUCED LEVEL</p> <p>This bid funds 10 FTEs who support job creation, business expansion and retention, and private investment targeted at increasing the City's tax base that are necessary for a thriving, local economy through the use of marketing, communication, and public-private incentive strategies.</p> <p>This bid does not fund 1 FTE (Senior Coordinator).</p> <p>This bid is partially reimbursed by Tax Increment Financing District (\$133,603), City of Dallas Regional Center (\$132,590), Public/Private Partnership Funds (\$592,116), and Aviation Project funds (\$150,000).</p> <p><i>See also ECO-004-A (Line 34)</i></p>

Preliminary and Subject to Change

General Fund: \$ 105,662,087

Symbol	Note
*	Should be funded
#	Bid Information has changed
* #	Should be funded / Bid Information has changed

1	2	3	4	5	6	7	8	
Line	Bid Number	Bid Name	Bid Price	Team Recommended Amount	Running Total	Revenue	Reimbursement	Comments/Impact Statements
4	PBW-002	Capital Facilities	\$ 1,550,826	\$ 1,550,826	\$ 85,937,371	\$ -	\$ 1,038,130	<p>CURRENT YEAR SERVICE</p> <p>This bid funds 20.2 FTEs for the planning, management, and maintenance of over \$600M in capital facility projects that support economic growth, business attraction, retention, and quality of life in Dallas. Projects include the Dallas Convention Center Improvement Program, the Love Field Modernization and Airport Systems, and 12 new City facilities from the 2003/2006 bond programs.</p> <p>This bid is partially reimbursed by Aviation (\$495,067), Convention Center (\$385,580), and Bond project funds (\$157,483).</p>
5	ECO-001	Economic Development Major Projects & Other Programs	\$ 365,196	\$ 365,196	\$ 85,572,175	\$ -	\$ 347,065	<p>CURRENT YEAR SERVICE</p> <p>This bid funds 5 FTEs who work to stimulate recruitment of international businesses and foreign investors to Dallas, primarily through promotion of the City of Dallas Regional Center (CDRC) EB-5 Program, the International Inland Port of Dallas, and other marketing efforts. The objective is to increase the City's tax base and increase the number of jobs available to City residents. This bid also funds a contract agreement with the World Affairs Council of Dallas/Fort Worth to promote Dallas' economic interests internationally by hosting international visitors and trade delegations, business referrals, and representing the City in official international activities.</p> <p>For FY15, the bids for International Business Development, International Inland Port Development, and Protocol/World Affairs Council Contract were combined with this service.</p> <p>This bid is partially reimbursed by the City of Dallas Regional Center (\$247,252), Tax Increment Financing District (\$20,000), and Public/Private Partnership Funds (\$79,813).</p>

Preliminary and Subject to Change

General Fund: \$ 105,662,087

Symbol	Note
*	Should be funded
#	Bid Information has changed
* #	Should be funded / Bid Information has changed

1	2	3	4	5	6	7	8	
Line	Bid Number	Bid Name	Bid Price	Team Recommended Amount	Running Total	Revenue	Reimbursement	Comments/Impact Statements
6	STS-003	Traffic Safety and Congestion Management	\$ 4,509,082	\$ 4,509,082	\$ 81,063,093	\$ 55,400	\$ 360,190	<p>CURRENT YEAR SERVICE</p> <p>This bid funds 29.8 FTEs to oversee the design and operation of traffic control devices and daily engineering field studies aimed at preventing accidents, reducing congestion and improving way-finding on city streets. This bid also includes \$1.3M for the Advanced Transportation Management System project at the City's Traffic Management Center.</p> <p>This service is partially reimbursed by TXDOT (\$355,760), Dallas Water Utilities (\$7,500), bond project funds (\$6,330) and private fund projects (\$10,600).</p> <p><i>See also STS-003-A (Line 44), STS-003-C (Line 41), STS-003-E (Line 39), and STS-003-Z (Line 55)</i></p>
7	PBW-005	Transportation Planning	\$ 2,004,490	\$ 2,004,490	\$ 79,058,603	\$ 2,200	\$ 16,360	<p>CURRENT YEAR SERVICE</p> <p>This bid funds 14.6 FTEs to develop infrastructure plans for mobility projects that will: 1) facilitate the movement of people and goods across bicycle lanes, pedestrian pathways, and roadways, 2) support economic growth, and 3) enhance sustainable development in Dallas.</p> <p>This bid is partially reimbursed by TXDOT (\$16,360).</p> <p><i>See also PBW-005-B (Line 50)</i></p>
8	STS-006	Street Repair Division - Asphalt	\$ 13,196,604	\$ 13,196,604	\$ 65,861,999	\$ -	\$ 564,759	<p>CURRENT YEAR SERVICE</p> <p>This bid funds 113.8 FTEs who perform major maintenance repairs on approximately 6,200 lane miles of asphalt streets and 1,200 miles of paved alleys per customer service requests and the Street Rehabilitation and Street Restoration Programs.</p> <p>This service has no reductions and maintains FY14 services levels, which include:</p> <ul style="list-style-type: none"> - 12 lane miles of Street Restoration - 30 lane miles of Street Rehabilitation - 60 lane miles of Full-Depth Asphalt Repair <p>This service is partially reimbursed by Storm Water Funds (\$564,759).</p>

Preliminary and Subject to Change

General Fund: \$ 105,662,087

Symbol	Note
*	Should be funded
#	Bid Information has changed
* #	Should be funded / Bid Information has changed

1	2	3	4	5	6	7	8	
Line	Bid Number	Bid Name	Bid Price	Team Recommended Amount	Running Total	Revenue	Reimbursement	Comments/Impact Statements
9	STS-007	Street Repair Division - Concrete	\$ 17,716,147	\$ 17,716,147	\$ 48,145,852	\$ -	\$ 902,304	<p>CURRENT YEAR SERVICE</p> <p>This bid funds 144.2 FTEs who maintain approximately 5,500 lane miles of concrete streets and 1,200 miles of paved alleys per customer service requests and the Partial Reconstruction Program.</p> <p>This service has no reductions and maintains FY14 service levels which include 80 lane miles of Partial Reconstruction.</p> <p>This service is partially reimbursed by Storm Water Funds (\$902,304).</p>
10	PBW-008	Pavement Management	\$ 260,523	\$ 260,523	\$ 47,885,329	\$ -	\$ -	<p>CURRENT YEAR SERVICE</p> <p>This bid funds 3.2 FTEs who collect data on the condition of streets and alleys throughout Dallas to determine and prioritize candidates for bond program projects and annual street maintenance. Pavement management balances preservation, maintenance and reconstruction needs by identifying the most cost-effective investment of tax dollars in order to maximize the usability of each street and alley.</p>
11	STS-001	Service Maintenance Areas	\$ 11,133,997	\$ 11,133,997	\$ 36,751,332	\$ -	\$ 3,939,625	<p>CURRENT YEAR SERVICE</p> <p>This bid funds 222.3 FTEs to provide daily routine maintenance and repairs associated with City streets, alleys, rights-of-way, and the storm drainage system. Services include storm water inlet cleaning, removal of litter & illegal dumping on City R.O.W., removal of trees, debris, and ice during severe weather events, graffiti and shopping cart removal, mowing of city-owned surplus property and floodway management areas, and the crack sealing program.</p> <p>This bid is partially reimbursed by Storm Water Funds (\$3,939,625).</p> <p><i>See also STS-001-A (Line 46) and STS-001-B (Line 43)</i></p>
12	STS-004	Traffic Operations Maintenance	\$ 7,323,947	\$ 7,323,947	\$ 29,427,385	\$ 52,000	\$ 872,149	<p>CURRENT YEAR SERVICE</p> <p>This bid funds 66 FTEs who provide for the safe and efficient flow of traffic by installing and maintaining traffic signals, signs, pavement markings and overseeing the contract for pavement.</p> <p>This service is partially reimbursed by TxDOT Bond Funds (\$130,850), TxDOT State Maintenance Agreement (\$345,350), and City Departments (\$395,949).</p> <p><i>See also STS-004-A (Line 42), STS-004-B (Line 52), and STS-004-Z (Line 53)</i></p>

Preliminary and Subject to Change

General Fund: \$ 105,662,087

Symbol	Note
*	Should be funded
#	Bid Information has changed
* #	Should be funded / Bid Information has changed

1	2	3	4	5	6	7	8	
Line	Bid Number	Bid Name	Bid Price	Team Recommended Amount	Running Total	Revenue	Reimbursement	Comments/Impact Statements
13	DEV-004	Real Estate and Relocation	\$ 439,694	\$ 439,694	\$ 28,987,691	\$ 2,380,725	\$ 1,729,486	<p>CURRENT YEAR SERVICE</p> <p>This bid funds 26.7 FTES responsible for 1) acquiring easements and property for public use, 2) providing assistance to qualified individuals and businesses displaced as a result of public acquisitions and 3) assisting property owners and developers in obtaining abandonments, licenses and leases, and processing the sale of tax foreclosed and surplus City properties.</p> <p>For FY15, the bids for Real Estate for Public Development, Real Estate for Private Development, and Relocation were combined into one bid.</p> <p>This service is partially reimbursed through a combination of Public Works (\$482,631), Dallas Water Utilities, (\$430,346), Abandonments (\$243,879), Tax Foreclosed Sales (\$116,377), Parks and Recreation (\$98,939), Private Development (\$94,072), Surplus Sales (\$80,142), Naval Air Station (\$72,268), Leases (\$76,383), Trinity Watershed Management (\$24,389), and Housing (\$10,060).</p>
14	CCS-004	Regulation and Enforcement of For Hire Transportation	\$ 892,884	\$ 892,884	\$ 28,094,807	\$ 1,003,420	\$ -	<p>CURRENT YEAR SERVICE</p> <p>This bid funds 12 FTEs to oversee for-hire transportation services such as taxicabs, limousines, shuttle, transfer ambulance, and emergency wreckers. Services provided include criminal history checks for company owners & drivers, vehicle inspections, verification of insurance coverage and field inspections and complaint resolution.</p> <p>Expenses related to this service are recovered through permit and license fee revenues (\$1,003,420).</p> <p><i>See also CCS-004-B (Line 47) and CCS-004-C (Line 32)</i></p>

Preliminary and Subject to Change

General Fund: \$ 105,662,087

Symbol	Note
*	Should be funded
#	Bid Information has changed
* #	Should be funded / Bid Information has changed

1	2	3	4	5	6	7	8	
Line	Bid Number	Bid Name	Bid Price	Team Recommended Amount	Running Total	Revenue	Reimbursement	Comments/Impact Statements
15	HOU-005	Home Ownership/Development	\$ 349,717	\$ 349,717	\$ 27,745,090	\$ 315,000	\$ -	<p>CURRENT YEAR SERVICE</p> <p>This bid provides CDBG funds for housing programs that aim to increase homeownership in Dallas, stabilize strategically targeted neighborhoods, expand Dallas' property tax base, and provide affordable housing, primarily in the form of loans, grants, and subsidies to potential low-income homebuyers, certified Community Housing Development Organizations (CHDOS), and affordable housing developers. In addition, this bid funds 4 FTEs responsible for identifying, acquiring, and selling Land Bank properties to developers for development into affordable, single-family homes.</p> <p>For FY15, the bids for Urban Land Bank, Support for Housing Development Program, Housing Development Loan, Housing Services, Mortgage Assistance Program, Neighborhood Enhancement Program, Neighborhood Investment Program-Infrastructure Improvements, Neighborhood Non-Profits Housing Development (CHDO Development Loans), Residential Development Acquisition Loans, and Community Based Development Organizations (CBDO) were combined into one bid.</p> <p>This bid is partially funded by CDBG funds (\$6,607,878) and HOME funds (\$800,000).</p> <p><i>See also HOU-005-A (Line 40) and HOU-005-B (Line 54)</i></p>
16	MGT-011	Dallas CityDesign Studio	\$ 472,140	\$ 472,140	\$ 27,272,950	\$ -	\$ 110,037	<p>CURRENT YEAR SERVICE</p> <p>This bid funds 5 FTEs focused on improving the built environment and quality of life along the Trinity River and within Dallas, and raising overall design awareness within the City. The Studio provides input and direction on important public works and development projects through the Urban Design Peer Review Panel, LINC initiative, charrettes, and outreach programs.</p> <p>This bid is partially reimbursed by Dallas Urban Design Studio Funds (\$110,037).</p> <p><i>See also MGT-011-A (Line 31)</i></p>

Preliminary and Subject to Change

General Fund: \$ 105,662,087

Symbol	Note
*	Should be funded
#	Bid Information has changed
* #	Should be funded / Bid Information has changed

1	2	3	4	5	6	7	8	
Line	Bid Number	Bid Name	Bid Price	Team Recommended Amount	Running Total	Revenue	Reimbursement	Comments/Impact Statements
17	DEV-014	Strategic Land Use	\$ 434,741	\$ 434,741	\$ 26,838,209	\$ -	\$ -	<p>CURRENT YEAR SERVICE</p> <p>This bid funds 4.9 FTEs to support the goals of the ForwardDallas! Comprehensive plan and strategically plan to meet land use, transportation, and infrastructure demands associated with urban growth and other strategic opportunity areas identified by Council. In FY 2014-15, staff will work to complete the Housing Plus Plan, schedule two neighborhood plans for CPC briefings, and conclude conceptual design process for three complete streets projects.</p> <p><i>See also DEV-014-B (Line 38)</i></p>
18	TWM-001	Trinity River Corridor Implementation and Event Management	\$ 702,335	\$ 702,335	\$ 26,135,874	\$ 26,000	\$ 877,764	<p>CURRENT YEAR SERVICE AT REDUCED LEVEL</p> <p>This bid funds 13.2 FTEs who oversee design and construction activities related to the Trinity River Corridor Project and coordinate the implementation of funding related to the City's 1998 Bond Program and over \$1 billion in funding from partner agencies. This bid also includes funding for the staffing, programming, and marketing of the Continental Avenue Bridge which will open in June 2014. The Trinity River Corridor Project encompasses many of the elements needed to achieve an improved quality of life for Dallas residents, including flood protection, recreational amenities, environmental restoration/preservation, strategic transportation improvements, and economic development.</p> <p>This bid is partially reimbursed by Storm Water (\$877,764).</p> <p><i>See also TWM-001-A (Line 37)</i></p>
19	PBW-006	Capital and Interagency Planning and Programming	\$ 1,694,323	\$ 1,694,323	\$ 24,441,551	\$ 101,025	\$ 5,191,349	<p>CURRENT YEAR SERVICE</p> <p>This bid funds 86.2 FTEs who plan, design, construct, inspect, review petitions, and coordinate interagency funding for street related capital improvement projects vital to Dallas' economic growth such as barrier-free ramps, sidewalks, alleys, streets, trails and bridges.</p> <p>This bid is partially reimbursed by CIP funds (\$3,456,105), Storm Water (\$678,239), and Dallas Water Utilities (\$1,057,005).</p> <p><i>See also PBW-006-A (Line 48)</i></p>

Preliminary and Subject to Change

General Fund: \$ 105,662,087

Symbol	Note
*	Should be funded
#	Bid Information has changed
* #	Should be funded / Bid Information has changed

1	2	3	4	5	6	7	8	
Line	Bid Number	Bid Name	Bid Price	Team Recommended Amount	Running Total	Revenue	Reimbursement	Comments/Impact Statements
20	ECO-005	Small Business Initiatives	\$ 324,347	\$ 324,347	\$ 24,117,204	\$ -	\$ 669,871	<p>CURRENT YEAR SERVICE</p> <p>This bid funds 8.7 FTEs who provide direct assistance and support to small business start-ups and expansions, particularly those located in underserved areas such as South Dallas, whose successes help create/ retain jobs and add to the City's tax base. This bid also provides funding for the South Dallas Fair Park Trust Fund (SD/FPTF) which increases opportunities for economic growth and neighborhood vitality in the Fair Park service area through the use of small business loans and grants to community organizations.</p> <p>For FY15, the bid for South Dallas/Fair Park Trust Fund was combined with this service.</p> <p>This bid is partially reimbursed by Tax Increment Financing District (\$50,030), City of Dallas Regional Center (\$20,801), New Markets Tax Credits (\$116,305), Public/Private Partnerships (\$246,256), Source Link Program funds (\$207,473), and South Dallas/Fair Park Trust Funds (\$29,006).</p>
21	ECO-006	Dallas Film Commission	\$ 213,609	\$ 213,609	\$ 23,903,595	\$ 120,000	\$ 201,566	<p>CURRENT YEAR SERVICE</p> <p>This bid funds 5 FTEs who recruit film, TV, and other creative industries to Dallas through meetings, trade press, event sponsorships, marketing, networking, and helping to expedite approvals/permits. Attracting creative industries to Dallas is projected to translate to \$93M in direct spending in FY15, increased tourism, and greater public exposure.</p> <p>This bid is partially reimbursed by the Dallas Convention Center (\$70,000), Public/Private Partnership Funds (\$88,268), and Creative Industries Funds (\$43,298).</p>
22	PKR-006	Operation & Maintenance of Fair Park	\$ 10,628,771	\$ 10,628,771	\$ 13,274,824	\$ 2,652,644	\$ -	<p>CURRENT YEAR SERVICE</p> <p>This bid funds 59.6 FTEs for operation, maintenance, and event sales at Fair Park, one of Dallas' premier tourist destinations bringing over 5.3M visitors a year to Dallas and generating an economic impact in excess of \$100M. In addition, the bid funds three collegiate football game stipends and a stipend to the Heart of Dallas Bowl.</p>

Preliminary and Subject to Change

General Fund: \$ 105,662,087

Symbol	Note
*	Should be funded
#	Bid Information has changed
* #	Should be funded / Bid Information has changed

1	2	3	4	5	6	7	8	
Line	Bid Number	Bid Name	Bid Price	Team Recommended Amount	Running Total	Revenue	Reimbursement	Comments/Impact Statements
23	PBW-007	Street Cut and Right-of-Way Management (Cut Control)	\$ 236,068	\$ 236,068	\$ 13,038,756	\$ 18,000	\$ 374,790	<p>CURRENT YEAR SERVICE</p> <p>This bid funds 10.7 FTEs who manage the street cut permit system, review public infrastructure construction plans (i.e. water, sewer, storm drainage, paving, electric, gas, phone, cable TV and communication facilities), inspect permitted locations, and issue written notices and citations for non-compliance to meet citizens' safety and quality expectations and support economic growth.</p> <p>This bid is partially reimbursed by Dallas Water Utilities/Street Cut Permits and Right-of-Way (\$338,790) and Building Inspection (\$36,000).</p>
24	ECO-002	Economic Development Research and Information Services	\$ 22,381	\$ 22,381	\$ 13,016,375	\$ -	\$ 545,468	<p>CURRENT YEAR SERVICE</p> <p>This bid funds 6.3 FTEs who provide the City Council and City management with statistical research and data to make informed business and economic development decisions that impact business investments, job growth, and tax base expansion in Dallas. These services also help investors see the benefits of Dallas, and help City departments plan for future infrastructure needs. This bid also funds access to necessary research databases and software.</p> <p>This bid is mostly reimbursed by Tax Increment Financing District (\$26,554), City of Dallas Regional Center (\$90,367), and Public Private Partnership Funds (\$428,547).</p> <p><i>See also ECO-002-A (Line 49)</i></p>
25	STS-005	Rights-of-Way Maintenance Contracts and Inspections Group	\$ 7,986,421	\$ 7,986,421	\$ 5,029,954	\$ 815,548	\$ 954,000	<p>CURRENT YEAR SERVICE AT REDUCED LEVEL</p> <p>This bid funds 24 FTEs who administer internal inspections for Street Department program work and manage third party contracts for street sweeping, median/ right-of-way mowing including the MOWmentum Program, slurry seal, and micro surfacing work to ensure quality control and improve street infrastructure.</p> <p>This bid does not fund 235 lane miles of slurry seal treatments.</p> <p>This bid is partially reimbursed by Storm Water (\$954,000).</p> <p><i>See also STS-005-C (Line 36)</i></p>

Preliminary and Subject to Change

General Fund: \$ 105,662,087

Symbol	Note
*	Should be funded
#	Bid Information has changed
* #	Should be funded / Bid Information has changed

1	2	3	4	5	6	7	8	
Line	Bid Number	Bid Name	Bid Price	Team Recommended Amount	Running Total	Revenue	Reimbursement	Comments/Impact Statements
26	DFD-009	Fire Inspection for New Construction	\$ 539,135	\$ 539,135	\$ 4,490,819	\$ -	\$ 1,000,000	<p>CURRENT YEAR SERVICE</p> <p>This bid funds 14.1 FTEs who perform fire code inspections and acceptance testing of life safety systems at construction sites, remodels, and additions to ensure safety for the building occupants.</p> <p>This service is partially reimbursed by Sustainable Development and Construction (\$1,000,000).</p>
27	HOU-004	Housing Preservation	\$ -	\$ -	\$ 4,490,819	\$ -	\$ -	<p>CURRENT YEAR SERVICE</p> <p>This bid provides community-based housing development organizations, citizens and businesses with CDBG funds for home reconstruction, major system repair, exterior repair and emergency repairs via the South Dallas/Fair Park Home Repair Program, the Reconstruction Program, the Major Systems Repair Program, the People Helping People Program, and the Housing Assistance Support Program.</p> <p>For FY15, the bids for Home Repair- South Dallas/Fair Park, Support for Home Repair/Replacement Programs, Reconstruction Program, Major Systems Repair Program, and People Helping People were combined into one bid.</p> <p>This bid is fully funded by CDBG funds (\$5,257,481).</p> <p><i>See also HOU-004-A (Line 45)</i></p>
28	DEV-010	Authorized Hearings	\$ 267,642	\$ 267,642	\$ 4,223,177	\$ -	\$ -	<p>CURRENT YEAR SERVICE AT REDUCED LEVEL</p> <p>This bid funds 3 FTEs who provide support for researching, reviewing, processing, and implementing City-initiated zoning controls and development code amendments that are critical to the successful implementation of the City Council's long range plans and economic development initiatives.</p> <p>This bid does not fund one FTE (Senior Planner). The proposed cut would increase processing times for zoning hearings and decrease the number of hearings and code amendments completed during the year.</p> <p><i>See also DEV-010-A (Line 35)</i></p>

Preliminary and Subject to Change

General Fund: \$ 105,662,087

Symbol	Note
*	Should be funded
#	Bid Information has changed
* #	Should be funded / Bid Information has changed

1	2	3	4	5	6	7	8	
Line	Bid Number	Bid Name	Bid Price	Team Recommended Amount	Running Total	Revenue	Reimbursement	Comments/Impact Statements
29	DEV-011	Historic Preservation	\$ 620,986	\$ 620,986	\$ 3,602,191	\$ -	\$ 78,202	<p>CURRENT YEAR SERVICE</p> <p>This bid funds 7 FTEs who provide services to maintain and preserve Dallas' historic heritage. Services include the processing of Certificates of Appropriateness, Demolition and Eligibility and the provision of professional support to the Landmark Commission for the development of Historic and Conservation Districts.</p> <p>This bid is partially reimbursed by Code Compliance (\$78,202).</p>
30	EBS-002	Bullington Truck Terminal and Thanksgiving Square	\$ 689,003	\$ 689,003	\$ 2,913,188	\$ 313,056	\$ -	<p>CURRENT YEAR SERVICE</p> <p>This bid funds 1 FTE and contracted security services to provide operation and maintenance for the Bullington Truck Terminal and Thanksgiving Square Pedestrian Way per a 75 year Public/Private partnership agreement. Truck Terminal expenses are charged back to the privately-owned businesses that use the truck terminal for deliveries. Space in the Pedestrian Way is leased to generate revenue that partially offsets operational and maintenance expenses.</p> <p>For FY15, the bid for Thanksgiving Square Pedestrian Way was combined with this service.</p>
31	MGT-011-A	Dallas CityDesign Studio	\$ 80,622	\$ 80,622	\$ 2,832,566	\$ -	\$ -	<p>ENHANCEMENT</p> <p>This bid provides funding for 1 FTE (Planner) who supports the Urban Design Peer Review Panel and an Urban Design Special Adviser that were previously funded by outside grant funds. Both of these functions are currently provided by the Studio and generally regarded as central components of the Studio's success. Funding this bid is necessary to ensure that key development projects continue to be aligned with good urban design practices which will ultimately set the stage for a more globally competitive, livable, and economically vibrant Dallas.</p> <p><i>See also MGT-011 (Line 16)</i></p>
32	CCS-004-C	Regulation and Enforcement of For Hire Transportation	\$ -	\$ -	\$ 2,832,566	\$ -	\$ 60,737	<p>ENHANCEMENT</p> <p>This bid funds 1 new FTE (Code Inspector) who will help maintain mobility and safety by enforcing ground transportation traffic ordinances at Dallas Love Field Airport. An additional Code Inspector is necessary due to the nearly 60% increase in ground transportation traffic that has occurred at Love Field between 2011 and 2014.</p> <p>This bid is fully reimbursed by Aviation (\$60,737).</p> <p><i>See also CCS-004 (Line 14) and CCS-004-B (Line 47)</i></p>

Preliminary and Subject to Change

General Fund: \$ 105,662,087

Symbol	Note
*	Should be funded
#	Bid Information has changed
* #	Should be funded / Bid Information has changed

1	2	3	4	5	6	7	8	
Line	Bid Number	Bid Name	Bid Price	Team Recommended Amount	Running Total	Revenue	Reimbursement	Comments/Impact Statements
FY14 Adopted Budget (\$103,923,107)								
33	POM-002	Vendor Development	\$ 206,212	\$ 206,212	\$ 2,626,354	\$ -	\$ -	<p>CURRENT YEAR SERVICE</p> <p>This bid funds 2.5 FTEs who promote City Council's Business Inclusion and Development (BID) policy and competitive procurement processes by encouraging Minority and Women-Owned Business Enterprises (MWBs) participation through the Vendor Development Program. Greater transparency and access to business opportunities within the City of Dallas helps ensure the City receives the best value and price for tax dollars received.</p> <p><i>See also POM-002-A (Line 51)</i></p>
34	ECO-004-A	Business Development	\$ 94,189	\$ 94,189	\$ 2,532,165	\$ -	\$ -	<p>BID TO MAINTAIN CURRENT YEAR SERVICE LEVEL</p> <p>This bid restores funding for one FTE (Senior Planner) to assist with the development of major retail projects in the Southern Sector like the Southwest Center. This position advances Council's strategic objective of expanding Dallas' tax base and creating jobs by acting as a catalyst for further development in the area.</p> <p><i>See also ECO-004 (Line 3)</i></p>
35	DEV-010-A	Authorized Hearings	\$ 77,531	\$ 77,531	\$ 2,454,634	\$ -	\$ -	<p>BID TO MAINTAIN CURRENT YEAR SERVICE LEVEL</p> <p>This bid restores funding for one FTE (Senior Planner) whose expertise is necessary for the efficient and timely completion of City-initiated zoning hearings and code amendments. This position also advances Council's strategic objective of expanding Dallas' tax base by improving the development process and increasing citizens' ratings of neighborhoods as a place to live.</p> <p><i>See also DEV-010 (Line 28)</i></p>
5/21/14 Funding Line								

Preliminary and Subject to Change

General Fund: \$ 105,662,087

Symbol	Note
*	Should be funded
#	Bid Information has changed
* #	Should be funded / Bid Information has changed

1	2	3	4	5	6	7	8	
Line	Bid Number	Bid Name	Bid Price	Team Recommended Amount	Running Total	Revenue	Reimbursement	Comments/Impact Statements
36	STS-005-C	Rights-of-Way Maintenance Contracts and Inspections Group (Slurry Seal Program)	\$ 2,246,167	\$ 2,246,167	\$ 208,467	\$ -	\$ -	<p>BID TO MAINTAIN CURRENT YEAR SERVICE LEVEL</p> <p>This bid restores funding for 235 lane miles of slurry seal preventative maintenance treatments. Preventative street maintenance programs reduce the need for more expensive reconstruction and resurfacing street capital improvements which have continued to increase in cost and need. Strategic maintenance such as slurry seal adds years to the useful life of asphalt pavement at a fraction of the cost of more expensive major maintenance treatments by sealing cracks from water infiltration that lead to premature deterioration.</p> <p><i>See also STS-005 (Line 25)</i></p>
6/18/14 Funding Line								
* 37	TWM-001-A	Trinity River Corridor Implementation and Event Management	\$ 651,082	\$ 651,082	\$ (442,615)	\$ -	\$ -	<p>BID TO MAINTAIN CURRENT YEAR SERVICE LEVEL</p> <p>This bid funds 8 new FTEs (Event Coordinator, Sr. Customer Service Representative, Field Services Supervisor, Crew Leader, Office Assistant II, Truck Driver II, Laborer II) to staff several recreational amenities along the Trinity River Corridor that have opened or are scheduled to open in FY 2014, including the Trinity Overlook, Dallas Skyline, Lower and Upper Chain of Wetlands, AT&T Trails, and recreation areas associated with Cedar Crest Bridge Improvement project. These positions will regularly mow, hand weed, clean, pick-up trash in park areas and provide programming and marketing for the new amenities.</p> <p><i>See also TWM-001 (Line 18)</i></p>
38	DEV-014-B	Strategic Land Use	\$ 201,022	\$ 201,022	\$ (643,637)	\$ -	\$ -	<p>ENHANCEMENT</p> <p>This bid provides funding for 3 new FTEs (two Senior Planners and an Office Assistant) who will help develop the ongoing Grow South and Housing Plus initiatives, two strategic neighborhood plans that aim to achieve transformative change in Southern Dallas by defining priorities for public/private investments and creating new pilot programs.</p> <p><i>See also DEV-014 (Line 17)</i></p>

Preliminary and Subject to Change

General Fund: \$ 105,662,087

Symbol	Note
*	Should be funded
#	Bid Information has changed
* #	Should be funded / Bid Information has changed

1	2	3	4	5	6	7	8	
Line	Bid Number	Bid Name	Bid Price	Team Recommended Amount	Running Total	Revenue	Reimbursement	Comments/Impact Statements
39	STS-003-E	Traffic Safety and Congestion Management	\$ 375,000	\$ 375,000	\$ (1,018,637)	\$ -	\$ -	<p>ENHANCEMENT</p> <p>This bid will provide matching funds of \$375,000 to leverage \$3.5M in Texas Department of Transportation grant funds for the installation of 11 new traffic signals at high accident intersections over the next two years. Project locations are: Maple at McKinney, Jefferson at Merrifield, Clarendon at Westmoreland, Abrams at Forest, Bruton at St. Augustine, Dillido at John West, Bruton at Prairie Creek, Bruton at Masters, Commerce at Good Latimer, Loop 12 at Webb Chapel extension, Loop 12 at Webb Chapel and Loop 12 at John West. The City's remaining balance of matching funds (\$200,000) will be requested in FY 2015-16.</p> <p><i>See also STS-003 (Line 6), STS-003-A (Line 44,) STS-003-C (Line 41), and STS-003-Z (Line 55)</i></p>
40	HOU-005-A	Home Ownership/Development	\$ 750,000	\$ 750,000	\$ (1,768,637)	\$ -	\$ -	<p>ENHANCEMENT</p> <p>This bid provides \$700,000 for street reconstruction and streetscape improvement costs related to Phase II of the Spring Avenue Reconstruction project, a South Dallas mixed-use development that has received Neighborhood Investment Program (NIP) funding. Due to CDBG budget cuts, there is insufficient funding in the South Dallas Great Fair Park Neighborhood Investment Program budget to complete the next critical intersection of this development (Troy Street 2800-2900 blocks). This bid also provides \$50,000 for planning and design work for NIP projects.</p> <p><i>See also HOU-005 (Line 15) and HOU-005-B (Line 54)</i></p>
41	STS-003-C	Traffic Safety and Congestion Management	\$ 3,000,000	\$ 3,000,000	\$ (4,768,637)	\$ -	\$ -	<p>ENHANCEMENT</p> <p>This bid will fund the first phase of a three-year plan to replace structurally and operationally obsolete traffic signals, including 2 new FTEs (Sr. Engineers) who will manage the project and 2 vehicles. Approximately 80% of the City's 1,500 traffic signals are older than their useful life of 25 years and approximately 70% of the City's traffic signals have broken vehicle detectors. Funding this bid will result in a decrease in the number of reported traffic signal malfunctions related to deteriorated hardware and an increase in the number of City traffic signals that are capable of providing intelligent timing and meet Federal wind loading standards.</p> <p><i>See also STS-003 (Line 6), STS-003-A (Line 44), STS-003-E (Line 39), and STS-003-Z (Line 55)</i></p>

Preliminary and Subject to Change

General Fund: \$ 105,662,087

Symbol	Note
*	Should be funded
#	Bid Information has changed
* #	Should be funded / Bid Information has changed

1	2	3	4	5	6	7	8	
Line	Bid Number	Bid Name	Bid Price	Team Recommended Amount	Running Total	Revenue	Reimbursement	Comments/Impact Statements
42	STS-004-A	Traffic Operations Maintenance	\$ 1,539,340	\$ 797,340	\$ (5,565,977)	\$ -	\$ -	<p>ENHANCEMENT</p> <p>This bid provides for an additional 291 linear miles of pavement lane striping and reflectorized buttons, increasing lane striping from 419 linear miles to 710 linear miles. This bid also funds the restriping of 530 additional crosswalks, from 370 crosswalks to 900 crosswalks. This bid will bring 92% of streets to proper pavement marking visibility levels, increase motorist and pedestrian safety, and create a \$60 return on every dollar invested.</p> <p>The portion to fund 530 additional crosswalks (\$742,000) was split into a separate bid, STS-004-Z.</p> <p><i>See also STS-004 (Line 12), STS-004-B (Line 52), and STS-004-Z (Line 53)</i></p>
43	STS-001-B	Service Maintenance Areas	\$ 1,562,821	\$ 1,562,821	\$ (7,128,798)	\$ -	\$ -	<p>ENHANCEMENT</p> <p>This bid increases the current level of crack seal treatments by 200 lane miles and funds a new crew of 28 FTEs to perform the crack sealing treatments. Crack sealing streets to prevent water from penetrating the underlying base and sub-base layers can extend a street's useful life by 3-5 years and provides a cost-effective use of dollars over time compared to other pavement maintenance techniques.</p> <p><i>See also STS-001 (Line 11) and STS-001-A (Line 46)</i></p>
44	STS-003-A	Traffic Safety and Congestion Management	\$ 445,862	\$ 371,947	\$ (7,500,745)	\$ 150,000	\$ -	<p>ENHANCEMENT</p> <p>This bid funds 4 new FTEs (1 Sr. Engineer, 2 Traffic Safety Coordinator III, 1 Office Assistant II), 3 vehicles, and 9 months of vehical rental fees. The new positions will allow staff to: 1) address the 25% increase in traffic study requests that has occurred in recent years, 2) deficiencies in road striping and signing, 3) ensure that contractors working on City streets have a permit and are utilizing proper traffic control measures, and 4) begin an electronic filing system for traffic studies and permits. Funding this enhancement will ultimately lead to a decrease in the number of construction work zone accidents that occur every year on Dallas roadways, improved response times for study requests, and increase permit revenues by approximately \$150,000.</p> <p>The Sr. Engineer, 2 Traffic Safety Coordinators and 3 vehicles are recommended.</p> <p><i>See also STS-003 (Line 6), STS-003-C (Line 41), STS-003-E (Line 39), and STS-003-Z (Line 55)</i></p>

Preliminary and Subject to Change

General Fund: \$ 105,662,087

Symbol	Note
*	Should be funded
#	Bid Information has changed
* #	Should be funded / Bid Information has changed

1	2	3	4	5	6	7	8	
Line	Bid Number	Bid Name	Bid Price	Team Recommended Amount	Running Total	Revenue	Reimbursement	Comments/Impact Statements
45	HOU-004-A	Housing Preservation	\$ 100,000	\$ 100,000	\$ (7,600,745)	\$ -	\$ -	<p>ENHANCEMENT</p> <p>This bid funds a contract agreement to provide approximately 40-50 minor exterior home repairs to owners of detached, single family homes via the People Helping People Program.</p> <p><i>See also HOU-004 (Line 27)</i></p>
46	STS-001-A	Service Maintenance Areas	\$ 2,702,084	\$ 2,702,084	\$ (10,302,829)	\$ -	\$ -	<p>ENHANCEMENT</p> <p>This bid funds 32 FTEs, equipment, and materials to create a special streets and alley Service Maintenance Area downtown. A new SMA is necessary due to the rapid growth that's occurred downtown in the last 10 years and the unique infrastructure challenges that downtown presents (i.e. thicker pavement bases, taller curbs, brick pavers, high concentrations of underground utilities/cables, large volumes of vehicular and pedestrian traffic, narrow streets, etc.). Maintenance can be more efficiently performed with a group dedicated solely to the downtown area. The new district would serve the Dallas Arts District, Thanksgiving Commercial Center, Main Street District, Farmer's Market, Convention Center District, Reunion/Union Station District, West End Historic District, Victory Park, Uptown, the Cedars, and South Side.</p> <p><i>See also STS-001 (Line 11) and STS-001-B (Line 43)</i></p>
47	CCS-004-B	Regulation and Enforcement of For Hire Transportation	\$ 221,866	\$ 221,866	\$ (10,524,695)	\$ -	\$ -	<p>ENHANCEMENT</p> <p>This bid funds 4 new FTEs (Code Inspector II) who will provide additional night time regulation of City ordinances related to for-hire transportation services, including taxis, limousines, and motor vehicle tow companies and drivers. The Code Inspectors will help address an increase in after-hours, permitted transportation activity and restore 2.6 positions lost during the FY 2010-11 budget cycle.</p> <p><i>See also CCS-004 (Line 14) and CCS-004-C (Line 32)</i></p>
48	PBW-006-A	Capital and Interagency Planning and Programming	\$ 37,000	\$ 37,000	\$ (10,561,695)	\$ -	\$ -	<p>ENHANCEMENT</p> <p>This bid provides funding for City Enterprise GIS Services to host the new Street Permit Management System and new Needs Inventory web map application that are expected to launch in FY 2014-15. Funding will also be used to upgrade outdated GIS software with the greater objective of improving staff productivity, data sharing and reducing response times to data requests.</p> <p><i>See also PBW-006 (Line 19)</i></p>

Preliminary and Subject to Change

General Fund: \$ 105,662,087

Symbol	Note
*	Should be funded
#	Bid Information has changed
* #	Should be funded / Bid Information has changed

1	2	3	4	5	6	7	8	
Line	Bid Number	Bid Name	Bid Price	Team Recommended Amount	Running Total	Revenue	Reimbursement	Comments/Impact Statements
49	ECO-002-A	Economic Development Research and Information Services	\$ 74,083	\$ 74,083	\$ (10,635,778)	\$ -	\$ -	<p>ENHANCEMENT</p> <p>This bid funds 1 new FTE (Economic Development Analyst) who will specialize in Geographic Information Services (GIS), provide GIS training and support to other division staff, and assist with strategic marketing and planning efforts. The mapping and spatial analyses conducted by the analyst will be used to inform business decisions that impact Dallas' business investment, employment, and tax base. The position will also increase the number of research requests and work plan projects completed each year. This bid will restore funding for a position that was eliminated in FY 2009-10.</p> <p><i>See also ECO-002 (Line 24)</i></p>
50	PBW-005-B	Transportation Planning	\$ 80,000	\$ 80,000	\$ (10,715,778)	\$ -	\$ -	<p>ENHANCEMENT</p> <p>This bid funds a new professional services contract for a Public Works Interagency Liaison who would be responsible for monitoring and coordinating transportation-related activities with local transportation agency partners and advocating on behalf of the City. The Liaison would also help identify funding opportunities and assist with project submissions.</p> <p><i>See also PBW-005 (Line 7)</i></p>
51	POM-002-A	Vendor Development	\$ 70,897	\$ 70,897	\$ (10,786,675)	\$ -	\$ -	<p>ENHANCEMENT</p> <p>This bid funds 1 new FTE (Coordinator II) to provide one-on-one technical assistance to registered City vendors. This position will enhance the Resource Link Team's ability to serve the vending community while providing excellent customer service.</p> <p><i>See also POM-002 (Line 33)</i></p>
52	STS-004-B	Traffic Operations Maintenance	\$ 437,991	\$ 437,991	\$ (11,224,666)	\$ -	\$ -	<p>ENHANCEMENT</p> <p>This bid funds the formation of a new, in-house crosswalk striping work crew (1 Sr. Maintenance Worker, 2 Laborer II) and the manufacture of a hand-liner truck. Based on an analysis of the current contract price of \$1,400 per crosswalk striped, staff estimate that an internal work crew will reduce expenses by \$374,000 (30%) after the initial start up year. The work crew is projected to complete 250 crosswalk installations during the first year of operations and up to 900 installations in following years.</p> <p><i>See also STS-004 (Line 12) , STS-004-A (Line 42), and STS-004-Z (Line 53)</i></p>

Preliminary and Subject to Change

General Fund: \$ 105,662,087

Symbol	Note
*	Should be funded
#	Bid Information has changed
* #	Should be funded / Bid Information has changed

1	2	3	4	5	6	7	8	
Line	Bid Number	Bid Name	Bid Price	Team Recommended Amount	Running Total	Revenue	Reimbursement	Comments/Impact Statements
53	STS-004-Z	Traffic Operations Maintenance	\$ -	\$ 742,000	\$ (11,966,666)	\$ -	\$ -	<p>ENHANCEMENT</p> <p>This bid funds the restriping of 530 additional crosswalks under the current contract price of \$1,400 per crosswalk striped. This service level enhancement would increase the total number of crosswalks striped in FY15 from 370 crosswalks to 900 crosswalks.</p> <p><i>See also STS-004 (Line 12), STS-004-A (Line 42), and STS-004-B (Line 52)</i></p>
54	HOU-005-B	Home Ownership/Development	\$ 200,000	\$ 200,000	\$ (12,166,666)	\$ -	\$ -	<p>ENHANCEMENT</p> <p>This bid will provide operating assistance grants for up to six City-certified Community Housing Development Organizations (CHDO) developing affordable housing for low-income households.</p> <p><i>See also HOU-005 (Line 15) and HOU-005-A (Line 40)</i></p>
55	STS-003-Z	Traffic Safety and Congestion Management	\$ -	\$ 73,915	\$ (12,240,581)	\$ -	\$ -	<p>ENHANCEMENT</p> <p>This bid funds 1 new FTE (1 Office Assistant II) and 9 months of rental fees for 3 vehicles. The new position will begin an electronic filing system for traffic studies and permits.</p> <p><i>See also STS-003 (Line 6), STS-003-A (Line 44), STS-003-C (Line 41), and STS-003-E (Line 39)</i></p>

Preliminary and Subject to Change

KEY FOCUS AREA: Clean, Healthy Environment

General Fund: **\$ 126,426,938**

Symbol	Note
*	Should be funded
#	Bid Information has changed
* #	Should be funded / Bid Information has changed

1	2	3	4	5	6	7	8	
Line	Bid Number	Bid Name	Bid Price	Team Recommended Amount	Running Total	Revenue	Reimbursement	Comments/Impact Statements
1	SAN-001	Residential Refuse Collection	\$ 33,383,608	\$ 33,383,608	\$ 93,043,330	\$ 62,953,009	\$ -	CURRENT YEAR SERVICE This bid provides funding for crews to remove and dispose of waste on a weekly basis from approximately 240,000 households.
2	SAN-005	Animal Remains Collection	\$ 552,536	\$ 552,536	\$ 92,490,794	\$ -	\$ -	CURRENT YEAR SERVICE This bid funds prompt and respectful recovery and disposal of animal remains from residences, rights-of-way, Dallas Animal Services, and veterinary clinics and customers within Dallas city limits.
3	SAN-003	Waste Diversion Service	\$ 11,374,840	\$ 11,374,840	\$ 81,115,954	\$ 2,100,000	\$ -	CURRENT YEAR SERVICE This bid funds weekly residential recycling collection service; the City's participation in Dallas County's Household Hazardous Waste Collection service; and waste diversion education and outreach programs.
4	SAN-004	Brush/Bulk Waste Removal Services	\$ 12,842,250	\$ 12,842,250	\$ 68,273,704	\$ 114,043	\$ -	CURRENT YEAR SERVICE This bid provides funding for crews to remove and dispose of brush/bulky waste on a monthly basis from approximately 240,000 households.
5	SAN-002	Landfill Services	\$ 16,922,894	\$ 16,922,894	\$ 51,350,810	\$ 23,172,417	\$ -	CURRENT YEAR SERVICE This bid provides funding for the City's Landfill Services, an essential asset in managing the vast waste stream generated by its customers.
6	SAN-006	City Facility Services	\$ 758,002	\$ 758,002	\$ 50,592,808	\$ 692,360	\$ -	CURRENT YEAR SERVICE This bid funds waste collection services for 194 city facilities and recycling collection at 231 city facilities and neighborhood drop off sites using city staff and contracted haulers.
7	PBW-003	Air Quality Compliance	\$ 258,639	\$ 258,639	\$ 50,334,169	\$ 315,500	\$ 525,117	CURRENT YEAR SERVICE This bid provides regulatory investigations and inspections of industry and businesses with the potential to emit air pollutants, including citizen complaints. This bid is funded through an agreement with TCEQ which pays a majority of the costs of air pollution investigations. This service is partially reimbursed through a TCEQ grant (\$525,117).

Preliminary and Subject to Change

General Fund: \$ 126,426,938

Symbol	Note
*	Should be funded
#	Bid Information has changed
* #	Should be funded / Bid Information has changed

1	2	3	4	5	6	7	8	
Line	Bid Number	Bid Name	Bid Price	Team Recommended Amount	Running Total	Revenue	Reimbursement	Comments/Impact Statements
8	CCS-002	Neighborhood Code Compliance Services	\$ 16,379,213	\$ 16,379,213	\$ 33,954,956	\$ 4,347,404	\$ 2,012,080	<p>CURRENT YEAR SERVICE AT REDUCED LEVEL</p> <p>This bid funds 220 FTEs for 7 Neighborhood Code districts which provide general code enforcement services, as well as specialized units, including The Demolition Team , Multi-Tenant Inspections, Consumer Protection, Community Prosecution Team, and Boarding Home Inspections.</p> <p>This bid does not fund the demolition contract for 287 demolitions.</p> <p>This service is partially reimbursed by the Storm Water Fund (\$867,841), Dallas Water Utilities (\$151,672) and CDBG funds (\$96,000).</p> <p><i>See also CCS-002-A (line 28) , CCS-002-B (line 43), and CCS-002-C (line 24)</i></p>
9	HOU-003	Comprehensive Homeless Outreach	\$ 6,854,155	\$ 6,854,155	\$ 27,100,801	\$ 1,000,000	\$ 163,366	<p>CURRENT YEAR SERVICE AT REDUCED LEVEL</p> <p>This bid provides funding supporting the contract operation of the Bridge Homeless Assistance Center, Homeless Housing Services, Homeless Administration, Project ReConnect/Offender ReEntry, and Emergency Social Services.</p> <p>This bid does not fund 2 case managers and the Homeless Service / Project Reconnect contract</p> <p>This service is partially funded by ESG (\$607,847), Continuum of Care (\$2,621,843), HOME (\$320,000), HOPWA (\$511,616), and Dallas County provides \$1M to Metro Dallas Homeless Alliance for the Bridge contract.</p> <p><i>See also HOU-003-A (line 37) and HOU-003-B (line 29)</i></p>

Preliminary and Subject to Change

KEY FOCUS AREA: Clean, Healthy Environment

General Fund: \$ 126,426,938

Symbol	Note
*	Should be funded
#	Bid Information has changed
* #	Should be funded / Bid Information has changed

1	2	3	4	5	6	7	8	
Line	Bid Number	Bid Name	Bid Price	Team Recommended Amount	Running Total	Revenue	Reimbursement	Comments/Impact Statements
10	ATT-006	Neighborhood Integrity and Advocacy (Legal Services)	\$ 2,060,393	\$ 2,060,393	\$ 25,040,408	\$ -	\$ -	<p>CURRENT YEAR SERVICE</p> <p>This bid funds 25 FTEs for two divisions: Code Litigation which includes code compliance, and Community Prosecution. Code Litigation section enforces criminal and code violations found at homes, apartment complexes, motels, businesses and dump sites. Community Prosecution section utilizes legal strategies to address and abate code violations. In addition, attorneys obtain orders to confiscate illegal gambling machines and help facilitate numerous interdepartmental initiatives, including Project Safe Neighborhoods, Operation Crackdown and the Prostitution Diversion Initiative.</p> <p>Community Prosecution is partially funded by JAG (\$350,000). Community Courts are funded through CDBG (\$756,471).</p> <p><i>See also ATT-006-A (line 32)</i></p>
11	MGT-001	Environmental Quality	\$ 1,066,726	\$ 1,066,726	\$ 23,973,682	\$ 115,000	\$ 1,566,605	<p>CURRENT YEAR SERVICE AT REDUCED LEVEL</p> <p>This bid funds 26.4 FTEs in the Office of Environmental Quality that assist city departments in reducing environmental impacts of their operations which includes the ISO programs, Environmental Compliance and Assessment, training, internal audits, and the Spill Response Team.</p> <p>This bid does not provide funding for completing TCEQ mandated corrective actions at the City of Dallas Leaking Petroleum Storage Tank (LPST) site at the Central Service Center.</p> <p>This service is partially reimbursed by the Storm Water Fund (\$1,251,738), Aviation (\$96,000), and Dallas Water Utilities (\$218,605).</p> <p><i>See also MGT-001-A (line 26) and MGT-001-B (line 35)</i></p>
12	ATT-005	Environmental Enforcement, Compliance, and Support (Legal Services)	\$ -	\$ -	\$ 23,973,682	\$ -	\$ 96,533	<p>CURRENT YEAR SERVICE</p> <p>This bid funds 1 municipal attorney who prosecutes environmental ordinance violations in the City's Municipal Courts including storm water permit violations, water pollution matters, illegal dumping, and other environment-related ordinance violations. Also provides legal advice to City departments regarding environmental compliance.</p> <p>This service is fully reimbursed by the Storm Water Fund (\$96,533).</p>

Preliminary and Subject to Change

General Fund: \$ 126,426,938

Symbol	Note
*	Should be funded
#	Bid Information has changed
* #	Should be funded / Bid Information has changed

1	2	3	4	5	6	7	8	
Line	Bid Number	Bid Name	Bid Price	Team Recommended Amount	Running Total	Revenue	Reimbursement	Comments/Impact Statements
13	CCS-003	Neighborhood Nuisance Abatement	\$ 5,576,164	\$ 5,576,164	\$ 18,397,518	\$ 755,000	\$ 937,204	<p>CURRENT YEAR SERVICE AT REDUCED LEVEL</p> <p>This bid funds 79 FTEs for Code Compliance Neighborhood Nuisance Abatement. Nuisance Abatement brings properties with code violations into compliance through abatement crews utilizing a quality management system to remove high weeds/grass, litter, obstructions, graffiti, tires and debris resulting from illegal dumping.</p> <p>This bid does not fund the mowing contract which will reduce the capacity to abate high weed and litter violations. (\$258,928)</p> <p>This service is partially reimbursed by the Storm Water Fund (\$907,204) and Sustainable Development and Construction (\$30,000).</p> <p><i>See also CCS-003-A (line 30), CCS-003-B (line 48), CCS-003-C (line 41), and CCS-003-D (line 50)</i></p>
14	HOU-001	Community/Senior Services	\$ 2,903,012	\$ 2,903,012	\$ 15,494,506	\$ 145,438	\$ 50,000	<p>CURRENT YEAR SERVICE AT REDUCED LEVEL</p> <p>This bid provides funding for community services including senior medical transportation, dental health care, child care services, emergency assistance to citizens in crisis. It also funds the operation of the MLK Jr and WDMC Community Centers and Senior Services such as ombudsman services, outreach, education, bilingual case management, and support to the Senior Affairs Commission.</p> <p>This bid does not fund the license and maintenance of the scheduling /appointment software used by the program.</p> <p>This service is partially funded by TXU Energy Aid (\$210,000), Reliant Energy CARE Program (\$30,000), DWU Operation Water Share (\$30,000), ATMOS Energy (\$10,000), ESG (\$60,000), HOPWA (\$5,208,390), CDBG (\$804,254), and WIC (\$14,684,334).</p> <p>This service is partially reimbursed by WIC funds (\$50,000).</p> <p><i>See also HOU-001-B (line 36), HOU-001-C (line 38), HOU-001-D (line 47), HOU-001-E (line 33), HOU-001-F (line 46), and HOU-001-G (line 49)</i></p>

Preliminary and Subject to Change

General Fund: \$ 126,426,938

Symbol	Note
*	Should be funded
#	Bid Information has changed
* #	Should be funded / Bid Information has changed

1	2	3	4	5	6	7	8	
Line	Bid Number	Bid Name	Bid Price	Team Recommended Amount	Running Total	Revenue	Reimbursement	Comments/Impact Statements
15	CCS-001	Dallas Animal Services	\$ 7,691,048	\$ 7,691,048	\$ 7,803,458	\$ 980,900	\$ -	<p>CURRENT YEAR SERVICE AT REDUCED LEVEL</p> <p>This bid funds 93 FTEs in the Animal Services Division of Code Compliance. (DAS) Dallas Animal Services Division is responsible for the enforcement of Chapter 7 (Animals) of the Dallas City Code, the Texas Rabies Control Act, and the Texas Health and Safety Code. This includes helping to reduce violent crime at the earliest level of intervention through the identification and investigation of animal cruelty and additional animal ordinances, with a focus on public safety.</p> <p>This bid reduces the day labor work force by 50% that is used to provide daily care and cleaning to animals.</p> <p><i>See also CCS-001-A (line 27), CCS-001-B (line 39), CCS-001-C (line 44), CCS-001-D (line 42), CCS-001-E (line 40), and CCS-001-F (line 34)</i></p>
16	CTS-003	Illegal Dump Team - Criminal Investigations and Arrests	\$ -	\$ -	\$ 7,803,458	\$ -	\$ 749,531	<p>CURRENT YEAR SERVICE</p> <p>This bid provides funding for the City's Illegal Dump Team which conducts criminal investigations of environmental offenses cited in the Texas Health and Safety Code and the Texas Water Code, and arrests individuals violating city, state, and federal statutes related to these crimes. Duties include monitoring chronic dumpsites, filing criminal cases, patrolling the Trinity River Corridor, and enforcing City Ordinances including Transport, Motor Vehicle Idling, Unsecured Loads, and Scrap Tire violations.</p> <p>This service is fully reimbursed by the Storm Water Fund.</p> <p><i>See also CTS-003-A (Line 19)</i></p>
FY14 Adopted Budget (\$120,867,681)								

Preliminary and Subject to Change

General Fund: \$ 126,426,938

Symbol	Note
*	Should be funded
#	Bid Information has changed
* #	Should be funded / Bid Information has changed

1	2	3	4	5	6	7	8	
Line	Bid Number	Bid Name	Bid Price	Team Recommended Amount	Running Total	Revenue	Reimbursement	Comments/Impact Statements
17	CCS-005	Consumer Health	\$ 2,813,942	\$ 2,813,942	\$ 4,989,516	\$ 2,813,942	\$ 238,288	<p>CURRENT YEAR SERVICE AT REDUCED LEVEL</p> <p>This bid funds bid funds 37 FTEs for Code Compliance's Food Protection Division and Mosquito Abatement Division This bid contains two specialized programs that work to ensure all residents and visitors have access to food that is safe through the efforts of the Food Protection/Education unit and protection from waterborne diseases through the efforts of the Mosquito Abatement unit.</p> <p>This bid reduces the Bureau Veritas contract that assists with fixed food inspections.</p> <p>This service is partially reimbursed by the Storm Water Fund (\$238,288).</p> <p><i>See also CCS-005-A (line 23)</i></p>
18	PBW-004	Ambient Air Monitoring	\$ 195,069	\$ 195,069	\$ 4,794,447	\$ -	\$ 741,278	<p>CURRENT YEAR SERVICE</p> <p>This bid provides funding for four air monitoring networks across Dallas that measure air contaminants designated by the EPA, TCEQ, and DHS.</p> <p>This service is partially reimbursed through a TCEQ grant (\$741,278).</p>
19	CTS-003-A	Illegal Dump Team - Criminal Investigations and Arrests	\$ -	\$ -	\$ 4,794,447	\$ -	\$ 97,379	<p>ENHANCEMENT</p> <p>This bid funds 2 additional Deputy City Marshals to provide enforcement along the Trinity River Corridor focused on responding to reports of environmental violations as they occur.</p> <p>This service is fully reimbursed by the Storm Water Fund (\$97,379)</p> <p><i>See also CTS-003 (line 16)</i></p>
20	PBW-010	Underground Storage Tank Replacement and Inspection	\$ 392,765	\$ 392,765	\$ 4,401,682	\$ -	\$ -	<p>CURRENT YEAR SERVICE</p> <p>This bid provides funding for the management of underground storage tank (UST) replacement program at City-owned facilities. Currently the City owns 102 Underground Storage Tanks (USTs), at City facilities including Dallas Love Field and Executive Airport. There are 54 UST either beyond or near the end of their 30 year life span which stored 6,045,074 gallons of fuel last year.</p>

Preliminary and Subject to Change

General Fund: \$ 126,426,938

Symbol	Note
*	Should be funded
#	Bid Information has changed
* #	Should be funded / Bid Information has changed

1	2	3	4	5	6	7	8	
Line	Bid Number	Bid Name	Bid Price	Team Recommended Amount	Running Total	Revenue	Reimbursement	Comments/Impact Statements
21	PBW-011	Water Conservation: City Leadership & Commitment	\$ -	\$ -	\$ 4,401,682	\$ -	\$ 70,000	NEW SERVICE This bid provides funds for indoor plumbing upgrades, retrofits, and landscape conversions that promote water conservation. This service is fully reimbursed by Dallas Water Utilities (\$70,000).
22	PKR-005-D	Park Land Maintained	\$ -	\$ -	\$ 4,401,682	\$ -	\$ 125,000	ENHANCEMENT This bid provides funds from Dallas Water Utilities to complete Phase II of establishing water-wise beds at three medians adjacent to City Hall. Funding will cover drip irrigation, soil amendments, water-wise plants and trees, and installation. This service is fully reimbursed by Dallas Water Utilities (\$125,000).
23	CCS-005-A	Consumer Health	\$ 150,700	\$ 150,700	\$ 4,250,982	\$ 123,041	\$ -	BID TO MAINTAIN CURRENT YEAR SERVICE LEVEL This bid restores funding for Bureau Veritas food inspection contract used to conduct fixed food establishment inspections. <i>See CCS-005 (line 17)</i>
# 24	CCS-002-C	NCC - Single-Use Carryout Bag Registration & Enforcement	\$ 2,868,821	\$ -	\$ 4,250,982	\$ -	\$ -	ENHANCEMENT This bid funds 17 FTEs to carry out City Council approved ordinance that prohibited business establishments from distributing single-use carryout bags unless they register with the City and charge customers a fee for the bags. The Department of Code Compliance is instructed to manage the registration/fee program and enforce litter violations generated by single-use carryout bags. # Bid expense and revenue reduced to \$0. A new fund will be established to track expenses and revenues for this service apart from the general fund. <i>See also CCS-002 (line 8), CCS-002-A (line 28), and CCS-002-B (line 43)</i>

Preliminary and Subject to Change

General Fund: \$ 126,426,938

Symbol	Note
*	Should be funded
#	Bid Information has changed
* #	Should be funded / Bid Information has changed

1	2	3	4	5	6	7	8	
Line	Bid Number	Bid Name	Bid Price	Team Recommended Amount	Running Total	Revenue	Reimbursement	Comments/Impact Statements
25	EBS-005	Custodial Maintenance	\$ 3,358,478	\$ 3,358,478	\$ 892,504	\$ -	\$ 102,829	<p>CURRENT YEAR SERVICE AT REDUCED LEVEL</p> <p>This bid provides funding for environmentally friendly cleaning services to 100 City facilities using in -house and contract custodial services.</p> <p>This bid does not include full funding for laundry service, major tools, geo testing and contracts.</p> <p>This service is partially reimbursed by CCS (\$102,829).</p> <p><i>See also EBS-005-A (line 31) and EBS-005-C (line 45)</i></p>
26	MGT-001-A	Environmental Quality	\$ 73,129	\$ 73,129	\$ 819,375	\$ -	\$ -	<p>BID TO MAINTAIN CURRENT YEAR SERVICE LEVEL</p> <p>This bid provides funding for the completion of Texas Commission on Environmental Quality (TCEQ) mandated corrective actions at the City of Dallas Leaking Petroleum Storage Tank (LPST) site located at the Central Service Center. OEQ will oversee consultants completing the TCEQ mandated corrective actions at this LPST site.</p> <p>If the City does not complete the TCEQ mandated corrective actions in a timely manner, then the TCEQ could take a variety of actions. These actions would be at significantly higher cost to the City than this bid, and could include TCEQ enforcement actions with significant penalties and fees.</p> <p><i>See also MGT-001 (line 11) and MGT-001-B (line 35)</i></p>
5/21/14 Funding Line								
# 27	CCS-001-A	Dallas Animal Services	\$ 254,785	\$ 254,785	\$ 564,590	\$ -	\$ -	<p>BID TO MAINTAIN CURRENT YEAR SERVICE LEVEL</p> <p>Restores funding for 50% of day labor cost that is used for customer service at the shelter and a responsible for sanitizing the shelter and care/cleaning for animals.</p> <p># Service moved above the funding line based on Council feedback on May 21st.</p> <p><i>See also CCS-001 (line 15), CCS-001-B (line 39), CCS-001-C (line 44), CCS-001-D (line 42), CCS-001-E (line 40), and CCS-001-F (line 34)</i></p>
6/18/14 Funding Line								

Preliminary and Subject to Change

KEY FOCUS AREA: Clean, Healthy Environment

General Fund: \$ 126,426,938

Symbol	Note
*	Should be funded
#	Bid Information has changed
* #	Should be funded / Bid Information has changed

1	2	3	4	5	6	7	8	
Line	Bid Number	Bid Name	Bid Price	Team Recommended Amount	Running Total	Revenue	Reimbursement	Comments/Impact Statements
*	28	CCS-002-A Neighborhood Code Compliance Services	\$ 637,582	\$ 637,582	\$ (72,992)	\$ -	\$ -	<p>BID TO MAINTAIN CURRENT YEAR SERVICE LEVEL</p> <p>Restores funding for demolition contract to maintain current service level at approximately 287 demolitions annually. Also restores funds for postage for certified mailing citations, wrecker service for towing junk motor vehicles, and title research services.</p> <p><i>See also CCS-002 (line 8), CCS-002-B (line 43), and CCS-002-C (line 24)</i></p>
*	29	HOU-003-B Comprehensive Homeless Outreach	\$ 343,324	\$ 343,324	\$ (416,316)	\$ -	\$ -	<p>BID TO MAINTAIN CURRENT YEAR SERVICE LEVEL</p> <p>This bid restores funding for 2 FTEs and contract to support the Project Reconnect/Offender Re-entry Program which offers service to help ex-offenders with housing, employment, substance abuse, and other obstacles to their re-entry into society.</p> <p><i>See also HOU-003 (line 9) and HOU-003-A (line 37)</i></p>
*	30	CCS-003-A Neighborhood Nuisance Abatement	\$ 258,928	\$ 258,928	\$ (675,244)	\$ -	\$ -	<p>BID TO MAINTAIN CURRENT YEAR SERVICE LEVEL</p> <p>Restores funding for outside vendor mowing contract</p> <p><i>See also CCS-003 (line 13), CCS-003-B (line 48), CCS-003-C (line 41), and CCS-003-D (line 50)</i></p>
*	31	EBS-005-A Custodial Maintenance	\$ 88,000	\$ 88,000	\$ (763,244)	\$ -	\$ -	<p>BID TO MAINTAIN CURRENT YEAR SERVICE LEVEL</p> <p>This bid restores full funding for in-house and contract custodial services to 100 City facilities. Includes funding for laundry service, major tools, geo testing and contracts.</p> <p><i>See also EBS-005 (line 25) and EBS-005-C (line 45)</i></p>
*	32	ATT-006-A Neighborhood Integrity and Advocacy (Legal Services)	\$ 218,883	\$ 218,883	\$ (982,127)	\$ -	\$ -	<p>ENHANCEMENT</p> <p>This bid, previously funded by JAG, funds 1 attorney in Community Prosecution and 1 legal assistant to provide legal services to support the enforcement of code and zoning laws, criminal nuisance laws, and fair housing laws and to engage in community advocacy and service coordination.</p> <p><i>See also ATT-006 (line 10)</i></p>

Preliminary and Subject to Change

KEY FOCUS AREA: Clean, Healthy Environment

General Fund: \$ 126,426,938

Symbol	Note
*	Should be funded
#	Bid Information has changed
* #	Should be funded / Bid Information has changed

1	2	3	4	5	6	7	8	
Line	Bid Number	Bid Name	Bid Price	Team Recommended Amount	Running Total	Revenue	Reimbursement	Comments/Impact Statements
* 33	HOU-001-E	Community/Senior Services - Enhancement E	\$ 46,350	\$ 46,350	\$ (1,028,477)	\$ -	\$ -	<p>BID TO MAINTAIN CURRENT YEAR SERVICE LEVEL</p> <p>This bids restores funding to maintain current level services for license and maintenance of scheduling/appointment software used by the program as well as restore service level for the MLK Community Technology Center.</p> <p><i>See also HOU-001 (line 14), HOU-001-B (line 36), HOU-001-C (line 38), HOU-001-D (line 47), HOU-001-F (line 46), and HOU-001-G (line 49)</i></p>
34	CCS-001-F	Dallas Animal Services	\$ 537,282	\$ 537,282	\$ (1,565,759)	\$ -	\$ -	<p>ENHANCEMENT</p> <p>This bid provides funding for 10.5 FTEs to respond timely to public safety calls related to attacks and injured/suffering animals. DAS must be staffed for around the clock operations 365 days a year in order to respond to urgent and emergency situations.</p> <p><i>See also CCS-001 (line 15), CCS-001-A (line 27), CCS-001-B (line 39), CCS-001-C (line 44), CCS-001-D (line 42), and CCS-001-E (line 40)</i></p>
35	MGT-001-B	Environmental Quality	\$ 25,000	\$ 25,000	\$ (1,590,759)	\$ -	\$ -	<p>ENHANCEMENT</p> <p>This bid funds the purchase of an on-line training system for legally required environmental quality training to City departments.</p> <p><i>See also MGT-001 (line 11) and MGT-001-A (line 26)</i></p>
36	HOU-001-B	Community/Senior Services	\$ 296,751	\$ 296,751	\$ (1,887,510)	\$ -	\$ -	<p>ENHANCEMENT</p> <p>This bid provides funding for 6 FTEs to restore the marketing and events division and emergency services program at the Community Centers reduced in prior years due to budget cuts.</p> <p><i>See also HOU-001 (line 14), HOU-001-C (line 38), HOU-001-D (line 47), HOU-001-E (line 33), HOU-001-F (line 46), and HOU-001-G (line 49)</i></p>
37	HOU-003-A	Comprehensive Homeless Outreach	\$ 130,643	\$ 130,643	\$ (2,018,153)	\$ -	\$ -	<p>ENHANCEMENT</p> <p>This bid funds 2 FTEs for Caseworker II positions supporting the City's Homeless Housing Services and Homeless Administration. With the addition of the two case managers, an additional 50 individuals/families would be provided stable permanent housing.</p> <p><i>See also HOU-003 (line 9) and HOU-003-B (line 29)</i></p>

Preliminary and Subject to Change

General Fund: \$ 126,426,938

Symbol	Note
*	Should be funded
#	Bid Information has changed
* #	Should be funded / Bid Information has changed

1	2	3	4	5	6	7	8	
Line	Bid Number	Bid Name	Bid Price	Team Recommended Amount	Running Total	Revenue	Reimbursement	Comments/Impact Statements
38	HOU-001-C	Community/Senior Services	\$ 378,250	\$ 378,250	\$ (2,396,403)	\$ -	\$ -	<p>ENHANCEMENT</p> <p>This bid funds facility upgrades at the MLK JR and WDMC Community Centers including PA systems, digital marquees, backup generators, lawn sprinkler system, service training room furniture/chairs, televisions, projector/screen/podium, and sidewalk/parking lot repairs.</p> <p><i>See also HOU-001 (line 14), HOU-001-B (line 36), HOU-001-D (line 47), HOU-001-E (line 33), HOU-001-F (line 46), and HOU-001-G (line 49)</i></p>
39	CCS-001-B	Dallas Animal Services	\$ 365,300	\$ 365,300	\$ (2,761,703)	\$ -	\$ -	<p>ENHANCEMENT</p> <p>This bid funds 4 FTEs positions and 4 day labor positions for the Everyday Adoption Center built by PetSmart to house and adopt dogs and cats from Dallas Animal Services, permanently houses 40 animals and provides pets to the public for adoption 7 days a week, from 9 a.m. to 8 p.m. daily.</p> <p><i>See also CCS-001 (line 15), CCS-001-A (line 27), CCS-001-C (line 44), CCS-001-D (line 42), CCS-001-E (line 40), and CCS-001-F (line 34)</i></p>
40	CCS-001-E	Dallas Animal Services	\$ 197,000	\$ 197,000	\$ (2,958,703)	\$ -	\$ -	<p>ENHANCEMENT</p> <p>This bid provides funding for the repair and replacement of equipment that is seven years old, and is in need of repair and/or replacement as a result of standard wear and tear/life cycles. Including animal scales, hydraulic surgery/exam tables, high intensity surgery lighting, autoclave, refrigerators, washer/dryers, anesthesia machines, dishwashers, electronic gate opening system, customer service work stations, walk-in freezer unit, kennel sanitization system, PA system, key card system, lighting fixtures, plumbing fixtures, kennel doors and mounts, facility paint, and chairs.</p> <p><i>See also CCS-001 (line 15), CCS-001-A (line 27), CCS-001-B (line 39), CCS-001-C (line 44), CCS-001-D (line 42), and CCS-001-F (line 34)</i></p>

Preliminary and Subject to Change

General Fund: \$ 126,426,938

Symbol	Note
*	Should be funded
#	Bid Information has changed
* #	Should be funded / Bid Information has changed

1	2	3	4	5	6	7	8	
Line	Bid Number	Bid Name	Bid Price	Team Recommended Amount	Running Total	Revenue	Reimbursement	Comments/Impact Statements
41	CCS-003-C	Neighborhood Nuisance Abatement	\$ 1,384,073	\$ 1,384,073	\$ (4,342,776)	\$ -	\$ -	<p>ENHANCEMENT</p> <p>This bid provides funding for 13 FTEs to establish a new dedicated crew to abate alleys with code violations and bring properties into compliance after all efforts have been exhausted. Nuisance Abatement actions will assist in resolving citizen concerns by removal of clutter, unsafe/unhealthy debris, obstructions and hazards from neighborhood alleys. Costs associated with work performed by this group is billed to the property owner through the placement of liens.</p> <p><i>See also CCS-003 (line 13), CCS-003-A (line 30), CCS-003-B (line 48), and CCS-003-D (line 50)</i></p>
42	CCS-001-D	Dallas Animal Services	\$ 106,000	\$ 106,000	\$ (4,448,776)	\$ -	\$ -	<p>ENHANCEMENT</p> <p>This bid provides funding for DAS at 1818 N Westmoreland for the regular care and maintenance of the property, to include the introduction of climate hardy landscaping, regular mowing and properly resurface the play yard areas including corrections being made to the drainage and retaining walls.</p> <p><i>See also CCS-001 (line 15), CCS-001-A (line 27), CCS-001-B (line 39), CCS-001-C (line 44), CCS-001-E (line 40), and CCS-001-F (line 34)</i></p>
43	CCS-002-B	Neighborhood Code Compliance Services	\$ 164,722	\$ 164,722	\$ (4,613,498)	\$ -	\$ -	<p>ENHANCEMENT</p> <p>This bid provides funding for 3 FTEs for the Multi-Tenant Community Integrity Specialist Team (MCIS) which is responsible for regulation and enforcement of City Code related to multi-tenant (apartment) properties. A coordinator is needed in this unit to facilitate anticipated additional requirements driven from the Safe Complex Symposium and will serve as a liaison between the City, the Apartment Association of Greater Dallas, property owners and managers.</p> <p><i>See also CCS-002 (line 8), CCS-002-A (line 28), and CCS-002-C (line 24)</i></p>
44	CCS-001-C	Dallas Animal Services	\$ 271,000	\$ 271,000	\$ (4,884,498)	\$ -	\$ -	<p>ENHANCEMENT</p> <p>This bid provides funding for increased costs in animal veterinary care, surgery needs (spay/neuter), appropriate quantities of animal food and rabies protection for staff are needed to sustain operations at DAS.</p> <p><i>See also CCS-001 (line 15), CCS-001-A (line 27), CCS-001-B (line 39), CCS-001-D (line 42), CCS-001-E (line 40), and CCS-001-F (line 34)</i></p>

Preliminary and Subject to Change

KEY FOCUS AREA: Clean, Healthy Environment

General Fund: \$ 126,426,938

Symbol	Note
*	Should be funded
#	Bid Information has changed
* #	Should be funded / Bid Information has changed

1	2	3	4	5	6	7	8	
Line	Bid Number	Bid Name	Bid Price	Team Recommended Amount	Running Total	Revenue	Reimbursement	Comments/Impact Statements
45	EBS-005-C	Custodial Maintenance	\$ 156,901	\$ 156,901	\$ (5,041,399)	\$ -	\$ -	<p>ENHANCEMENT</p> <p>This bid funds 4 additional FTEs to enhance custodial services at facilities with 24-hour operations such as City Hall and Jack Evans Police Headquarters that are not currently fully staffed on weekdays due to weekend coverage needs.</p> <p><i>See also EBS-005 (line 25) and EBS-005-A (line 31)</i></p>
46	HOU-001-F	Community/Senior Services	\$ 291,946	\$ 291,946	\$ (5,333,345)	\$ -	\$ -	<p>ENHANCEMENT</p> <p>This bid funds 1 FTE which will be able to assist an additional 37 senior homeowners provided with emergency assistance to protect the health or safety of the occupants and possible spread of threatening conditions to the neighborhood.</p> <p><i>See also HOU-001 (line 14), HOU-001-B (line 36), HOU-001-C (line 38), HOU-001-D (line 47), HOU-001-E (line 33), and HOU-001-G (line 49)</i></p>
47	HOU-001-D	Community/Senior Services	\$ 106,328	\$ 106,328	\$ (5,439,673)	\$ -	\$ -	<p>ENHANCEMENT</p> <p>This bid funds 2 additional FTEs and 1 additional sedan rental for non-emergency transportation for handicap and senior residents through a partnership agreement with Community Council of Greater Dallas.</p> <p><i>See also HOU-001 (line 14), HOU-001-B (line 36), HOU-001-C (line 38), HOU-001-E (line 33), HOU-001-F (line 46), and HOU-001-G (line 49)</i></p>
48	CCS-003-B	Neighborhood Nuisance Abatement	\$ 666,800	\$ 666,800	\$ (6,106,473)	\$ -	\$ -	<p>ENHANCEMENT</p> <p>This bid provides funding to purchase 12 pickup trucks and 1 rear loader for the Neighborhood Nuisance Abatement Division. Purchase will replace 12 pieces of rental equipment.</p> <p><i>See also CCS-003 (line 13), CCS-003-A (line 30), CCS-003-C (line 41), and CCS-003-D (line 50)</i></p>
49	HOU-001-G	Community/Senior Services	\$ 25,000	\$ 25,000	\$ (6,131,473)	\$ -	\$ -	<p>ENHANCEMENT</p> <p>This bid restores City Office of Senior Affairs budget, allowing the program to continue services at the current year service level. OSA budget reduced due to decreased CDBG allocation.</p> <p><i>See also HOU-001 (line 14), HOU-001-B (line 36), HOU-001-C (line 38), HOU-001-D (line 47), HOU-001-E (line 33), and HOU-001-F (line 46)</i></p>

Preliminary and Subject to Change

General Fund: \$ 126,426,938

Symbol	Note
*	Should be funded
#	Bid Information has changed
* #	Should be funded / Bid Information has changed

1	2	3	4	5	6	7	8	
Line	Bid Number	Bid Name	Bid Price	Team Recommended Amount	Running Total	Revenue	Reimbursement	Comments/Impact Statements
50	CCS-003-D	Neighborhood Nuisance Abatement	\$ 260,764	\$ 260,764	\$ (6,392,237)	\$ -	\$ -	<p>ENHANCEMENT</p> <p>This bid provides funding to address maintenance issues at Southeast Nuisance Abatement Division (SENA - 2721 Municipal). Maintaining the facility includes roof replacement (\$58,000); repair plumbing in both men and women restrooms (\$9,719); repair windows in men and women restrooms (\$0 in-house); replace fixtures in men and women restrooms (\$0 in-house); replace ceiling tile and paint ceiling (\$45,825); cover/repair tile in high traffic areas/carpet offices (\$62,200) and paint interior (\$85,020).</p> <p><i>See also CCS-003 (line 13), CCS-003-A (line 30), CCS-003-B (line 48), and CCS-003-C (line 41)</i></p>

Preliminary and Subject to Change

General Fund: \$ 109,179,950

Symbol	Note
*	Should be funded
#	Bid Information has changed
* #	Should be funded / Bid Information has changed

1	2	3	4	5	6	7	8	
Line	Bid Number	Bid Name	Bid Price	Team Recommended Amount	Running Total	Revenue	Reimbursement	Comments/Impact Statements
1	PKR-008	Golf and Tennis Centers	\$ 4,191,089	\$ 4,191,089	\$ 104,988,861	\$ 2,852,367	\$ 357,319	<p>CURRENT YEAR SERVICE</p> <p>This bid funds 59.7 FTEs and the operation of 6 golf courses, 5 tennis centers, and supports free golf and tennis programs for youth. This service is a high revenue generator which reduces impact to the General Fund.</p> <p>This service is partially reimbursed from the Golf Improvement Fund (\$357K).</p>
2	OCA-001	City-Owned Cultural Venues	\$ 12,150,493	\$ 12,150,493	\$ 92,838,368	\$ 1,971,180	\$ -	<p>CURRENT YEAR SERVICE AT REDUCED LEVEL</p> <p>This bid funds 60.3 FTEs and provides support for 22 cultural venues owned by the City of Dallas.</p> <p>This bid reduces funding for facility and custodial services at the Bath House Cultural Center.</p> <p><i>See also OCA-001-A (line 38), OCA-001-C (line 20), OCA-001-E (line 27), OCA-001-F (line 33), OCA-001-G (line 12), and OCA-001-H (line 28)</i></p>
3	LIB-001	Library Operations & Public Service	\$ 15,383,763	\$ 15,383,763	\$ 77,454,605	\$ 947,052	\$ -	<p>CURRENT YEAR SERVICE</p> <p>This bid funds 230 FTEs and 28 library locations (Central, 25 branches, and two DISD co-locations) throughout the City of Dallas. Libraries are open a total of 1,193 hours per week for all locations. Central and branch libraries are open 40 hours per week and the DISD co-locations are open 56 hours per week.</p> <p><i>See also LIB-001-A (line 21) and LIB-001-B (line 36)</i></p>
4	PKR-001	Aquatic Services	\$ 3,041,010	\$ 3,041,010	\$ 74,413,595	\$ 759,265	\$ -	<p>CURRENT YEAR SERVICE AT REDUCED LEVEL</p> <p>This bid funds the operation and maintenance of 16 community swimming pools at a reduced service level of 7 weeks. This service also funds Bahama Beach Waterpark, Bachman indoor pool, and provides seasonal employment to approximately 215 employees, many of whom are teens and young adults.</p> <p>This bid does not fund 8.5 FTEs and reduces the swimming pool schedule from 10 weeks to 7 weeks.</p> <p><i>See also PKR-001-A (line 16) and PKR-001-Z (line 33)</i></p>

Preliminary and Subject to Change

General Fund: \$ 109,179,950

Symbol	Note
*	Should be funded
#	Bid Information has changed
* #	Should be funded / Bid Information has changed

1	2	3	4	5	6	7	8	
Line	Bid Number	Bid Name	Bid Price	Team Recommended Amount	Running Total	Revenue	Reimbursement	Comments/Impact Statements
5	OCA-005	Public Art for Dallas	\$ -	\$ -	\$ 74,413,595	\$ -	\$ 266,429	<p>CURRENT YEAR SERVICE</p> <p>This bid funds 4 FTEs to manage the commission and acquisition of public artworks for city facilities such as libraries, recreation centers, fire stations, and Love Field.</p> <p>This bid is fully reimbursed by capital funds for public art projects (\$266K).</p> <p><i>See also OCA-005-A (line 23)</i></p>
6	PKR-003	Recreation Services	\$ 15,352,762	\$ 15,352,762	\$ 59,060,833	\$ 2,021,000	\$ 1,025,000	<p>CURRENT YEAR SERVICE AT REDUCED LEVEL</p> <p>This bid funds 262.6 FTEs and the operation of 41 recreation centers. This bid would reduce the hours of operation at 14 large recreation centers from 60 hours to 50 hours per week and reduce the hours of operation at 21 large recreation centers from 55 hours to 50 hours per week. This bid maintains the current level of service at 6 small recreation centers.</p> <p>This bid does not fund 30.7 FTEs and reduces operational hours at large recreation centers.</p> <p>This service is partially reimbursed by Park and Recreation program funds (\$750K), Samuell Park Exp Trust (\$200K), and Southern Skates Fund (\$75K).</p> <p><i>See also PKR-003-A (line 14), PKR-003-B (line 24), PKR-003-C (line 34), and PKR-003-D (line 26)</i></p>
7	LIB-002	Library Materials & Collection Management	\$ 6,273,912	\$ 6,273,912	\$ 52,786,921	\$ -	\$ -	<p>CURRENT YEAR SERVICE AT REDUCED LEVEL</p> <p>This bid funds 18.5 FTEs and library materials including books, media, electronic databases, and downloadable materials.</p> <p>This bid does not fund \$709K in materials reducing the materials budget from \$4.05M to \$3.33M.</p> <p><i>See also LIB-002-A (line 17) and LIB-002-B (line 39)</i></p>

Preliminary and Subject to Change

General Fund: \$ 109,179,950

Symbol	Note
*	Should be funded
#	Bid Information has changed
* #	Should be funded / Bid Information has changed

1	2	3	4	5	6	7	8	
Line	Bid Number	Bid Name	Bid Price	Team Recommended Amount	Running Total	Revenue	Reimbursement	Comments/Impact Statements
8	PKR-004	Planning, Design and Construction & EMS and Environmental Compliance	\$ 2,435,626	\$ 2,435,626	\$ 50,351,295	\$ -	\$ 100,000	<p>CURRENT YEAR SERVICE</p> <p>This bid funds 23.9 FTEs and the implementation of the Park and Recreation capital program, Environmental Management System, and the continued management of the environmental compliance program.</p> <p>This bid is partially reimbursed through Capital Improvement Projects (\$100K).</p> <p><i>See also PKR-004-A (line 32)</i></p>
9	OCA-003	Cultural Services Contracts	\$ 4,347,696	\$ 4,347,696	\$ 46,003,599	\$ -	\$ -	<p>CURRENT YEAR SERVICE AT REDUCED LEVEL</p> <p>This bid funds 3.8 FTEs and manages cultural services contracts with an estimated 72 nonprofit cultural organizations providing 48,000 cultural services throughout Dallas. Contracted services include free and low-cost cultural programs that reach over 4M people annually.</p> <p>This bid reduces funding for the Cultural Organizations and Cultural Projects Programs (\$255K) and the Thriving Minds Program (\$179K).</p> <p><i>See also OCA-003-A (line 19), OCA-003-B (line 22), and OCA-003-C (line 25)</i></p>
10	LIB-003	Literacy Initiatives, Education & Community Engagement	\$ 672,548	\$ 672,548	\$ 45,331,051	\$ -	\$ -	<p>CURRENT YEAR SERVICE</p> <p>This bid funds 11 FTEs to provide educational programs and curriculum based instruction including ESL, GED and family literacy classes.</p> <p><i>See also LIB-003-A (line 37)</i></p>

Preliminary and Subject to Change

General Fund: \$ 109,179,950

Symbol	Note
*	Should be funded
#	Bid Information has changed
* #	Should be funded / Bid Information has changed

1	2	3	4	5	6	7	8	
Line	Bid Number	Bid Name	Bid Price	Team Recommended Amount	Running Total	Revenue	Reimbursement	Comments/Impact Statements
11	PKR-005	Park Land Maintained	\$ 25,090,628	\$ 25,090,628	\$ 20,240,423	\$ 844,000	\$ 4,133,895	<p>CURRENT YEAR SERVICE AT REDUCED LEVEL</p> <p>This bid funds 398.7 FTEs to provide maintenance, infrastructure improvements, and volunteer coordination services for over 21K acres of park land. Services include maintenance of park land, park facilities and furnishings, trails, athletic fields and playgrounds, graffiti removal, horticulture, forestry and reforestation, irrigation, pesticide application, athletic field lighting and security lights.</p> <p>This bid does not fund 20.0 FTEs. Reductions will extend mowing cycles from every 10 days to 12 days, graffiti removal response from 3 days to 7 days, and litter removal from 4 times a week to 3.5 times a week.</p> <p>This service is partially reimbursed by Storm Water Funds (\$2.5M), Water (\$400K), Housing (\$6K), Police (\$15K), EBS (\$13K), Park and recreation Beautification Fund (\$307K), Samuell Park Exp Trust (\$415K), Capital Bond program (\$350K), and Convention and Event Services (\$127K).</p> <p><i>See also PKR-005-A (line 18), PKR-005-B (line 29), and PKR-005-Z (line 30)</i></p>
12	OCA-001-G	City-Owned Cultural Venues	\$ 67,287	\$ 67,287	\$ 20,173,136	\$ 67,287	\$ -	<p>ENHANCEMENT</p> <p>This bid funds an event coordinator at the Majestic Theater to handle the increase in rentals the facility has seen. The cost of this position will be offset by the increase in rental income.</p> <p><i>See also OCA-001 (line 2), OCA-001-A (line 38), OCA-001-C (line 20), OCA-001-E (line 27), OCA-001-F (line 31), and OCA-001-H (line 28)</i></p>
FY14 Adopted Budget (\$106,606,978)								
13	PKR-002	Leisure Venue Management	\$ 17,704,856	\$ 17,704,856	\$ 2,468,280	\$ 116,950	\$ -	<p>CURRENT YEAR SERVICE AT REDUCED LEVEL</p> <p>This bid funds 3.1 FTEs to manage the contracts and administer the stipends paid to partner agencies including DZM (Dallas Zoo Management), Dallas Arboretum, Texas Discovery Gardens, Cedar Ridge Preserve and Trinity River Audubon Center. This service also provides oversight of the Elm Fork Gun Range, outdoor programs and concessions in Dallas parks.</p> <p>This bid does not include the additional contractual obligations to DZM.</p> <p><i>See also PKR-002-A (line 15) and PKR-002-Z (line 35)</i></p>

Preliminary and Subject to Change

General Fund: \$ 109,179,950

Symbol	Note
*	Should be funded
#	Bid Information has changed
* #	Should be funded / Bid Information has changed

1	2	3	4	5	6	7	8	
Line	Bid Number	Bid Name	Bid Price	Team Recommended Amount	Running Total	Revenue	Reimbursement	Comments/Impact Statements
5/21/14 Funding Line								
14	PKR-003-A	Recreation Services	\$ 1,779,567	\$ 1,132,780	\$ 1,335,500	\$ 134,000	\$ -	<p>BID TO MAINTAIN CURRENT YEAR SERVICE</p> <p>This bid restores funding for 30.7 FTEs to operate large recreation centers at current year service levels.</p> <p>This bid does not provide additional funding for armored car services or for a vacancy rate adjustment taken in FY14.</p> <p><i>See also PKR-003 (line 6), PKR-003-B (line 24), PKR-003-C (line 34), PKR-003-D (line 26), PKR-001-Z (line 33), and PKR-005-Z (line 30)</i></p>
15	PKR-002-A	Leisure Venue Management	\$ 752,016	\$ 145,976	\$ 1,189,524	\$ -	\$ -	<p>BID TO MAINTAIN CURRENT YEAR SERVICE</p> <p>This bid funds the contractually obligated CPI (Consumer Price Index) increase to the Dallas Zoo Management (DZM) operation stipend.</p> <p>This bid does not fund increases to stipends and/or management fees of other partner organizations.</p> <p><i>See also PKR-002 (line 13) and PKR-002-Z (line 35)</i></p>
16	PKR-001-A	Aquatic Services	\$ 176,757	\$ 165,911	\$ 1,023,613	\$ 57,000	\$ -	<p>BID TO MAINTAIN CURRENT YEAR SERVICE</p> <p>This bid restores funding for 8.5 FTEs and restores the swimming pool schedule from 7 weeks to 10 weeks.</p> <p>This bid does not provide additional funding for armored car services.</p> <p><i>See also PKR-001 (line 4) and PKR-001-Z (line 33)</i></p>
17	LIB-002-A	Library Materials & Collection Management	\$ 709,468	\$ 709,468	\$ 314,145	\$ -	\$ -	<p>BID TO MAINTAIN CURRENT YEAR SERVICE LEVEL</p> <p>This bid restores \$709K in library materials funding.</p> <p><i>See also LIB-002 (line 7) and LIB-002-B (line 39)</i></p>
6/18/14 Funding Line								
* 18	PKR-005-A	Park Land Maintained	\$ 2,324,539	\$ 1,513,289	\$ (1,199,144)	\$ -	\$ -	<p>BID TO MAINTAIN CURRENT YEAR SERVICE</p> <p>This bid restores funding for 20 FTEs and brings mowing, litter, and graffiti removal cycles to their current year service levels.</p> <p>This bid does not add funding to restore a vacancy rate adjustment taken in FY14.</p> <p><i>See also PKR-005 (line 11), PKR-005-B (line 29), and PKR-005-Z (line 30)</i></p>

Preliminary and Subject to Change

KEY FOCUS AREA: Culture, Arts, Recreation and Education

General Fund: \$ 109,179,950

Symbol	Note
*	Should be funded
#	Bid Information has changed
* #	Should be funded / Bid Information has changed

1	2	3	4	5	6	7	8	
Line	Bid Number	Bid Name	Bid Price	Team Recommended Amount	Running Total	Revenue	Reimbursement	Comments/Impact Statements
* 19	OCA-003-A	Cultural Services Contracts	\$ 433,776	\$ 433,776	\$ (1,632,920)	\$ -	\$ -	BID TO MAINTAIN CURRENT YEAR SERVICE LEVEL This bid restores funding for the Cultural Organizations and Cultural Projects Programs (\$255K) and the Thriving Minds Program (\$179K). <i>See also OCA-003 (line 9), OCA-003-B (line 22), and OCA-003-C (line 25)</i>
* 20	OCA-001-C	City-Owned Cultural Venues	\$ 20,000	\$ 20,000	\$ (1,652,920)	\$ -	\$ -	BID TO MAINTAIN CURRENT YEAR SERVICE LEVEL This bid restores funding for custodial services at Bath House Cultural Center. <i>See also OCA-001 (line 2), OCA-001-A (line 38), OCA-001-E (line 27), OCA-001-F (line 31), OCA-001-G (line 12), and OCA-001-H (line 28)</i>
21	LIB-001-A	Library Operations & Public Service	\$ 1,839,770	\$ 1,839,770	\$ (3,492,690)	\$ -	\$ -	ENHANCEMENT This bid funds 44.5 FTEs and 18 hours of service per week at 6 branch locations for a total of 108 additional hours total per week. <i>See also LIB-001 (line 3) and LIB-001-B (line 36)</i>
22	OCA-003-B	Cultural Services Contracts	\$ 1,880,149	\$ 1,880,149	\$ (5,372,839)	\$ -	\$ -	ENHANCEMENT This bid funds 1 FTE and restores funding to peak year levels for the Cultural Organizations Program, Cultural Projects Program, Cultural Tourism initiative, and Community Artists program from \$3.9M to \$5.7M. <i>See also OCA-003 (line 9), OCA-003-A (line 19), and OCA-003-C (line 25)</i>
23	OCA-005-A	Public Art for Dallas	\$ 318,779	\$ 318,779	\$ (5,691,618)	\$ -	\$ -	ENHANCEMENT This bid funds 1 FTE and a maintenance contract that was eliminated in FY10. This position will be responsible for coordinating and implementing the maintenance and conservation of the City's Public Art Collection. <i>See also OCA-005 (line 5)</i>
24	PKR-003-B	Recreation Services	\$ 729,451	\$ 729,451	\$ (6,421,069)	\$ 175,000	\$ -	ENHANCEMENT This bid funds 14.0 FTEs and an additional 10 operational hours a week at 14 recreation centers. <i>See also PKR-003 (line 6), PKR-003-A (line 14), PKR-003-C (line 33), and PKR-003-D (line 26)</i>

Preliminary and Subject to Change

KEY FOCUS AREA: Culture, Arts, Recreation and Education

General Fund: \$ 109,179,950

Symbol	Note
*	Should be funded
#	Bid Information has changed
* #	Should be funded / Bid Information has changed

1	2	3	4	5	6	7	8	
Line	Bid Number	Bid Name	Bid Price	Team Recommended Amount	Running Total	Revenue	Reimbursement	Comments/Impact Statements
25	OCA-003-C	Cultural Services Contracts	\$ 105,072	\$ 105,072	\$ (6,526,141)	\$ -	\$ -	<p>ENHANCEMENT</p> <p>This bid funds 1 FTE to oversee the administration, compliance, and documentation of the Cultural Contracts division. This positions would strengthen internal practices and enhance the efficiency and effectiveness of contracting, operations, and business processes.</p> <p><i>See also OCA-003 (line 9), OCA-003-A (line 19), and OCA-003-B (line 22)</i></p>
26	PKR-003-D	Recreation Services	\$ 319,019	\$ 319,019	\$ (6,845,160)	\$ -	\$ -	<p>ENHANCEMENT</p> <p>This bid funds the first phase of a three year plan to restore peak service levels at outreach after school programs. Funds would be used to add 5 FTEs, increase the funding for each after school site, and add 4 new after school sites.</p> <p><i>See also PKR-003 (line 6), PKR-003-A (line 14), PKR-003-B (line 24), and PKR-003-C (line 34)</i></p>
# 27	OCA-001-E	City-Owned Cultural Venues	\$ 31,000	\$ 31,000	\$ (6,876,160)	\$ -	\$ -	<p>ENHANCEMENT</p> <p>This bid funds payments of building utilities for Sammons Center for the Arts. When the long term facility agreement was negotiated with Sammons, utilities were not included as they are in OCA's other long term facility agreements. This bid brings the organization into parity with the rest of the City's cultural partners that are operating City-owned buildings.</p> <p># Expense for Fair Park Music Hall was separated to bid OCA-001-H.</p> <p><i>See also OCA-001 (line 2), OCA-001-A (line 38), OCA-001-C (line 20), OCA-001-F (line 31), OCA-001-G (line 12), and OCA-001-H (line 28)</i></p>

Preliminary and Subject to Change

General Fund: \$ 109,179,950

Symbol	Note
*	Should be funded
#	Bid Information has changed
* #	Should be funded / Bid Information has changed

	1	2	3	4	5	6	7	8
Line	Bid Number	Bid Name	Bid Price	Team Recommended Amount	Running Total	Revenue	Reimbursement	Comments/Impact Statements
# 28	OCA-001-H	City-Owned Cultural Venues	\$ 290,000	\$ 290,000	\$ (7,166,160)	\$ -	\$ -	<p>ENHANCEMENT</p> <p>This bid funds payments of building utilities for Fair Park Music Hall. When the long term facility agreement was negotiated with DSM Management Group, utilities were not included as they are in OCA's other long term facility agreements. This bid brings the organization into parity with the rest of the City's cultural partners that are operating City-owned buildings.</p> <p># Expense for Fair Park Music Hall was separated from bid OCA-001-E.</p> <p><i>See also OCA-001 (line 2), OCA-001-A (line 38), OCA-001-C (line 20), OCA-001-E (line 27), OCA-001-F (line 31), and OCA-001-G (line 12)</i></p>
29	PKR-005-B	Park Land Maintained	\$ 498,000	\$ 498,000	\$ (7,664,160)	\$ -	\$ -	<p>ENHANCEMENT</p> <p>This bid funds 8 FTEs and supplies to establish water-wise horticulture beds throughout the Dallas park system. This collaborative effort with Court and Detention Services will assign work release participants to work with park horticulture staff to re-establish horticulture in 180 developed parks.</p> <p><i>See also PKR-005 (line 11) and PKR-005-A (line 18)</i></p>
30	PKR-005-Z	Park Land Maintained	\$ -	\$ 1,375,000	\$ (9,039,160)	\$ 70,000	\$ -	<p>ENHANCEMENT</p> <p>This bid adds funding to restore a vacancy rate adjustment taken in FY14.</p> <p><i>See also PKR-003-A (line 14) and PKR-005-A (line 18)</i></p>
31	OCA-001-F	City-Owned Cultural Venues	\$ 81,000	\$ 81,000	\$ (9,120,160)	\$ -	\$ -	<p>ENHANCEMENT</p> <p>This bid funds contractual obligations to pay increased utility costs at the City owned and City supported cultural venues with long term usage agreements with OCA.</p> <p><i>See also OCA-001 (line 2), OCA-001-A (line 38), OCA-001-C (line 20), OCA-001-E (line 27), OCA-001-G (line 12), and OCA-001-H (line 28)</i></p>
32	PKR-004-A	Planning, Design and Construction & EMS and Environmental Compliance	\$ 62,209	\$ 62,209	\$ (9,182,369)	\$ 40,000	\$ -	<p>ENHANCEMENT</p> <p>This bid funds 1 FTE that would be responsible for coordinating the acquisition of grants and partnership funding while providing ongoing management and program compliance for both capital development and recreation program needs.</p> <p><i>See also PKR-004 (line 8)</i></p>

Preliminary and Subject to Change

KEY FOCUS AREA: Culture, Arts, Recreation and Education

General Fund: \$ 109,179,950

Symbol	Note
*	Should be funded
#	Bid Information has changed
* #	Should be funded / Bid Information has changed

1	2	3	4	5	6	7	8	
Line	Bid Number	Bid Name	Bid Price	Team Recommended Amount	Running Total	Revenue	Reimbursement	Comments/Impact Statements
33	PKR-001-Z	Aquatic Services	\$ -	\$ 93,883	\$ (9,276,252)	\$ -	\$ -	ENHANCEMENT This bid provides funding for armored car services. <i>See also PKR-001-A (line 16) and PKR-003-A (line 14)</i>
34	PKR-003-C	Recreation Services	\$ 990,000	\$ 990,000	\$ (10,266,252)	\$ 300,000	\$ -	ENHANCEMENT This bid funds the creation of a marketing division in Park and Recreation that will advertise programs, facilities, and services through creation of materials including video segments, commercials, billboard signage, and pamphlets. This division would also coordinate public relations efforts including press releases and social media accounts. <i>See also PKR-003 (line 6), PKR-003-A (line 14), PKR-003-B (line 24), and PKR-003-D (line 26)</i>
35	PKR-002-Z	Leisure Venue Management	\$ -	\$ 606,040	\$ (10,872,292)	\$ -	\$ -	ENHANCEMENT This bid funds increases to stipends and/or management fees of the Dallas Arboretum, Texas Discover Gardens, and Cedar Ridge Preserve <i>See also PKR-002 (line 13) and PKR-002-A (line 15)</i>
36	LIB-001-B	Library Operations & Public Service	\$ 100,000	\$ 100,000	\$ (10,972,292)	\$ -	\$ -	ENHANCEMENT This bid provides funding to develop and implement a three year strategic plan for the Library. <i>See also LIB-001 (line 3) and LIB-001-A (line 21)</i>
37	LIB-003-A	Literacy Initiatives, Education & Community Engagement	\$ 197,777	\$ 197,777	\$ (11,170,069)	\$ -	\$ -	ENHANCEMENT This bid funds 3 FTEs to create new education opportunities including expanding ESL and GED programs and creating a GED Testing Center. <i>See also LIB-003 (line 10)</i>
38	OCA-001-A	City-Owned Cultural Venues	\$ 1,048,184	\$ 1,048,184	\$ (12,218,253)	\$ -	\$ -	ENHANCEMENT This bid funds an increase in operational hours at cultural centers from the current average 50 hours a week to an average 72 hours a week and 10.5 FTEs to support the expanded hours of operation. <i>See also OCA-001 (line 2), OCA-001-C (line 20), OCA-001-E (line 27), OCA-001-F (line 31), OCA-001-G (line 12), and OCA-001-H (line 28)</i>

Preliminary and Subject to Change

General Fund: \$ 109,179,950

Symbol	Note
*	Should be funded
#	Bid Information has changed
* #	Should be funded / Bid Information has changed

1	2	3	4	5	6	7	8	
Line	Bid Number	Bid Name	Bid Price	Team Recommended Amount	Running Total	Revenue	Reimbursement	Comments/Impact Statements
39	LIB-002-B	Library Materials & Collection Management	\$ 603,252	\$ 603,252	\$ (12,821,505)	\$ -	\$ -	ENHANCEMENT This bid funds a 10 percent increase to the materials budget in addition to 3 FTEs and a delivery truck to manage the increased materials. <i>See also LIB-002 (line 7) and LIB-002-A (line 17)</i>

Preliminary and Subject to Change

General Fund: \$120,945,060

Symbol	Note
*	Should be funded
#	Bid Information has changed
* #	Should be funded / Bid Information has changed

1	2	3	4	5	6	7	8	
Line	Bid Number	Bid Name	Bid Price	Team Recommended Amount	Running Total	Revenue	Reimbursement	Comments/Impact Statements
# 1	BMS-001	Non-Departmental	\$15,120,862	\$ 14,620,862	\$ 106,324,198	\$ 77,538,833	\$ -	<p>CURRENT YEAR SERVICE</p> <p>This bid funds items not falling within a single departmental activity that can be handled most efficiently in aggregate for the entire General Fund. They include the General Fund's portion of unemployment payment, professional services for legislative services, bank contracts, appraisal district contracts, Dallas County Tax Collection contract, wrecker services, city-wide memberships, council travel, and Public Improvement District (PID) assessment payments.</p> <p># Reduced expenses related to unemployment (\$500,000). Also, increased revenue related to DFW Airport revenue sharing.</p>
2	CMO-001	City Administration	\$ 1,550,795	\$ 1,550,795	\$ 104,773,403	\$ -	\$ 211,269	<p>CURRENT YEAR SERVICE AT REDUCED LEVEL</p> <p>This bid funds 10 FTEs in City Administration, which is a critical part of the implementation of key policy decisions and the day to day management of City departments.</p> <p>This bid does not fund 4 FTEs (support staff positions).</p> <p>This service is partially reimbursed from Storm Drainage Management (\$143k) and Dallas Police Department (\$68k).</p> <p><i>See also CMO-001-A (Line 18)</i></p>
3	ATT-003	General Counsel	\$ 4,438,878	\$ 4,438,878	\$ 100,334,525	\$ -	\$ 106,203	<p>CURRENT YEAR SERVICE</p> <p>This bid funds 35.5 FTEs responsible for providing general counsel and legal support to the City Manager, City Council, departments, boards, commissions, city officers and employees. Staff prepares city contracts, ordinances and real estate transaction documents.</p> <p>This service is partially reimbursed by Water Utilities (\$106k).</p> <p><i>See also ATT-003-B (Line 67)</i></p>

Preliminary and Subject to Change

General Fund: \$120,945,060

Symbol	Note
*	Should be funded
#	Bid Information has changed
* #	Should be funded / Bid Information has changed

1	2	3	4	5	6	7	8	
Line	Bid Number	Bid Name	Bid Price	Team Recommended Amount	Running Total	Revenue	Reimbursement	Comments/Impact Statements
4	ATT-002	Litigation	\$ 4,851,323	\$ 4,851,323	\$ 95,483,202	\$ 230,000	\$ 84,544	<p>CURRENT YEAR SERVICE</p> <p>This bid funds 42 FTEs responsible for the Litigation Division, which represents the City in legal proceedings and makes recommendations to the City Council regarding settlement or dismissal of legal proceedings.</p> <p>This service is partially reimbursed by Water Utilities (\$85k).</p> <p><i>See also ATT-002-B (Line 66)</i></p>
# 5	BMS-006	Citywide Capital and Operating Budget Development and Monitoring	\$ 1,203,206	\$ 1,203,206	\$ 94,279,996	\$ 773,814,025	\$ -	<p>CURRENT YEAR SERVICE AT REDUCED LEVEL</p> <p>This bid funds 11 FTEs for the centralized preparation, oversight and management of the City's Operating and Capital Improvement program budgets and funds. This service also provides financial analysis to the City Manager, City Council and all City Departments.</p> <p>This bid does not fund 1 FTE (Coordinator II).</p> <p># Increased revenue as a result of higher projected sales tax growth.</p> <p><i>See also BMS-006-A (Line 58) and BMS-006-B (Line 79)</i></p>
6	BMS-004	General Obligation Commercial Paper and Master Lease Programs	\$12,711,716	\$ 12,711,716	\$ 81,568,280	\$ -	\$ -	<p>CURRENT YEAR SERVICE</p> <p>This bid provides funding for the General Obligation Commercial Paper Program and Master Lease Program for the purchase of equipment, service costs including credit facility fees, and paying agent fees.</p>
7	BMS-005	Tax Increment Financing Districts Payments	\$18,276,190	\$ 18,276,190	\$ 63,292,090	\$ -	\$ -	<p>CURRENT YEAR SERVICE</p> <p>This bid fulfills contractual obligations to reimburse developers for eligible expenses in City-designated Tax Increment Financing Districts (TIF) reinvestment zones, as proceeds become available from the incremental growth of the zones' tax bases.</p>

Preliminary and Subject to Change

General Fund: \$120,945,060

Symbol	Note
*	Should be funded
#	Bid Information has changed
* #	Should be funded / Bid Information has changed

1	2	3	4	5	6	7	8	
Line	Bid Number	Bid Name	Bid Price	Team Recommended Amount	Running Total	Revenue	Reimbursement	Comments/Impact Statements
8	BMS-011	Liability/Claims Fund Transfer	\$ 5,088,372	\$ 5,088,372	\$ 58,203,718	\$ -	\$ -	CURRENT YEAR SERVICE This bid funds the Liability/Claims Fund, used to pay claims, settlements and judgments for property damage and personal injury resulting from work-related actions by City employees or agents.
# 9	BMS-010	Contingency Reserve	\$ 2,548,103	\$ -	\$ 58,203,718	\$ -	\$ -	CURRENT YEAR SERVICE The Contingency Reserve provides funds for unanticipated expenses such as unbudgeted new services, public safety or health emergencies and revenue shortfalls. # FY14 surplus will be used to replenish Contingency Reserve funds.
10	BMS-012	Salary and Benefit Reserve	\$ 2,340,000	\$ 2,340,000	\$ 55,863,718	\$ -	\$ -	CURRENT YEAR SERVICE This bid funds employees' termination payments.
11	CCO-006	Independent Audit	\$ 921,253	\$ 921,253	\$ 54,942,465	\$ -	\$ -	CURRENT YEAR SERVICE This bid funds the external accounting firm contract to examine, on a test basis, evidence supporting the amounts and disclosures in the Comprehensive Annual Financial Report (CAFR).
12	POM-001	Purchasing/Contract Management	\$ 2,038,685	\$ 2,038,685	\$ 52,903,780	\$ -	\$ -	CURRENT YEAR SERVICE AT REDUCED LEVEL This bid funds 23 FTEs that maintain the City's centralized procurement model. This division ensures that all purchases are in compliance with federal, state and local statutes, policies and procedures. This bid does not fund 1 FTE (Buyer). <i>See also POM-001-A (Line 57), POM-001-B (Line 72) and POM-001-C (Line 76)</i>
13	CCO-004	Accounts Payable	\$ 1,123,997	\$ 1,123,997	\$ 51,779,783	\$ 35,000	\$ -	CURRENT YEAR SERVICE This bid funds 18.3 FTEs responsible for data entry, quality control, and check distribution of all City payments disbursed to vendors.

Preliminary and Subject to Change

General Fund: \$120,945,060

Symbol	Note
*	Should be funded
#	Bid Information has changed
* #	Should be funded / Bid Information has changed

1	2	3	4	5	6	7	8	
Line	Bid Number	Bid Name	Bid Price	Team Recommended Amount	Running Total	Revenue	Reimbursement	Comments/Impact Statements
14	AUD-001	Audits, Attestations and Investigations	\$ 2,409,219	\$ 2,409,219	\$ 49,370,564	\$ -	\$ -	<p>CURRENT YEAR SERVICE AT REDUCED LEVEL</p> <p>This bid funds 19.1 FTEs who serve as an independent audit function with the primary responsibility of serving at the direction of the City Council.</p> <p>This bid does not fund 2.9 FTE.</p> <p><i>See also AUD-001-A (Line 53), and AUD-001-B (Line 70)</i></p>
15	PER-003	HRIS and HR Payroll Services	\$ 1,352,504	\$ 1,352,504	\$ 48,018,060	\$ -	\$ -	<p>CURRENT YEAR SERVICE</p> <p>This bid funds 18 FTEs responsible for providing a centralized citywide human resources and payroll services operation. Services include data entry and maintenance of personnel records, auditing, new hire orientation and correction of payroll entries.</p>
16	CCO-007	Payroll	\$ 766,204	\$ 766,204	\$ 47,251,856	\$ 68,550	\$ -	<p>CURRENT YEAR SERVICE</p> <p>This bid funds 9 FTEs responsible for managing the payroll function for all City of Dallas employees, including monitoring time entries, establishing payroll deductions, and direct deposit requests in compliance with City policies and existing laws.</p>
17	CCO-002	Cash and Debt Management	\$ 633,651	\$ 633,651	\$ 46,618,205	\$ -	\$ -	<p>CURRENT YEAR SERVICE</p> <p>This bid funds 5.4 FTEs responsible for managing the City's \$1.5 billion investment portfolio, obtaining and maintaining banking services, and coordinating the financing of City capital improvements.</p>
# 18	CMO-001-A	City Administration	\$ 862,013	\$ 297,031	\$ 46,321,174	\$ -	\$ -	<p>BID TO MAINTAIN CURRENT YEAR SERVICE LEVEL</p> <p>This bid restores funding for 4 FTEs (support staff positions) responsible for administering the policy set forth by the City Council.</p> <p># Funding requirements for this service were reduced.</p> <p><i>See also CMO-001 (Line 2)</i></p>

Preliminary and Subject to Change

General Fund: \$120,945,060

Symbol	Note
*	Should be funded
#	Bid Information has changed
* #	Should be funded / Bid Information has changed

1	2	3	4	5	6	7	8	
Line	Bid Number	Bid Name	Bid Price	Team Recommended Amount	Running Total	Revenue	Reimbursement	Comments/Impact Statements
19	SEC-002	City Council Support	\$ 689,042	\$ 689,042	\$ 45,632,132	\$ 17,000	\$ -	CURRENT YEAR SERVICE This bid funds 6 FTEs who perform administrative support to City Council and other departments. The service provides direct support for City Council by attending all meetings of the City Council and keeping accurate records of all actions taken, preparing minutes of City Council meetings, managing and certifying official records of the City, performing specific functions mandated by various statutes, charter and code provisions.
20	PER-001	Human Resource Consulting	\$ 2,274,351	\$ 2,274,351	\$ 43,357,781	\$ -	\$ -	CURRENT YEAR SERVICE This bid funds 18 FTEs responsible for providing employees relevant information regarding city, state & federal personnel rules, administrative directives, and employee pay and benefits. <i>See also PER-001-B (Line 80) and PER-001-C (Line 75)</i>
# 21	MCC-001	Administrative Support for the Mayor and City Council	\$ 3,979,237	\$ 3,979,237	\$ 39,378,544	\$ -	\$ -	CURRENT YEAR SERVICE This bid funds the Mayor, Council Members, and 37 FTEs that provide professional, administrative, and secretarial support to the Mayor and Council Members. # Funding added for merit pay and other salary adjustments.
22	ATT-004	DFW International Airport Legal Counsel	\$ 545,167	\$ 545,167	\$ 38,833,377	\$ 545,167	\$ -	CURRENT YEAR SERVICE This bid funds 3 FTEs who prepare and review all contracts, legal opinions, and other general legal support for DFW International Airport Board and staff.
23	CCO-001	Deferred Compensation	\$ 109,987	\$ 109,987	\$ 38,723,390	\$ 86,130	\$ 158,300	CURRENT YEAR SERVICE This bid funds 2 FTEs responsible for the oversight of the mandatory 457PST plan and voluntary 401(K) and 457 plans. This service is partially reimbursed by plan participants (\$158k).

Preliminary and Subject to Change

General Fund: \$120,945,060

Symbol	Note
*	Should be funded
#	Bid Information has changed
* #	Should be funded / Bid Information has changed

1	2	3	4	5	6	7	8	
Line	Bid Number	Bid Name	Bid Price	Team Recommended Amount	Running Total	Revenue	Reimbursement	Comments/Impact Statements
24	SEC-004	Elections	\$ 1,099,049	\$ 1,099,049	\$ 37,624,341	\$ -	\$ -	<p>CURRENT YEAR SERVICE AT A REDUCED LEVEL</p> <p>This bid funds election expenses and 1 FTE, the election manager, appointed by the City Secretary, who ensures that all aspects of the election process and financial reporting processes are performed as required by state and local laws.</p> <p>This bid does not fund advertising of elections (\$100k).</p> <p><i>See also SEC-004-Z (Line 50)</i></p>
25	BMS-008	Grant Administration	\$ 1,051,320	\$ 1,051,320	\$ 36,573,021	\$ -	\$ -	<p>CURRENT YEAR SERVICE AT REDUCED LEVEL</p> <p>This bid funds 11.5 FTEs for the planning, program oversight and compliance and management of grant funds for the City's Consolidated Plan and other government grants in accordance with applicable federal and state regulations.</p> <p>This bid does not fund 3 FTEs (Sr. Contract Compliance Coordinator, Coordinator III and Office Assistant).</p> <p><i>See also BMS-008-A (Line 55)</i></p>
26	SEC-001	Archives	\$ 135,348	\$ 135,348	\$ 36,437,673	\$ -	\$ -	<p>CURRENT YEAR SERVICE</p> <p>This bid funds 1 FTE, a certified archivist responsible for the management, preservation, and access to 2,000 cubic feet of historical city documents. This service also provides disaster recovery for permanent City Secretary files in accordance with the Texas Local Government Code and Texas State Library retention schedules adopted by the Council.</p> <p><i>See also SEC-001-A (Line 82)</i></p>

Preliminary and Subject to Change

General Fund: \$120,945,060

Symbol	Note
*	Should be funded
#	Bid Information has changed
* #	Should be funded / Bid Information has changed

1	2	3	4	5	6	7	8	
Line	Bid Number	Bid Name	Bid Price	Team Recommended Amount	Running Total	Revenue	Reimbursement	Comments/Impact Statements
27	SEC-006	Records Management	\$ 520,600	\$ 520,600	\$ 35,917,073	\$ -	\$ -	<p>CURRENT YEAR SERVICE</p> <p>This bid funds 3 FTEs who advise the records management policy committee on program policies; ascertains the city's compliance with recordkeeping requirements including electronic records; facilitates access to public information; applies record retention and disposition schedules; operates the Records Center; trains City staff; quality controls Council action files; posts resolutions to the web and creates minute books.</p> <p><i>See also SEC-006-A (Line 78)</i></p>
28	HOU-002	Housing Management/Contract Support	\$ 725,548	\$ 725,548	\$ 35,191,525	\$ -	\$ 131,353	<p>CURRENT YEAR SERVICE</p> <p>This bid funds 6.4 FTEs that provide management, oversight and support for Housing/Community Services. Included in this service are technical assistance, compliance monitor and regulatory reporting of activities for public service and portfolio management of housing loans. This service addresses the legal mandates for the City of Dallas to appoint a public health authority through an inter-local agreement with Dallas County.</p> <p>This service is partially funded by CDBG, HOME and HUD Homeless grants (\$131k).</p>
29	BMS-002	EMS Compliance Program	\$ 310,400	\$ 310,400	\$ 34,881,125	\$ -	\$ -	<p>CURRENT YEAR SERVICE</p> <p>This bid provides funding for 2 FTEs and provides the expertise of an Independent Review Organization (IRO) to review ambulance billing claims and oversight of the City's administration of Federal health care programs.</p>
30	BMS-003	Internal Control Task Force	\$ 312,627	\$ 312,627	\$ 34,568,498	\$ -	\$ -	<p>CURRENT YEAR SERVICE</p> <p>This bid funds 3 FTEs who evaluate and document current internal controls, develop and implement the internal control framework in each City department, and monitor implementation of the audit recommendations.</p> <p><i>See also BMS-003-A (Line 84)</i></p>

Preliminary and Subject to Change

General Fund: \$120,945,060

Symbol	Note
*	Should be funded
#	Bid Information has changed
* #	Should be funded / Bid Information has changed

1	2	3	4	5	6	7	8	
Line	Bid Number	Bid Name	Bid Price	Team Recommended Amount	Running Total	Revenue	Reimbursement	Comments/Impact Statements
31	MGT-005	Intergovernmental Services	\$ 334,999	\$ 334,999	\$ 34,233,499	\$ -	\$ 476,522	<p>CURRENT YEAR SERVICE</p> <p>This bid funds 9 FTE who coordinate the City's legislative activities and secures grants to fill critical gaps in city funding. The Fund Development Team is the City's primary point-of-contact for identifying, writing, submitting, and managing competitive/formula grants received from state and federal sources. The Legislative Services Team represents the City's interests with local, state and federal legislators and agencies to advance Dallas' legislative priorities.</p> <p>This service is partially reimbursed by grants (\$186k), Dallas Water Utilities (\$135k) and Aviation (\$49k).</p>
32	POM-003	Business Inclusion & Development Compliance Monitoring	\$ 447,050	\$ 447,050	\$ 33,786,449	\$ -	\$ 79,918	<p>CURRENT YEAR SERVICE</p> <p>This bid funds 5.5 FTEs responsible for the Business Inclusion & Development (BID) program by ensuring all procurements and construction contracts meet policy.</p> <p>This service is partially reimbursed by Water Utilities (\$79k).</p>
33	SEC-003	Boards and Commissions Support	\$ 335,236	\$ 335,236	\$ 33,451,213	\$ -	\$ -	<p>CURRENT YEAR SERVICE</p> <p>This bid funds 3 FTEs who provide support, background checks, applicant assistance to all City Secretary's Office Boards and Commissions, and assist the Permits Licensing Appeal Board and the Ethics Advisory Commission.</p> <p><i>See also SEC-003-A (Line 69)</i></p>
34	CVS-001	Civil Service Board Administration/Employee Appeals Process	\$ 399,884	\$ 399,884	\$ 33,051,329	\$ 4,400	\$ -	<p>CURRENT YEAR SERVICE</p> <p>This bid funds 3 FTEs responsible for the coordination of employee discharge/demotion appeals and grievance process under the guidelines of the City Charter and Personnel Rules.</p> <p><i>See also CVS-001-A (Line 81)</i></p>

Preliminary and Subject to Change

General Fund: \$120,945,060

Symbol	Note
*	Should be funded
#	Bid Information has changed
* #	Should be funded / Bid Information has changed

1	2	3	4	5	6	7	8	
Line	Bid Number	Bid Name	Bid Price	Team Recommended Amount	Running Total	Revenue	Reimbursement	Comments/Impact Statements
35	CCO-005	Financial Reporting	\$ 1,796,298	\$ 1,796,298	\$ 31,255,031	\$ -	\$ 308,963	<p>CURRENT YEAR SERVICE AT REDUCED SERVICE LEVEL</p> <p>This bid funds 22.1 FTEs responsible for the preparation of the Comprehensive Annual Financial Report (CAFR) and the annual financial statements for the Water Utilities, Aviation, Economic Development Tax Increment Finance funds and Local Government Corporations.</p> <p>This bid does not fund 3 positions.</p> <p>This service is partially reimbursed from the Dallas Convention Center Hotel Development Corporation (\$18k), Aviation (\$25k), Dallas Water Utilities (\$30k) and Convention & Event Services (\$235k).</p> <p><i>See also CCO-005-A (Line 71) and CCO-005-D (Line 61)</i></p>
36	MGT-007	City Agenda Process	\$ 198,077	\$ 198,077	\$ 31,056,954	\$ -	\$ -	<p>CURRENT YEAR SERVICE</p> <p>This bid funds 3 FTEs responsible for ensuring that all departments present voting and briefing items to the Council and citizens in a uniform and consistent manner.</p>
37	CVS-004	Applicant Processing - Uniform	\$ 463,536	\$ 463,536	\$ 30,593,418	\$ -	\$ -	<p>CURRENT YEAR SERVICE</p> <p>This bid funds 6 FTEs responsible for reviewing several thousand applications a year and other qualifying materials (e.g., college transcripts, certifications and military documents) for entry-level and promotional public safety candidates as well as administering and grading required tests.</p>
38	CVS-005	Applicant Processing - Civilian	\$ 656,198	\$ 656,198	\$ 29,937,220	\$ -	\$ -	<p>CURRENT YEAR SERVICE AT REDUCED LEVEL</p> <p>This bid funds 6 FTEs responsible for handling recruitment activities, developing minimum qualifications for approximately 750 job titles to seek job applicants. In addition the unit ensures all reduction-in-force (RIF) rules and processes are performed under the guidelines of the City Charter and Civil Service Rules.</p> <p>This bid does not fund 1 FTE (Office Assistant).</p> <p><i>See also CVS-005-A (Line 60)</i></p>

Preliminary and Subject to Change

General Fund: \$120,945,060

Symbol	Note
*	Should be funded
#	Bid Information has changed
* #	Should be funded / Bid Information has changed

	1	2	3	4	5	6	7	8	
	Line	Bid Number	Bid Name	Bid Price	Team Recommended Amount	Running Total	Revenue	Reimbursement	Comments/Impact Statements
#	39	BMS-007	Utility Management	\$ 339,076	\$ 339,076	\$ 29,598,144	\$ 101,695,902	\$ -	<p>CURRENT YEAR SERVICE</p> <p>This bid funds 1.5 FTEs responsible for oversight and management of franchise utilities and certified telecommunication providers using public rights-of-way, including electric, natural gas and cable TV.</p> <p># Increased revenues primarily from Atmos Energy and AT&T Uverse.</p>
	40	MGT-004	311 Customer Service Center	\$ 1,632,875	\$ 1,632,875	\$ 27,965,269	\$ -	\$ 4,129,653	<p>CURRENT YEAR SERVICE</p> <p>This bid funds 103 FTEs who provide 24/7 direct access for residents requesting City services, information, water billing assistance, and Court & Detention Services information. 311 also provides immediate dispatch of City field crews for urgent services (such as traffic light outages, water main breaks, hazardous potholes).</p> <p>This service is partially reimbursed by Sanitation (\$364k) and Dallas Water Utilities (\$3.8m).</p> <p><i>See also MGT-004-A (Line 86)</i></p>
	41	EBS-001	City Facility Operation, Maintenance and Repair	\$11,593,631	\$ 11,593,631	\$ 16,371,638	\$ 511,940	\$ 1,361,103	<p>CURRENT YEAR SERVICE AT A REDUCED LEVEL</p> <p>This bid funds 147.7 FTEs who perform service operations, maintenance and repairs on 508 city-owned buildings (over 9.1 million sq. ft.).</p> <p>This bid does not fund overtime costs, building materials or contract services.</p> <p>This service is partially reimbursed by various departments for reimbursable work orders (\$1.4m).</p> <p><i>See also EBS-001-A (Line 62), EBS-001-B (Line 73) and EBS-001-C (Line 74)</i></p>
	42	CVS-002	Fire Applicant - Physical Abilities Testing	\$ 44,005	\$ 44,005	\$ 16,327,633	\$ -	\$ -	<p>CURRENT YEAR SERVICE</p> <p>This bid funds .5 FTE who administers tests to assess the physical abilities of applicants to perform firefighter duties pursuant to City Charter XVI, SEC. 5 and SEC 13 and Civil Service Rule XXIV, Sec.1(5).</p>

Preliminary and Subject to Change

General Fund: \$120,945,060

Symbol	Note
*	Should be funded
#	Bid Information has changed
* #	Should be funded / Bid Information has changed

1	2	3	4	5	6	7	8	
Line	Bid Number	Bid Name	Bid Price	Team Recommended Amount	Running Total	Revenue	Reimbursement	Comments/Impact Statements
43	CVS-003	Analysis/Development and Validation	\$ 606,684	\$ 606,684	\$ 15,720,949	\$ -	\$ -	<p>CURRENT YEAR SERVICE AT REDUCED LEVEL</p> <p>This bid funds 5.5 FTEs responsible for assisting departments in hiring the most qualified applicants for City jobs. This is accomplished by evaluating and analyzing employee competencies through job-related tests and other assessment methods.</p> <p>This bid does not fund a maintenance agreement for statistical software, airfare for assessors for fire and police testing and supplies.</p> <p><i>See also CVS-003-A (Line 63) and CVS-003-B (Line 83)</i></p>
44	PER-004	Compensation Analysis / Classification	\$ 523,412	\$ 523,412	\$ 15,197,537	\$ -	\$ -	<p>CURRENT YEAR SERVICE</p> <p>This bid funds 4 FTEs who provide compensation, job classification and position management services for the City to ensure jobs are classified in pay grades commensurate with market-competitive pay and the Fair Labor Standards Act rules.</p>
45	MGT-003	Strategic Customer Services	\$ 970,710	\$ 970,710	\$ 14,226,827	\$ -	\$ 79,705	<p>CURRENT YEAR SERVICE</p> <p>This bid funds 11 FTEs responsible for monitoring performance measures, benchmarking and the City's Strategic Plan for all City Departments. The Service Area Coordination team manages interdepartmental projects, community issues and works closely with council members and citizens to effect positive change.</p> <p>This service is partially reimbursed by Water Utilities (\$80k).</p>
46	MGT-006	Fair Housing and Human Rights Compliance	\$ 86,519	\$ 86,519	\$ 14,140,308	\$ -	\$ -	<p>CURRENT YEAR SERVICE</p> <p>This bid funds 1 FTE responsible for housing discrimination investigations and mediation of cases based on sexual orientation under the Dallas City Code.</p> <p><i>See also MGT-006-B (Line 77)</i></p>

FY14 Adopted Budget (\$110,625,367)

Preliminary and Subject to Change

General Fund: \$120,945,060

Symbol	Note
*	Should be funded
#	Bid Information has changed
* #	Should be funded / Bid Information has changed

1	2	3	4	5	6	7	8	
Line	Bid Number	Bid Name	Bid Price	Team Recommended Amount	Running Total	Revenue	Reimbursement	Comments/Impact Statements
47	BMS-009	Efficiency Team	\$ 292,287	\$ 292,287	\$ 13,848,021	\$ -	\$ -	CURRENT YEAR SERVICE This bid funds 3 FTEs that provide processes and develop strategies to increase efficiency and productivity in all departments.
48	SEC-005	Customer Service	\$ 134,738	\$ 134,738	\$ 13,713,283	\$ -	\$ -	CURRENT YEAR SERVICE This bid funds 2 FTEs who provide all customer service functions, post meeting notices, accept legal notices served to the City, register citizens to speak at council meetings, process Administrative Actions/council documents, prepare certifications for legal proceedings and process payments as required by law. <i>See also SEC-005-A (Line 68)</i>
49	MGT-008	Boards and Commissions Liaison	\$ 76,543	\$ 76,543	\$ 13,636,740	\$ -	\$ -	CURRENT YEAR SERVICE This bid funds 1 FTE responsible for the operation and administrative support for all five Boards and Commissions.
# 50	SEC-004-Z	Elections	\$ 100,000	\$ -	\$ 13,636,740	\$ -	\$ -	BID TO MAINTAIN CURRENT YEAR SERVICE LEVEL This bid restores funding for advertising of elections. # Expenses reduced. Contingency funds will be used for all potential run-off election related expenses. <i>See also SEC-004 (Line 24)</i>
51	PBW-009	Land Surveying Services	\$ 89,413	\$ 89,413	\$ 13,547,327	\$ 43,500	\$ 670,135	CURRENT YEAR SERVICE This bid funds 10.6 FTEs for Land Surveying services, project management and review of consultant proposals, work products providing quality control, assuring compliance with City of Dallas ordinances and the State of Texas Surveying Act and submittals for land surveying for all City departments and all City properties. This service is partially reimbursed by Storm Drainage Management (\$288k), Bond Funds (\$215k), and Water Utilities (\$167k).

Preliminary and Subject to Change

General Fund: \$120,945,060

Symbol	Note
*	Should be funded
#	Bid Information has changed
* #	Should be funded / Bid Information has changed

1	2	3	4	5	6	7	8	
Line	Bid Number	Bid Name	Bid Price	Team Recommended Amount	Running Total	Revenue	Reimbursement	Comments/Impact Statements
52	MGT-002	Public Information Office / Marketing & Media Relations	\$ 560,037	\$ 560,037	\$ 12,987,290	\$ -	\$ 265,000	<p>CURRENT YEAR SERVICE AT REDUCED LEVEL</p> <p>This bid funds 8 FTEs responsible for providing cost-efficient communications and public relations/media relations/translations services to departments and officials and managing the open records process. Printing and professional graphic services are also funded.</p> <p>This bid does not fund 7 FTEs for the Dallas City News Network (DCNN).</p> <p>This service is partially reimbursed by Aviation (\$50k), Sanitation (\$50k), Storm Water Drainage Management (\$65k) and Water Utilities (\$100k).</p> <p><i>See also MGT-002-A (Line 85) and MGT-002-B (Line 56)</i></p>
53	AUD-001-A	Audits, Attestations and Investigations	\$ 267,820	\$ 267,820	\$ 12,719,470	\$ -	\$ -	<p>BID TO MAINTAIN CURRENT YEAR SERVICE LEVEL</p> <p>This bid funds the equivalent of 2.9 FTEs (0.85 FTE to complete the full year funding of one FTE that is partially funded in base bid; and, additional funding for two FTEs effective 10/01/2014 that were authorized for FY 2014, but were not fully funded.)</p> <p><i>See also AUD-001 (Line 14) and AUD-001-B (Line 70)</i></p>
# 54		FY 2014-15 Projected Cost for Internal Services	\$14,326,712	\$ 10,508,553	\$ 2,210,917	\$ -	\$ -	<p>FY 2014-15 Projected cost increases for CIS, Fleet, Fuel, Electricity, Risk and Benefits</p> <p># Expenses reduced due to changes to Internal Services estimates.</p>
55	BMS-008-A	Grant Administration	\$ 213,503	\$ 213,503	\$ 1,997,414	\$ -	\$ -	<p>BID TO MAINTAIN CURRENT YEAR SERVICE LEVEL</p> <p>This bid restores funding for 3 FTEs in the planning and program oversight area. Two of these FTEs were previously supported through CDBG funding.</p> <p><i>See also BMS-008 (Line 25)</i></p>

Preliminary and Subject to Change

General Fund: \$120,945,060

Symbol	Note
*	Should be funded
#	Bid Information has changed
* #	Should be funded / Bid Information has changed

1	2	3	4	5	6	7	8	
Line	Bid Number	Bid Name	Bid Price	Team Recommended Amount	Running Total	Revenue	Reimbursement	Comments/Impact Statements
56	MGT-002-B	Cable Access and Audiovisual Services	\$ 570,447	\$ 570,447	\$ 1,426,967	\$ -	\$ -	<p>BID TO MAINTAIN CURRENT YEAR SERVICE LEVEL</p> <p>This bid restores funding for 6 FTEs who provide audio visual services to the City through the Dallas City News Network. DCNN supports Council meeting & committee broadcasts, news conferences & the City's purchasing bid openings.</p> <p><i>See also MGT-002 (Line 52) and MGT-002-A (Line 85)</i></p>
57	POM-001-A	Purchasing/Contract Management	\$ 68,626	\$ 68,626	\$ 1,358,341	\$ -	\$ -	<p>BID TO MAINTAIN CURRENT YEAR SERVICE LEVEL</p> <p>This bid restores funding for 1 FTE that administers master agreement contracts and requisitions to ensure goods and services are provided to the city in accordance with state laws and city policies.</p> <p><i>See also POM-001 (Line 12), POM-001-B (Line 72) and POM-001-C (Line 76)</i></p>
58	BMS-006-A	Citywide Capital and Operating Budget Development and Monitoring	\$ 66,679	\$ 66,679	\$ 1,291,662	\$ -	\$ -	<p>BID TO MAINTAIN CURRENT YEAR SERVICE LEVEL</p> <p>This bid restores funding for 1 FTE who is responsible for overseeing several citywide responsibilities including coordination of the City Council calendar, performing the annual audit of all city Administrative Directives, and publishing public hearing notices and ordinances in local media.</p> <p><i>See also BMS-006 (Line 5) and BMS-006-B (Line 79)</i></p>
59	PER-005	Ethics and Diversity Liaison	\$ 109,021	\$ 109,021	\$ 1,182,641	\$ -	\$ -	<p>CURRENT YEAR SERVICE</p> <p>This bid funds 1 FTE. The Ethics and Diversity Officer is responsible for coordinating, updating, and administering all documents related to City of Dallas employee rules and regulations, Code of Ethics and Administrative Directives.</p>

Preliminary and Subject to Change

General Fund: \$120,945,060

Symbol	Note
*	Should be funded
#	Bid Information has changed
* #	Should be funded / Bid Information has changed

1	2	3	4	5	6	7	8	
Line	Bid Number	Bid Name	Bid Price	Team Recommended Amount	Running Total	Revenue	Reimbursement	Comments/Impact Statements
60	CVS-005-A	Applicant Processing - Civilian	\$ 74,097	\$ 74,097	\$ 1,108,544	\$ -	\$ -	<p>BID TO MAINTAIN CURRENT YEAR SERVICE LEVEL</p> <p>This bid restores funding for 1 FTE (Office Assistant 11) professional services, Neogov Workforce Management System training, and the purchase of office supplies.</p> <p><i>See also CVS-005 (Line 38)</i></p>
61	CCO-005-D	Financial Reporting	\$ 162,464	\$ 162,464	\$ 946,080	\$ -	\$ -	<p>BID TO MAINTAIN CURRENT YEAR SERVICE LEVEL</p> <p>This bid restores funding for 3 FTEs in the Financial Reporting Division. Without these positions, preparation of the City's financial statements will be subject to errors, timeliness and audit findings. Also, the positions are needed to ensure the department's ability to consistently complete the CAFR within a 6 month period. Completing the CAFR on time is critical to the City's ability to issue bonds and fund capital projects.</p> <p><i>See also CCO-005 (Line 35) and CCO-005-A (Line 71)</i></p>
62	EBS-001-A	City Facility Operation, Maintenance and Repair	\$ 319,355	\$ 319,355	\$ 626,725	\$ -	\$ -	<p>BID TO MAINTAIN CURRENT YEAR SERVICE LEVEL</p> <p>This bid restores funding of \$46,115 in Overtime, \$214,652 in Contract Services, and \$58,587 for Building Materials for in-house staff.</p> <p><i>See also EBS-001 (Line 41), EBS-001-B (Line 73) and EBS-001-C (Line 74)</i></p>
63	CVS-003-A	Analysis/Development and Validation	\$ 26,644	\$ 26,644	\$ 600,081	\$ -	\$ -	<p>BID TO MAINTAIN CURRENT YEAR SERVICE LEVEL</p> <p>This bid restores funding for a maintenance agreement for existing statistical software. The software is used to analyze job analysis survey data and test results.</p> <p><i>See also CVS-003 (Line 43) and CVS-003-B (Line 83)</i></p>

5/21/14 Funding Line

6/18/14 Funding Line

Preliminary and Subject to Change

General Fund: \$120,945,060

Symbol	Note
*	Should be funded
#	Bid Information has changed
* #	Should be funded / Bid Information has changed

1	2	3	4	5	6	7	8	
Line	Bid Number	Bid Name	Bid Price	Team Recommended Amount	Running Total	Revenue	Reimbursement	Comments/Impact Statements
* 64	EBS-004	Energy Procurement and Monitoring	\$ 3,720,670	\$ 3,720,670	\$ (3,120,589)	\$ -	\$ 159,493	<p>CURRENT YEAR SERVICE AT REDUCED LEVEL</p> <p>This bid funds 2 FTEs who procure electricity, monitor its use and conservation, and conduct high-level billing audits weekly. The bid also includes electricity costs for the EBS Department and multi-tenant City buildings, and procure more than \$70M annually in renewable and conventional energy.</p> <p>This bid does not fund office and fuel supplies and professional services (\$75k).</p> <p>This service is partially reimbursed by the Convention Center (\$159k).</p> <p><i>See also line EBS-004-A (Line 65)</i></p>
* 65	EBS-004-A	Energy Procurement and Monitoring	\$ 74,934	\$ 74,934	\$ (3,195,523)	\$ -	\$ -	<p>BID TO MAINTAIN CURRENT YEAR SERVICE LEVEL</p> <p>This bid restores for office and fuel supplies and professional services that will allow EBS Energy Procurement and Monitoring the ability to maintain the same service level from the prior year.</p> <p><i>See also EBS-004 (Line 64)</i></p>
* # 66	ATT-002-B	Litigation	\$ 117,837	\$ 117,837	\$ (3,313,360)	\$ -	\$ -	<p>ENHANCEMENT</p> <p>This bid funds 2 FTEs (1 Asst. City Attorney and 1 Legal Assistant) to the General Litigation section that would be responsible for cases related to eminent domain, affirmative litigation, and third-party discovery.</p> <p># Ranking of service changed and service is proposed to be funded in FY15.</p> <p><i>See also ATT-002 (Line 4)</i></p>

Preliminary and Subject to Change

General Fund: \$120,945,060

Symbol	Note
*	Should be funded
#	Bid Information has changed
* #	Should be funded / Bid Information has changed

1	2	3	4	5	6	7	8		
Line	Bid Number	Bid Name	Bid Price	Team Recommended Amount	Running Total	Revenue	Reimbursement	Comments/Impact Statements	
* #	67	ATT-003-B	General Counsel	\$ 198,718	\$ 198,718	\$ (3,512,078)	\$ -	\$ -	<p>ENHANCEMENT</p> <p>This bid funds 3 FTEs for the General Counsel section. These attorneys would be responsible for preparing binding contracts, ordinances and real estate transactions that comply with Federal, State and City law.</p> <p># Ranking of service changed and services proposed to be funded in FY15.</p> <p><i>See also ATT-003 (Line 3)</i></p>
* #	68	SEC-005-A	Customer Service	\$ 70,188	\$ 70,188	\$ (3,582,266)	\$ -	\$ -	<p>ENHANCEMENT</p> <p>This bid funds 1 FTE to oversee the day to day operations in this unit in the Customer Service division.</p> <p># Ranking of service changed and service is proposed to be funded in FY15.</p> <p><i>See also SEC-005 (Line 48)</i></p>
* #	69	SEC-003-A	Boards and Commissions Support	\$ 13,068	\$ 13,068	\$ (3,595,334)	\$ -	\$ -	<p>ENHANCEMENT</p> <p>This bid funds annual maintenance for NeoGov and SIRE programs for use in B&C appointment processes. If not, obtained, process will be largely hindered and revert back to a manual application process.</p> <p># Ranking of service changed and service is proposed to be funded in FY15.</p> <p><i>See also SEC-003 (Line 33)</i></p>

Preliminary and Subject to Change

General Fund: \$120,945,060

Symbol	Note
*	Should be funded
#	Bid Information has changed
* #	Should be funded / Bid Information has changed

1	2	3	4	5	6	7	8	
Line	Bid Number	Bid Name	Bid Price	Team Recommended Amount	Running Total	Revenue	Reimbursement	Comments/Impact Statements
* # 70	AUD-001-B	Audits, Attestations and Investigations	\$ 274,808	\$ 201,281	\$ (3,796,615)	\$ -	\$ -	<p>ENHANCEMENT</p> <p>This bid funds 3 FTEs and associated costs of the addition of new personnel (training, equipment, and memberships.)</p> <p># Ranking of service changed and service is proposed to be funded in FY15. Funding was reduced to fund 2 new FTEs.</p> <p><i>See also AUD-001 (Line 14) and AUD-001-A (Line 53)</i></p>
71	CCO-005-A	Financial Reporting	\$ 341,208	\$ 341,208	\$ (4,137,823)	\$ -	\$ -	<p>ENHANCEMENT</p> <p>This bid funds 4 FTEs that will assist in preparing financial statements. The accountants will also provide analytical research to ensure financial activity is recorded properly.</p> <p><i>See also CCO-005 (Line 35) and CCO-005-D (Line 61)</i></p>
72	POM-001-B	Purchasing/Contract Management	\$ 20,000	\$ 20,000	\$ (4,157,823)	\$ -	\$ -	<p>ENHANCEMENT</p> <p>This bid funds professional development for BDPS procurement professionals. This will ensure the City's procurement professionals remain current with industry standards, best practices, maximize savings, and ensure the legal aspects of public purchasing requirements.</p> <p><i>See also POM-001 (Line 12), POM-001-A (Line 57), and POM-001-C (Line 76)</i></p>
73	EBS-001-B	City Facility Operation, Maintenance and Repair	\$ 3,263,544	\$ 3,263,544	\$ (7,421,367)	\$ -	\$ -	<p>ENHANCEMENT</p> <p>This bid funds 10 FTEs (\$530k), tools, supplies and protective equipment (\$81k) building materials (\$550k), building assessments (\$850k), contractual services (\$1.17M), training, computers, software and vehicles (\$82k) to improve the preventative maintenance of city equipment and facilities.</p> <p><i>See also EBS-001 (Line 41), EBS-001-A (Line 62) and EBS-001-C (Line 74)</i></p>

Preliminary and Subject to Change

General Fund: \$120,945,060

Symbol	Note
*	Should be funded
#	Bid Information has changed
* #	Should be funded / Bid Information has changed

1	2	3	4	5	6	7	8	
Line	Bid Number	Bid Name	Bid Price	Team Recommended Amount	Running Total	Revenue	Reimbursement	Comments/Impact Statements
74	EBS-001-C	City Facility Operation, Maintenance and Repair	\$15,893,566	\$ 15,893,566	\$ (23,314,933)	\$ -	\$ -	<p>ENHANCEMENT</p> <p>This bid funds 2 FTEs (\$143,427); Professional Services (\$750,000) and Major Maintenance Funds (\$15,000,000).</p> <p><i>See also EBS-001 (Line 41), EBS-001-A (Line 62) and EBS-001-B (Line 73)</i></p>
75	PER-001-C	Human Resource Consulting	\$ 324,674	\$ 324,674	\$ (23,639,607)	\$ -	\$ -	<p>ENHANCEMENT</p> <p>This bid funds a newly instituted Management Fellows program. The City of Dallas Management Fellows Program will be a forty-five month series of departmental placements including a nine month assignment in the City Manager's Office, Department of Human Resources, and Business Development & Procurement Services, Office of Financial Services and one of the specified City operations departments.</p> <p><i>See also PER-001 (Line 20) and PER-001-B (Line 80)</i></p>
76	POM-001-C	Purchasing/Contract Management	\$ 20,000	\$ 20,000	\$ (23,659,607)	\$ -	\$ -	<p>ENHANCEMENT</p> <p>This bid funds an additional third party assessment of the City's procurement processes, to ensure best practices and procedures are implemented.</p> <p><i>See also POM-001 (Line 12), POM-001-A (Line 57) and POM-001-B (Line 72)</i></p>
77	MGT-006-B	Fair Housing and Human Rights Compliance	\$ 125,286	\$ 125,286	\$ (23,784,893)	\$ -	\$ -	<p>ENHANCEMENT</p> <p>This bid funds 2 FTEs that will allow the Fair Housing Office to increase the number of bilingual and disability related outreach and education events.</p> <p><i>See also MGT-006 (Line 46)</i></p>
78	SEC-006-A	Records Management	\$ 40,388	\$ 40,388	\$ (23,825,281)	\$ -	\$ -	<p>ENHANCEMENT</p> <p>This bid funds a document management system that will allow city records maintained by the City Secretary to be converted to electronic form; thereby promoting transparency of government records/actions as more information is available to the public via the internet.</p> <p><i>See also SEC-006 (Line 27)</i></p>

Preliminary and Subject to Change

General Fund: \$120,945,060

Symbol	Note
*	Should be funded
#	Bid Information has changed
* #	Should be funded / Bid Information has changed

1	2	3	4	5	6	7	8	
Line	Bid Number	Bid Name	Bid Price	Team Recommended Amount	Running Total	Revenue	Reimbursement	Comments/Impact Statements
79	BMS-006-B	Citywide Capital and Operating Budget Development and Monitoring	\$ 90,807	\$ 90,807	\$ (23,916,088)	\$ -	\$ -	<p>ENHANCEMENT</p> <p>This bid funds 1 FTE (Manager III) that is critical to the unit's day-to-day operations and the development of city's annual budget. The responsibilities include revenue projection, expenditure estimate, debt analysis, budget related research, and other periodic financial analysis and reports.</p> <p><i>See also BMS-006 (Line 5) and BMS-006-A (Line 58)</i></p>
80	PER-001-B	Human Resource Consulting	\$ 1,140,060	\$ 1,140,060	\$ (25,056,148)	\$ -	\$ -	<p>ENHANCEMENT</p> <p>This bid funds 15 FTEs to support the HR Service Center. The City proposes to expand the Human Resources Generalists (HRG) service model to better aid employees understanding their rights and responsibilities; complete investigations in a timely manner, assist in identifying training opportunities, develop & deliver training, provide citywide and department specific training on topics such as performance management, expand supervisory development training from one day to one week, revamp the Piloting the Flight Leadership program, add a diversity training to the training offerings which will include issues brought forward by the LGBT community, all while engaging in succession planning.</p> <p><i>See also PER-001 (Line 20) and PER-001-C (Line 75)</i></p>
81	CVS-001-A	Civil Service Board Administration/Employee Appeals Process	\$ 54,565	\$ 54,565	\$ (25,110,713)	\$ -	\$ -	<p>ENHANCEMENT</p> <p>This bid funds 1 FTE to assist with complex financial management functions, employee discharge/demotion appeals, grievance proceedings, Civil Service Board projects, and open records requests.</p> <p><i>See also CVS-001 (Line 34)</i></p>

Preliminary and Subject to Change

General Fund: \$120,945,060

Symbol	Note
*	Should be funded
#	Bid Information has changed
* #	Should be funded / Bid Information has changed

1	2	3	4	5	6	7	8	
Line	Bid Number	Bid Name	Bid Price	Team Recommended Amount	Running Total	Revenue	Reimbursement	Comments/Impact Statements
82	SEC-001-A	Archives	\$ 58,006	\$ 58,006	\$ (25,168,719)	\$ -	\$ -	<p>ENHANCEMENT</p> <p>This bid funds 1 FTE to assist the Archivist. For several years, the City Secretary has reported the ever increasing workload for the City Archivist. Funding this bid will enable the Archivist to render service to the public or process historical files at an acceptable level.</p> <p><i>See also SEC-001 (Line 26)</i></p>
83	CVS-003-B	Analysis/Development and Validation	\$ 247,564	\$ 247,564	\$ (25,416,283)	\$ -	\$ -	<p>ENHANCEMENT</p> <p>This bid funds 2 FTEs to focus on test development for civilian classifications and provide guidance and advanced specialized expertise.</p> <p><i>See also CVS-003 (Line 43) and CVS-003-A (Line 63)</i></p>
84	BMS-003-A	Internal Control Task Force	\$ 104,938	\$ 104,938	\$ (25,521,221)	\$ -	\$ -	<p>ENHANCEMENT</p> <p>This bid funds 1 FTE and associated costs for staff responsible for continuous monitoring of financial and operational internal controls and performing computer access control evaluation services.</p> <p><i>See also BMS-003 (Line 30)</i></p>
85	MGT-002-A	Public Information Office / Marketing & Media Relations	\$ 51,091	\$ 51,091	\$ (25,572,312)	\$ -	\$ -	<p>ENHANCEMENT</p> <p>This bid funds 1 FTE to process the increasing number of Open Record Requests; manage multi-departmental responses and coordinate with City Attorney's Office; and provide training to ensure requests are processed accurately.</p> <p><i>See also MGT-002 (Line 52) and MGT-002-B (Line 56)</i></p>
86	MGT-004-A	311 Customer Service Center	\$ 292,932	\$ 292,932	\$ (25,865,244)	\$ -	\$ -	<p>ENHANCEMENT</p> <p>This bid funds overtime and temporary help services, allowing adequate staffing of the 311 Customer Service Center to ensure quality customer service.</p> <p><i>See also MGT-004 (Line 40)</i></p>

Preliminary and Subject to Change

Department	FY14 Adopted	FY15 Above Funding Line	FY15 Asterisk	FY15 Preliminary (Above Line + Asterisk)	Percent Change	FY15 Not Funded
Building Services	23,261,226	20,199,213	3,596,245	23,795,458	2.3%	20,115,011
Business Dev. & Procurement	2,654,466	2,760,573	-	2,760,573	4.0%	110,897
City Attorney's Office	13,920,124	14,557,348	535,438	15,092,786	8.4%	-
City Auditor's Office	2,391,124	2,677,039	201,281	2,878,320	20.4%	73,527
City Controller's Office	5,390,605	5,513,854	-	5,513,854	2.3%	341,208
City Manager's Office	1,558,962	1,847,826	-	1,847,826	18.5%	-
City Secretary's Office	2,878,721	2,914,013	83,256	2,997,269	4.1%	98,394
Civil Service	2,125,772	2,271,048	-	2,271,048	6.8%	502,129
Code Compliance	33,720,277	34,323,326	331,920	34,655,246	2.8%	4,174,807
Court & Detention Services	20,113,977	19,514,821	-	19,514,821	-3.0%	391,769
Dallas Fire Rescue	219,029,468	217,140,571	6,471,291	223,611,862	2.1%	11,992,482
Housing/Community Services	10,882,504	10,832,432	389,674	11,222,106	3.1%	2,278,918
Human Resources	4,079,802	4,259,288	-	4,259,288	4.4%	1,464,734
Judiciary	3,527,767	3,523,454	140,946	3,664,400	3.9%	-
Library	22,370,198	23,039,691	-	23,039,691	3.0%	2,740,799
Management Services	5,967,818	6,660,758	-	6,660,758	11.6%	576,177
Mayor & Council	3,910,700	3,979,237	-	3,979,237	1.8%	-
Non-Departmental	41,935,424	46,231,795	-	46,231,795	10.2%	104,938
Office of Cultural Affairs	16,916,038	16,565,476	453,776	17,019,252	0.6%	3,754,184
Office of Economic Dev.	1,122,279	1,273,164	-	1,273,164	13.4%	74,083
Office of Financial Services	2,885,978	3,166,071	-	3,166,071	9.7%	90,807
Park & Recreation	78,614,401	80,203,554	1,199,144	81,402,698	3.5%	4,673,602
Dallas Police Department	426,401,375	440,344,852	-	440,344,852	3.3%	-
Public Works	7,120,506	7,144,636	-	7,144,636	0.3%	117,000
Sanitation Services	74,399,205	75,834,130	-	75,834,130	1.9%	-
Street Lighting	19,201,341	17,920,448	-	17,920,448	-6.7%	-
Street Services	61,742,328	64,112,365	-	64,112,365	3.8%	10,063,098
Sustainable Dev. & Const.	1,787,747	1,840,594	-	1,840,594	3.0%	201,022
Trinity Watershed Mgmt.	661,387	910,802	442,615	1,353,417	104.6%	-
Reserves and Transfers	7,828,372	7,428,372	-	7,428,372	-5.1%	-
Other Costs to be Allocated	-	10,508,553	-	10,508,553		-
Total	1,118,399,892	1,149,499,304	13,845,586	1,163,344,890	4.0%	63,939,586

Preliminary and Subject to Change

Equipment and Building Services	Bid Number	FY14 Adopted	FY15 Above Funding Line	FY15 Asterisk	FY15 Preliminary (Above Line + Asterisk)	FY15 Not Funded
City Facility Operation, Maintenance and Repair						
Base - Operate, maintain, and repair 508 city-owned buildings	EBS-001	11,445,418	11,593,631	-	11,593,631	-
Maintain - Overtime, contract services, and building materials	EBS-001-A	-	319,355	-	319,355	-
Enhancement - Additional staff, tools, supplies, building assessments, and other items to improve preventative maintenance	EBS-001-B	-	-	-	-	3,263,544
Enhancement - Additional funding for major maintenance	EBS-001-C	-	-	-	-	15,893,566
City Facility Operation, Maintenance and Repair Sub-totals		11,445,418	11,912,986	-	11,912,986	19,157,110
Bullington Truck Terminal and Thanksgiving Square						
Base - Operation and maintenance of Bullington Truck Terminal and Thanksgiving Square	EBS-002	693,969	689,003	-	689,003	-
Bullington Truck Terminal and Thanksgiving Square Sub-totals		693,969	689,003	-	689,003	-
Security Service for City Facilities						
Base - Security services for 11 City facilities, and operation of City Hall Parking Garage	EBS-003	3,897,421	3,638,665	-	3,638,665	-
Enhancement - Full-time security patrol of the Trinity Watershed Levee System (fully reimbursed)	EBS-003-C	-	Reimbursed	-	Reimbursed	-
Maintain - Replacement of radio equipment and renovation of EBS Security dispatch area at City Hall	EBS-003-A	-	-	312,722	312,722	-
Enhancement - Upgrade to access control system and integration of a fire alarm system at City Hall and other City facilities	EBS-003-B	-	-	-	-	775,000
Enhancement- Additional on-site security to support expanded hours at WDMC Community Center	EBS-003-D	-	-	-	-	26,000
Security Service for City Facilities Sub-totals		3,897,421	3,638,665	312,722	3,951,387	801,000
Energy Procurement and Monitoring						

Preliminary and Subject to Change

Equipment and Building Services	Bid Number	FY14 Adopted	FY15 Above Funding Line	FY15 Asterisk	FY15 Preliminary (Above Line + Asterisk)	FY15 Not Funded
Base - Procurement, usage monitoring, and billing audits of electricity for City facilities	EBS-004	3,834,869	600,081	3,120,589	3,720,670	-
Maintain- Office supplies, fuel supplies, and funding for professional services	EBS-004-A	-	-	74,934	74,934	-
Energy Procurement and Monitoring Sub-totals		3,834,869	600,081	3,195,523	3,795,604	-
Custodial Maintenance						
Base - Cleaning services at 100 City facilities	EBS-005	3,389,549	3,358,478	-	3,358,478	-
Maintain - Restores funding for laundry service, major tools, geo testing, and contracts	EBS-005-A	-	-	88,000	88,000	-
Enhancement - Additional staff to meet weekend custodial service coverage needs	EBS-005-C	-	-	-	-	156,901
Custodial Maintenance Sub-totals		3,389,549	3,358,478	88,000	3,446,478	156,901
Equipment and Building Services Totals		23,261,226	20,199,213	3,596,245	23,795,458	20,115,011

Preliminary and Subject to Change

Business Development and Procurement Services	Bid Number	FY14 Adopted	FY15 Above Funding Line	FY15 Asterisk	FY15 Preliminary (Above Line + Asterisk)	FY15 Not Funded
Purchasing/ Contract Management						
Base - Ensure compliance with federal, state, and local procurement guidelines	POM-001	2,008,470	2,038,685	-	2,038,685	-
Maintain - Staff to administer master agreement contracts and requisitions	POM-001-A	-	68,626	-	68,626	-
Enhancement - Professional development for procurement staff	POM-001-B	-	-	-	-	20,000
Enhancement - Additional third party assessment of procurement processes	POM-001-C	-	-	-	-	20,000
Purchasing/ Contract Management Sub-totals		2,008,470	2,107,311	-	2,107,311	40,000
Vendor Development						
Base - Staff to promote the BID program policy by encouraging MWBE participation	POM-002	192,767	206,212	-	206,212	-
Enhancement - Additional staff to provide one-on-one technical assistance to registered vendors	POM-002-A	-	-	-	-	70,897
Vendor Development Sub-totals		192,767	206,212	-	206,212	70,897
Business Inclusion & Development Compliance Monitoring						
Base -Management of the BID program	POM-003	453,229	447,050	-	447,050	-
Business Inclusion & Development Compliance Monitoring Sub-totals		453,229	447,050	-	447,050	-
Business Development and Procurement Services Totals		2,654,466	2,760,573	-	2,760,573	110,897

Preliminary and Subject to Change

City Attorney's Office	Bid Number	FY14 Adopted	FY15 Above Funding Line	FY15 Asterisk	FY15 Preliminary (Above Line + Asterisk)	FY15 Not Funded
Police Legal Liaison & Prosecution						
Base - Provides general legal counsel to DPD and prosecution of Class C misdemeanors	ATT-001	2,434,998	2,587,647	-	2,587,647	-
Maintain - Assistant Chief Prosecutor	ATT-001-A	-	73,940	-	73,940	-
Police Legal Liaison & Prosecution Sub-totals		2,434,998	2,661,587	-	2,661,587	-
Litigation						
Base - Represent City in legal proceedings and make settlement/dismissal recommendations to City Council	ATT-002	4,761,138	4,851,323	-	4,851,323	-
Enhancement - Additional staff for General Litigation	ATT-002-B	-	-	117,837	117,837	-
Litigation Sub-totals		4,761,138	4,851,323	117,837	4,969,160	-
General Counsel						
Base - Preparation of city contracts, ordinances, and real estate transaction documents	ATT-003	4,268,886	4,438,878	-	4,438,878	-
Enhancement - Additional attorneys	ATT-003-B	-	-	198,718	198,718	-
General Counsel Sub-totals		4,268,886	4,438,878	198,718	4,637,596	-
DFW International Airport Legal Counsel						
Base - General legal support for DFW Int'l Airport Board	ATT-004	525,999	545,167	-	545,167	-
DFW International Airport Legal Counsel Sub-totals		525,999	545,167	-	545,167	-
Environmental Enforcement, Compliance, and Support (Legal Services)						
Base - Prosecution of environmental ordinance violations	ATT-005	Reimbursed	Reimbursed	-	Reimbursed	-
Environmental Enforcement, Compliance, and Support Sub-totals		-	-	-	-	-
Neighborhood Integrity and Advocacy (Legal Services)						

Preliminary and Subject to Change

City Attorney's Office	Bid Number	FY14 Adopted	FY15 Above Funding Line	FY15 Asterisk	FY15 Preliminary (Above Line + Asterisk)	FY15 Not Funded
Base - Legal services to support the enforcement of code and zoning laws, criminal nuisance laws, and fair housing laws	ATT-006	1,929,103	2,060,393	-	2,060,393	-
Enhancement - Additional staff to support the service	ATT-006-A			218,883	218,883	-
Neighborhood Integrity and Advocacy Sub-totals		1,929,103	2,060,393	218,883	2,279,276	-
City Attorney's Office Totals		13,920,124	14,557,348	535,438	15,092,786	-

Preliminary and Subject to Change

City Auditor's Office	Bid Number	FY14 Adopted	FY15 Above Funding Line	FY15 Asterisk	FY15 Preliminary (Above Line + Asterisk)	FY15 Not Funded
Audits, Attestations and Investigations						
Base- Independent audit function at Council's direction	AUD-001	2,391,124	2,409,219	-	2,409,219	-
Maintain- 3 Assistant City Auditors	AUD-001-A	-	267,820	-	267,820	-
Enhancement- 2 Assistant City Auditor positions funded at 80% and associated costs	AUD-001-B	-	-	201,281	201,281	73,527
City Auditor's Office Totals		2,391,124	2,677,039	201,281	2,878,320	73,527

Preliminary and Subject to Change

City Controller's Office	Bid Number	FY14 Adopted	FY15 Above Funding Line	FY15 Asterisk	FY15 Preliminary (Above Line + Asterisk)	FY15 Not Funded
Deferred Compensation						
Base - Oversight of the 457(b) and 401(k) plans	CCO-001	19,788	109,987	-	109,987	-
Deferred Compensation Sub-totals		19,788	109,987	-	109,987	-
Cash and Debt Management						
Base - Management of City's investments, banking services, and coordination of capital improvements financing	CCO-002	623,920	633,651	-	633,651	-
Cash and Debt Management Sub-totals		623,920	633,651	-	633,651	-
Accounts Payable						
Base - Ensure payments to City vendors	CCO-004	1,080,544	1,123,997	-	1,123,997	-
Accounts Payable Sub-totals		1,080,544	1,123,997	-	1,123,997	-
Financial Reporting						
Base - Preparation of the CAFR and other annual financial statements	CCO-005	1,996,815	1,796,298	-	1,796,298	-
Maintain - 3 FTEs that assist in preparation of the CAFR and other financial statements	CCO-005-D	-	162,464	-	162,464	-
Enhancement - 4 FTEs to provide analytical research	CCO-005-A	-	-	-	-	341,208
Financial Reporting Sub-totals		1,996,815	1,958,762	-	1,958,762	341,208
Independent Audit						
Base - External audit of the CAFR	CCO-006	919,253	921,253	-	921,253	-
Independent Audit Sub-totals		919,253	921,253	-	921,253	-
Payroll						
Base - Management of City's payroll function	CCO-007	750,285	766,204	-	766,204	-
Payroll Sub-totals		750,285	766,204	-	766,204	-
City Controller's Office Totals		5,390,605	5,513,854	-	5,513,854	341,208

Preliminary and Subject to Change

City Manager's Office	Bid Number	FY14 Adopted	FY15 Above Funding Line	FY15 Asterisk	FY15 Preliminary (Above Line + Asterisk)	FY15 Not Funded
City Administration						
Base - Management and oversight of the City's fiscal health and daily operations to provide effective service delivery to the residents of Dallas	CMO-001	1,558,962	1,550,795	-	1,550,795	-
Maintain - Restores funding for 4 FTEs to maintain current year service level	CMO-001-A	-	297,031	-	297,031	-
City Manager's Office Totals		1,558,962	1,847,826	-	1,847,826	-

Preliminary and Subject to Change

City Secretary's Office	Bid Number	FY14 Adopted	FY15 Above Funding Line	FY15 Asterisk	FY15 Preliminary (Above Line + Asterisk)	FY15 Not Funded
Archives						
Base - Management and preservation of historical city documents	SEC-001	128,106	135,348	-	135,348	-
Enhancement - additional staff to assist City Archivist	SEC-001-A	-	-	-	-	58,006
Archives Sub-totals		128,106	135,348	-	135,348	58,006
City Council Support						
Base - City Council meeting administration including record keeping of actions and preparing minutes; managing and certifying City's official records	SEC-002	669,941	689,042	-	689,042	-
City Council Support Sub-totals		669,941	689,042	-	689,042	-
Boards and Commissions Support						
Base - Administrative support for City's Boards and Commissions as well as the Permits Licensing Appeal Board and the Ethics Advisory Commission	SEC-003	335,191	335,236	-	335,236	-
Enhancement - Annual maintenance for NeoGov and SIRE programs	SEC-003-A	-	-	13,068	13,068	-
Boards and Commissions Support Sub-totals		335,191	335,236	13,068	348,304	-
Elections						
Base - Management of City's election process	SEC-004	1,096,074	1,099,049	-	1,099,049	-
Maintain - Advertising and public notices for the 2015 General & Runoff Elections	SEC-004-Z	-	-	-	-	-
Elections Sub-totals		1,096,074	1,099,049	-	1,099,049	-
Customer Service						
Base - Performs City customer service functions including: posting of City meeting notices, accepting legal notices services to the City, managing City Council speakers, processing Administrative Actions/council documents	SEC-005	140,004	134,738	-	134,738	-

Preliminary and Subject to Change

City Secretary's Office	Bid Number	FY14 Adopted	FY15 Above Funding Line	FY15 Asterisk	FY15 Preliminary (Above Line + Asterisk)	FY15 Not Funded
Enhancement - Additional staff to oversee Customer Service division	SEC-005-A	-	-	70,188	70,188	-
Customer Service Sub-totals		140,004	134,738	70,188	204,926	-
Records Management						
Base - Oversight of city-wide record management program	SEC-006	509,405	520,600	-	520,600	-
Enhancement - Conversion of historical records to electronic form	SEC-006-A	-	-	-	-	40,388
Records Management Sub-totals		509,405	520,600	-	520,600	40,388
City Secretary's Office Totals		2,878,721	2,914,013	83,256	2,997,269	98,394

Preliminary and Subject to Change

Civil Service	Bid Number	FY14 Adopted	FY15 Above Funding Line	FY15 Asterisk	FY15 Preliminary (Above Line + Asterisk)	FY15 Not Funded
Civil Service Board Administration/Employee Appeals Process						
Base - Coordination of employee appeals and grievance process	CVS-001	390,136	399,884	-	399,884	-
Enhancement - Additional coordinator to assist financial management, appeals and grievance process, and open records requests	CVS-001-A	-	-	-	-	54,565
Civil Service Board Administration Sub-totals		390,136	399,884	-	399,884	54,565
Fire Applicant - Physical Abilities Testing						
Base - Administer physical abilities testing for firefighter applicants	CVS-002	42,348	44,005	-	44,005	-
Fire Applicant - Physical Abilities Testing Sub-totals		42,348	44,005	-	44,005	-
Analysis/Development and Validation						
Base - Administer job related testing for Civil Service positions for Police, Fire, and civilian jobs	CVS-003	624,948	606,684	-	606,684	-
Maintain- Maintenance agreement for existing statistical software and airfare for assessors for DFD and DPD assessment centers	CVS-003-A	-	26,644	-	26,644	-
Enhancement - Additional positions for test development for civilian classifications	CVS-003-B	-	-	-	-	247,564
Enhancement - Additional positions to perform Police job analyses	CVS-003-C	-	-	-	-	200,000
Analysis/Development and Validation Sub-totals		624,948	633,328	-	633,328	447,564
Applicant Processing - Uniform						
Base - Applicant screening for entry-level and promotional Police and Fire Department positions	CVS-004	428,846	463,536	-	463,536	-
Applicant Processing - Uniform Sub-totals		428,846	463,536	-	463,536	-
Applicant Processing - Civilian						
Base - Oversight of recruitment activities including advertising of open positions and application review and development of minimum qualifications	CVS-005	639,494	656,198	-	656,198	-

Preliminary and Subject to Change

Civil Service	Bid Number	FY14 Adopted	FY15 Above Funding Line	FY15 Asterisk	FY15 Preliminary (Above Line + Asterisk)	FY15 Not Funded
Maintain - Restores 1 FTE, professional services, and training	CVS-005-A	-	74,097	-	74,097	-
Applicant Processing - Civilian Sub-totals		639,494	730,295	-	730,295	-
Civil Service Totals		2,125,772	2,271,048	-	2,271,048	502,129

Preliminary and Subject to Change

Code Compliance	Bid Number	FY14 Adopted	FY15 Above Funding Line	FY15 Asterisk	FY15 Preliminary (Above Line + Asterisk)	FY15 Not Funded
Dallas Animal Services						
Base - Care and control of animals throughout the City	CCS-001	7,629,512	7,691,048	-	7,691,048	-
Maintain - Restores day labor to assist at the animal shelter	CCS-001-A	-	254,785	-	254,785	-
Enhancement - Additional staff to respond to calls related to attacks and injured animals	CCS-001-F	-	-	-	-	537,282
Enhancement - Additional staff to assist at the Everyday Adoption Center at PetSmart	CCS-001-B	-	-	-	-	365,300
Enhancement - Repair and replacement of equipment at the animal shelter	CCS-001-E	-	-	-	-	197,000
Enhancement - Landscaping, mowing and other maintenance at the animal shelter	CCS-001-D	-	-	-	-	106,000
Enhancement - Additional funding for veterinary supplies, animal food, and rabies protection	CCS-001-C	-	-	-	-	271,000
Dallas Animal Services Sub-totals		7,629,512	7,945,833	-	7,945,833	1,476,582
Neighborhood Code Compliance Services						
Base - General code enforcement services, demolition, multi-tenant inspections, Consumer Protection, Community Prosecution, and Boarding Home Inspections	CCS-002	16,641,347	16,379,213	-	16,379,213	-
Maintain- Restoration of funding for demolition contract to current year level, contract wrecker service, and title research services	CCS-002-A	-	564,590	72,992	637,582	-
Enhancement - Additional staff for code enforcement related to multi-tenant properties	CCS-002-B	-	-	-	-	164,722
Neighborhood Code Compliance Services Sub-totals		16,641,347	16,943,803	72,992	17,016,795	164,722
NCC- Single Use Carryout Bag Registration & Enforcement						
Enhancement - Enforcement of the prohibition of single-use carryout bags	CCS-002-C	-	-	-	-	-
NCC- Single Use Carryout Bag Registration & Enforcement Sub-total		-	-	-	-	-
Neighborhood Nuisance Abatement						
Base - Removal of high weeds, litter, graffiti and other code violations after enforcement options have been exhausted	CCS-003	5,761,145	5,576,164	-	5,576,164	-

Preliminary and Subject to Change

Code Compliance	Bid Number	FY14 Adopted	FY15 Above Funding Line	FY15 Asterisk	FY15 Preliminary (Above Line + Asterisk)	FY15 Not Funded
Maintain - Restores mowing contract to current year level	CCS-003-A	-	-	258,928	258,928	-
Enhancement - Funding to establish a crew dedicated to alley abatement	CCS-003-C	-	-	-	-	1,384,073
Enhancement - Purchase of vehicles and equipment	CCS-003-B	-	-	-	-	666,800
Enhancement- Maintenance at Southeast Nuisance Abatement Division	CCS-003-D	-	-	-	-	260,764
Neighborhood Nuisance Abatement Sub-totals		5,761,145	5,576,164	258,928	5,835,092	2,311,637
Regulation and Enforcement of For Hire Transportation						
Base - Oversight of for hire transportation services	CCS-004	881,614	892,884	-	892,884	-
Enhancement- Additional staff to enforce ground transportation traffic ordinances at Dallas Love Field (fully reimbursed)	CCS-004-C	Reimbursed	Reimbursed	-	Reimbursed	-
additional night regulation of City ordinances related to for-hire transportation	CCS-004-B	-	-	-	-	221,866
Regulation and Enforcement of For Hire Transportation Sub-totals		881,614	892,884	-	892,884	221,866
Consumer Health						
Base - Food Protection and Mosquito Abatement divisions	CCS-005	2,806,659	2,813,942	-	2,813,942	-
Maintain - Bureau Veritas food inspection contract	CCS-005-A	-	150,700	-	150,700	-
Consumer Health Sub-totals		2,806,659	2,964,642	-	2,964,642	-
Code Compliance Totals		33,720,277	34,323,326	331,920	34,655,246	4,174,807

Preliminary and Subject to Change

Court and Detention Services	Bid Number	FY14 Adopted	FY15 Above Funding Line	FY15 Asterisk	FY15 Preliminary (Above Line + Asterisk)	FY15 Not Funded
Jail Contract						
Lew Sterrett Jail Contract	CTS-001	8,713,637	7,983,142	-	7,983,142	-
Lew Sterrett Jail Contract Sub-totals		8,713,637	7,983,142	-	7,983,142	-
Municipal Court Services						
Base - Admin and clerical support for the Dallas Municipal Court	CTS-002	8,039,527	7,998,995	-	7,998,995	-
Enhancement - Staff to streamline the officer court scheduling process	CTS-002-B	-	65,322	-	65,322	-
Maintain - This bid includes the right-sizing of the dept by reduction of staff /supplies/services	CTS-002-A	-	-	-	-	391,769
Municipal Court Services Sub-totals		8,039,527	8,064,317	-	8,064,317	391,769
Illegal Dump Team						
Base - The Illegal Dump Team	CTS-003	Reimbursed	Reimbursed	-	Reimbursed	-
Enhancement - Additional staff for enforcement along the Trinity River Corridor	CTS-003-A	Reimbursed	Reimbursed	-	Reimbursed	-
Illegal Dump Team Sub-totals		-	-	-	-	-
City Detention Center						
Base -City Detention Center	CTS-004	1,367,125	1,411,075	-	1,411,075	-
City Detention Center Sub-totals		1,367,125	1,411,075	-	1,411,075	-
Dallas City Marshal						
Base - Dallas Marshal's Office provides law enforcement and clerical support for the Dallas Municipal Court	CTS-005	1,993,688	2,056,287	-	2,056,287	-
Dallas City Marshal Sub-totals		1,993,688	2,056,287	-	2,056,287	-
Court and Detention Services Totals		20,113,977	19,514,821	-	19,514,821	391,769

Preliminary and Subject to Change

Dallas Fire Rescue	Bid Number	FY14 Adopted	FY15 Above Funding Line	FY15 Asterisk	FY15 Preliminary (Above Line + Asterisk)	FY15 Not Funded
Fire-Rescue Equipment Maintenance and Supply						
Base - Design, purchase, and maintain emergency apparatus and equip uniform personnel	DFD-001	6,841,409	8,601,771		8,601,771	
Maintain - Summer uniforms for firefighters	DFD-001-A			232,000	232,000	
Enhancement - Additional funds for vehicle parts, replacement tires, and medical supplies	DFD-001-Z				-	218,410
Enhancement - Additional staff to maintain fire apparatus	DFD-001-B				-	603,429
Fire-Rescue Equipment Maintenance and Supply Sub-totals		6,841,409	8,601,771	232,000	8,833,771	821,839
Fire Investigation & Explosive Ordnance Disposal						
Base - Investigation of bomb threats and fires that occur in Dallas; render safe explosive ordnances	DFD-003	3,722,127	4,385,609		4,385,609	
Fire Investigation & Explosive Ordnance Disposal Sub-totals		3,722,127	4,385,609	-	4,385,609	-
Fire Dispatch and Communications						
Base - Emergency dispatch, training, technology, and maintenance of Computer Aided Dispatch system	DFD-005	12,145,900	12,473,830		12,473,830	
Maintain - Restoration of staff that assists with emergency response	DFD-005-A		182,679	-	182,679	
Enhancement - Additional staff to assist with call center volume as new EMS dispatch procedures are implemented	DFD-005-B				-	645,948
Fire Dispatch and Communications Sub-totals		12,145,900	12,656,509	-	12,656,509	645,948
Inspection and Life Safety Education						
Base - Development and enforcement of Fire Code, community outreach, fire inspections, and smoke detector installations	DFD-006	7,012,286	5,947,816	-	5,947,816	-
Enhancement - Additional staff to perform commercial occupancy inspections which will generate \$1M in revenues; funding for Fire Smoke Detector program	DFD-006-B	-	917,560	-	917,560	-

Preliminary and Subject to Change

Dallas Fire Rescue	Bid Number	FY14 Adopted	FY15 Above Funding Line	FY15 Asterisk	FY15 Preliminary (Above Line + Asterisk)	FY15 Not Funded
Maintain - Additional staff to conduct inspections and install smoke detectors	DFD-006-A	-	545,037	-	545,037	-
Inspections and Life Safety Education Sub-totals		7,012,286	7,410,413	-	7,410,413	-
Fire Training and Recruitment						
Base - Recruit, hire, and train new officers; officer continuing education; Wellness-Fitness Program	DFD-007	13,821,077	13,089,502	-	13,089,502	-
Maintain - Physical exams for 1 Battalion	DFD-007-A	-	114,000	-	114,000	-
Enhancement - Funding for 12 recruits above attrition; 1 Captain; funding for apparatus equipment, laptops, fitness assesments, and exercise equipment	DFD-007-B	-	-	-	-	1,861,393
Fire Training and Recruitment Sub-totals		13,821,077	13,203,502	-	13,203,502	1,861,393
Special Operations						
Base - Aircraft rescue at Love Field and Executive Airports; hazmat response; water and urban search and rescue	DFD-008	831,196	676,068	-	676,068	-
Enhancement - Maintenance of equipment, training, and equipment procurement for Haz-Mat program	DFD-008-Z	-	Reimbursed	-	Reimbursed	-
Maintain - Training for Special Operations	DFD-008-A	-	30,505	-	30,505	-
Enhancement - Additional staff to manage and maintain equipment inventory	DFD-008-B	-	-	-	-	956,634
Special Operations Sub-totals		831,196	706,573	-	706,573	956,634
Fire Inspection for New Construction						
Base - Fire code inspections at construction sites, remodels, and building additions	DFD-009	556,243	539,135	-	539,135	-
Fire Inspection for New Construction Sub-totals		556,243	539,135	-	539,135	-
Fire and Rescue Emergency Response						
Base - Fire response and rescue at 57 fire stations; fire hydrant maintenance and community outreach	DFD-010	174,099,230	166,920,759	-	166,920,759	-

Preliminary and Subject to Change

Dallas Fire Rescue	Bid Number	FY14 Adopted	FY15 Above Funding Line	FY15 Asterisk	FY15 Preliminary (Above Line + Asterisk)	FY15 Not Funded
Enhancement - Contract increase with UT Southwestern for state-mandated paramedic training	DFD-010-B	-	130,500	-	130,500	-
Maintain - Restores funding for contracts, overtime, and expenses related to Meet and Confer	DFD-010-A	-	2,585,800	6,239,291	8,825,091	-
Enhancement - Additional staff for Financial Services Bureau	DFD-010-Y	-	-	-	-	220,736
Enhancement - Staffing and equipment to improve response times within Cypress Waters area	DFD-010-C	-	-	-	-	2,166,988
Enhancement - EMS training for an additional 69 firefighters, EMS software, and reclassification of 15 positions	DFD-010-Z	-	-	-	-	4,567,733
Enhancement - Funds comprehensive electronic pre-incident planning system	DFD-010-X	-	-	-	-	751,211
Fire and Rescue Emergency Response Sub-totals		174,099,230	169,637,059	6,239,291	175,876,350	7,706,668
Dallas Fire Rescue Totals		219,029,468	217,140,571	6,471,291	223,611,862	11,992,482

Preliminary and Subject to Change

Housing/Community Services	Bid Number	FY14 Adopted	FY15 Above Funding Line	FY15 Asterisk	FY15 Preliminary (Above Line + Asterisk)	FY15 Not Funded
Community/Senior Services						
Base - Community service centers, child care, and senior services	HOU-001	2,835,814	2,903,012	-	2,903,012	-
Maintain- Funding for scheduling/appt. software/MLK tech center	HOU-001-E	-	-	46,350	46,350	-
marketing/events and emergency services at community centers	HOU-001-B	-	-	-	-	296,751
Enhancement- Facility renovations/upgrades at MLK Jr and WDMC Community Center	HOU-001-C	-	-	-	-	378,250
Enhancement- Additional position to administer senior emergency home repair program	HOU-001-F	-	-	-	-	291,946
non-emergency transportation for seniors and handicap residents	HOU-001-D	-	-	-	-	106,328
Enhancement- Restores City Office of Senior Affairs budget	HOU-001-G	-	-	-	-	25,000
Community/Senior Services Sub-totals		2,835,814	2,903,012	46,350	2,949,362	1,098,275
Housing Management/Contract Support						
Base - Management, oversight, and compliance monitoring of housing programs	HOU-002	699,421	725,548	-	725,548	-
Housing Management/Contract Support Sub-Totals		699,421	725,548	-	725,548	-
Comprehensive Homeless Outreach						
Base - Contractual support for homeless programs including The Bridge and Offender ReEntry programs	HOU-003	7,020,480	6,854,155	-	6,854,155	-
Maintain - Funds staff for Project ReConnect/Offender ReEntry program	HOU-003-B	-	-	343,324	343,324	-
Enhancement - Additional case workers related to Homeless Housing Services	HOU-003-A	-	-	-	-	130,643
Comprehensive Homeless Outreach Sub-totals		7,020,480	6,854,155	343,324	7,197,479	130,643
Housing Preservation						
Base - Home repair and reconstruction programs	HOU-004	Reimbursed	Reimbursed	-	Reimbursed	-
Enhancement- Funds 40-50 minor exterior home repairs	HOU-004-A	-	-	-	-	100,000

Preliminary and Subject to Change

Housing/Community Services	Bid Number	FY14 Adopted	FY15 Above Funding Line	FY15 Asterisk	FY15 Preliminary (Above Line + Asterisk)	FY15 Not Funded
Housing Preservation Sub-totals		-	-	-	-	100,000
Home Ownership/Development						
Base - Homeownership, community development, and land bank programs	HOU-005	326,789	349,717	-	349,717	-
Maintain - Funds streetscaping and neighborhood investment projects	HOU-005-A	-	-	-	-	750,000
Enhancement - Funds development loans to community housing organizations	HOU-005-B	-	-	-	-	200,000
Home Ownership/Development Sub-totals		326,789	349,717	-	349,717	950,000
Housing/Community Services Totals		10,882,504	10,832,432	389,674	11,222,106	2,278,918

Preliminary and Subject to Change

Human Resources	Bid Number	FY14 Adopted	FY15 Above Funding Line	FY15 Asterisk	FY15 Preliminary (Above Line + Asterisk)	FY15 Not Funded
Human Resource Consulting						
Base - Provides staff guidance on administering & interpreting city, state & federal employment rules/laws	PER-001	2,277,411	2,274,351	-	2,274,351	-
Enhancement- Management Fellows Program	PER-001-C	-	-	-	-	324,674
Enhancement - 15 positions to support the HR Service Center	PER-001-B	-	-	-	-	1,140,060
Human Resource Consulting Sub-totals		2,277,411	2,274,351	-	2,274,351	1,464,734
HRIS and HR Payroll Services						
Base - Management of the Human Resources Information System (HRIS) database which stores all employee records and personnel data	PER-003	1,311,817	1,352,504	-	1,352,504	-
HRIS and HR Payroll Services Sub-totals		1,311,817	1,352,504	-	1,352,504	-
Compensation Analysis/ Classification						
Base - Compensation, job classification, and position management services	PER-004	490,574	523,412	-	523,412	-
Compensation Analysis/ Classification Sub-totals		490,574	523,412	-	523,412	-
Ethics and Diversity Liaison						
Base - Manage the City employee's Code of Ethics Program and Administrative Directives	PER-005	-	109,021	-	109,021	-
Ethics and Diversity Liaison Sub-totals		-	109,021	-	109,021	-
Human Resources Totals		4,079,802	4,259,288	-	4,259,288	1,464,734

Preliminary and Subject to Change

Judiciary	Bid Number	FY14 Adopted	FY15 Above Funding Line	FY15 Asterisk	FY15 Preliminary (Above Line + Asterisk)	FY15 Not Funded
Civil Adjudication Court						
Base - Adjudication of civil hearings for premise and other code violations and provides an appellate process for various other violations	CTJ-001	404,278	441,081	-	441,081	-
Civil Adjudication Court Sub-totals		404,278	441,081	-	441,081	-
Community Court						
Base - Community Courts	CTJ-002	30,358	33,032	-	33,032	-
Community Court Sub-totals		30,358	33,032	-	33,032	-
Court Security						
Base - Funds for bailiffs to maintain order and security at Municipal Courts building	CTJ-003	715,871	788,769	-	788,769	-
Court Security Sub-totals		715,871	788,769	-	788,769	-
Municipal Judges/Cases Docketed						
Base - Trial courts of record for certain jury and non-jury cases	CTJ-004	2,377,260	2,260,572	-	2,260,572	-
Maintain - Restores 6 associate part-time municipal judges	CTJ-004-A	-	-	140,946	140,946	-
Municipal Judges/Cases Docketed Sub-totals		2,377,260	2,260,572	140,946	2,401,518	-
Judiciary Totals		3,527,767	3,523,454	140,946	3,664,400	-

Preliminary and Subject to Change

Dallas Public Library	Bid Number	FY14 Adopted	FY15 Above Funding Line	FY15 Asterisk	FY15 Preliminary (Above Line + Asterisk)	FY15 Not Funded
Library Operations & Public Service						
Base - Operation of Central Library, 25 neighborhood branches, and 2 DISD co-locations at current year level	LIB-001	15,656,703	15,383,763	-	15,383,763	-
Enhancement - Expand service hours at 6 branch locations, including staff	LIB-001-A	-	-	-	-	1,839,770
Enhancement - Development and implementation of 3 year strategic plan for Library	LIB-001-B	-	-	-	-	100,000
Library Operations & Public Service Sub-totals		15,656,703	15,383,763	-	15,383,763	1,939,770
Library Materials & Collection Management						
Base - Acquisition and management of library materials	LIB-002	6,278,338	6,273,912	-	6,273,912	-
Maintain - Restore library materials funding to current year level	LIB-002-A	-	709,468	-	709,468	-
Enhancement - 10% increase in library materials funding, 3 FTEs, and delivery truck	LIB-002-B	-	-	-	-	603,252
Library Materials & Collection Management Sub-totals		6,278,338	6,983,380	-	6,983,380	603,252
Literacy Initiatives, Education & Community Engagement						
Base - Educational programs and instruction including ESL, GED, and family literacy classes	LIB-003	435,157	672,548	-	672,548	-
Enhancement - 3 FTEs to expand ESL and GED programs and create GED Testing Center	LIB-003-A	-	-	-	-	197,777
Literacy Initiatives, Education & Community Engagement Sub-totals		435,157	672,548	-	672,548	197,777
Dallas Public Library Totals		22,370,198	23,039,691	-	23,039,691	2,740,799

Preliminary and Subject to Change

Management Services	Bid Number	FY14 Adopted	FY15 Above Funding Line	FY15 Asterisk	FY15 Preliminary (Above Line + Asterisk)	FY15 Not Funded
Environmental Quality						
Base - Funds programs to assist City in reducing environmental impacts including the ISO programs and the Spill Response team	MGT-001	1,108,109	1,066,726	-	1,066,726	-
Maintain - Funding for mandated corrective actions at the City's Leaking Petroleum Storage Tank site	MGT-001-A	-	73,129	-	73,129	-
Enhancement - Online training system	MGT-001-B	-	-	-	-	25,000
OEQ Sub-totals		1,108,109	1,139,855	-	1,139,855	25,000
Public Information Office / Marketing & Media Relations						
Base - Provides accurate information to the media and general public	MGT-002	563,975	560,037	-	560,037	-
Maintain - Audio visual services to support council meeting and committee broadcasts, news conferences, and purchasing bid openings	MGT-002-B	-	570,447	-	570,447	-
Enhancement - Additional staff to handle open record requests	MGT-002-A	-	-	-	-	51,091
PIO Sub-totals		563,975	1,130,484	-	1,130,484	51,091
Strategic Customer Services						
Base - Management of the City's Strategic Plan and Service Area Coordination team	MGT-003	1,091,737	970,710	-	970,710	-
SCS Sub-totals		1,091,737	970,710	-	970,710	-
311 Customer Service Center						
Base - 24/7 direct access for residents requesting City services	MGT-004	1,568,814	1,632,875	-	1,632,875	-
Enhancement - Funding for additional overtime and temporary help to staff the 311 call center	MGT-004-A	-	-	-	-	292,932
311 Customer Service Center Sub-totals		1,568,814	1,632,875	-	1,632,875	292,932
Intergovernmental Services						
Base - Funding to coordinate the City's legislative activities and secure grant funding	MGT-005	335,395	334,999	-	334,999	-

Preliminary and Subject to Change

Management Services	Bid Number	FY14 Adopted	FY15 Above Funding Line	FY15 Asterisk	FY15 Preliminary (Above Line + Asterisk)	FY15 Not Funded
IGS Sub-totals		335,395	334,999	-	334,999	-
Fair Housing and Human Rights Compliance						
Base - Housing discrimination investigations and mediation	MGT-006	84,348	86,519	-	86,519	-
Enhance - Additional staff to increase education and outreach efforts	MGT-006-B	-	-	-	-	125,286
Fair Housing Sub-totals		84,348	86,519	-	86,519	125,286
City Agenda Process						
Base - Management of the City Council agenda process	MGT-007	200,960	198,077	-	198,077	-
IGS Sub-totals		200,960	198,077	-	198,077	-
Boards and Commissions Liaison						
Base - Operation and administrative support for Boards and Commissions	MGT-008	-	76,543	-	76,543	-
Boards and Commissions Liaison Sub-totals		-	76,543	-	76,543	-
Emergency Management Operations						
Base - Coordinates City response to large-scale incidents	MGT-009	538,481	537,934	-	537,934	-
Enhancement - Additional staff to support the Emergency Operations Center	MGT-009-A	-	-	-	-	81,868
OEM Sub-totals		538,481	537,934	-	537,934	81,868
Dallas CityDesign Studio						
Base - Provides design input/awareness for public works and development projects	MGT-011	475,999	472,140	-	472,140	-
Enhancement - Funding for staff who were previously grant funded	MGT-011-A	-	80,622	-	80,622	-
Dallas CityDesign Studio Sub-totals		475,999	552,762	-	552,762	-
Management Services Totals		5,967,818	6,660,758	-	6,660,758	576,177

Preliminary and Subject to Change

Mayor and Council	Bid Number	FY14 Adopted	FY15 Above Funding Line	FY15 Asterisk	FY15 Preliminary (Above Line + Asterisk)	FY15 Not Funded
Admin Support for the Mayor and City Council						
Base - Mayor and Council Members and administrative support for the Mayor and Council	MCC-001	3,910,700	3,979,237	-	3,979,237	-
Mayor and Council Totals		3,910,700	3,979,237	-	3,979,237	-

Preliminary and Subject to Change

Non-Departmental	Bid Number	FY14 Adopted	FY15 Above Funding Line	FY15 Asterisk	FY15 Preliminary (Above Line + Asterisk)	FY15 Not Funded
Non-Departmental						
Base - Cross-departmental expenses including unemployment payments; bank, appraisal district and Dallas County Tax Collection contracts; wrecker services; memberships; and PID assessment payments	BMS-001	16,112,618	14,620,862	-	14,620,862	-
Non-Departmental Sub-totals		16,112,618	14,620,862	-	14,620,862	-
EMS Compliance Program						
Base - Ambulance billing claims review; oversight of City's administration of federal health care programs	BMS-002	310,985	310,400	-	310,400	-
EMS Compliance Program Sub-totals		310,985	310,400	-	310,400	-
Internal Control Task Force						
Base - Evaluation, documentation, and development of departmental internal controls	BMS-003	296,281	312,627	-	312,627	-
Enhancement - Financial Accountant (Auditing)	BMS-003-A	-	-	-	-	104,938
Internal Control Task Force Sub-totals		296,281	312,627	-	312,627	104,938
General Obligation Commercial Paper and Master Lease Programs						
Base - Purchase of equipment, service costs, and agent fees related to Commercial Paper and Master Lease	BMS-004	7,687,785	12,711,716	-	12,711,716	-
General Obligation Commercial Paper and Master Lease Programs Sub-totals		7,687,785	12,711,716	-	12,711,716	-
Tax Increment Financing District Payments						
Base - Fulfillment of contractual obligations to reimburse developers for eligible TIF expenses	BMS-005	17,527,755	18,276,190	-	18,276,190	-
Tax Increment Financing District Sub-totals		17,527,755	18,276,190	-	18,276,190	-
Non-Departmental Totals		41,935,424	46,231,795	-	46,231,795	104,938

Preliminary and Subject to Change

Office of Cultural Affairs	Bid Number	FY14 Adopted	FY15 Above Funding Line	FY15 Asterisk	FY15 Preliminary (Above Line + Asterisk)	FY15 Not Funded
City-Owned Cultural Venues						
Base - Operation of 22 cultural venues	OCA-001	12,142,681	12,150,493	-	12,150,493	-
Enhancement - Majestic Theater event coordinato	OCA-001-G	-	67,287	-	67,287	-
Maintain - Bath House Custodial Services	OCA-001-C	-	-	20,000	20,000	-
Enhancement - Utilities for Sammons Center for the Arts	OCA-001-E	-	-	-	-	31,000
Enhancement - Utilities for Fair Park Music Hall	OCA-001-H	-	-	-	-	290,000
Enhancement - Increased utility costs at cultural venues	OCA-001-F	-	-	-	-	81,000
Enhancement - Increase operational hours at city-owned cultural venues	OCA-001-A	-	-	-	-	1,048,184
City-Owned Cultural Venues Sub-totals		12,142,681	12,217,780	20,000	12,237,780	1,450,184
Cultural Services Contracts						
Base - Management of cultural services contracts with an estimated 72 nonprofits	OCA-003	4,773,357	4,347,696	-	4,347,696	-
Maintain - COP/ CPP and Thriving Minds	OCA-003-A	-	-	433,776	433,776	-
Enhancement - Oversight of Cultural Contracts division	OCA-003-C	-	-	-	-	105,072
Enhancement - Peak year funding for COP, CPP, Cultural Tourism, and Community Artist Program	OCA-003-B	-	-	-	-	1,880,149
Cultural Services Contracts Sub-totals		4,773,357	4,347,696	433,776	4,781,472	1,985,221
Public Art for Dallas						
Base - Commission and acquisition of public artworks (fully reimbursed)	OCA-005	Reimbursed	Reimbursed	-	Reimbursed	-
Enhancement - Implement maintenance and conservation of the City's public art collection	OCA-005-A	-	-	-	-	318,779
Public Art for Dallas Sub-totals		-	-	-	-	318,779
Office of Cultural Affairs Totals		16,916,038	16,565,476	453,776	17,019,252	3,754,184

Preliminary and Subject to Change

Office of Economic Development	Bid Number	FY14 Adopted	FY15 Above Funding Line	FY15 Asterisk	FY15 Preliminary (Above Line + Asterisk)	FY15 Not Funded
Economic Development Major Projects & Other Programs						
Base - Develop projects that recruit jobs and international businesses and foreign investors to Dallas	ECO-001	301,585	365,196	-	365,196	-
Economic Development - Major Projects & Other Programs Sub-totals		301,585	365,196	-	365,196	-
Economic Development Research and Information Services						
Base- Provide City Council and City management with statistical research and analysis related to economic development	ECO-002	33,976	22,381	-	22,381	-
Enhancement- Economic Development Analyst to provide specialized GIS work	ECO-002-A	-	-	-	-	74,083
Economic Development Research and Information Services Sub-totals		33,976	22,381	-	22,381	74,083
Area Redevelopment						
Base - Coordinate and implement redevelopment efforts within TIFs, PIDs, and MMDs	ECO-003	90,725	125,511	-	125,511	-
Area Redevelopment Sub-Totals		90,725	125,511	-	125,511	-
Business Development						
Base - Facilitates business expansion and retention, business recruitment, and marketing activities	ECO-004	199,321	127,931	-	127,931	-
Maintain - Sr. Coordinator to assist with Southern Sector retail development	ECO-004-A	-	94,189	-	94,189	-
Business Development Sub-totals		199,321	222,120	-	222,120	-
Small Business Initiatives						
Base - Provides direct assistance and support to small businesses; Funding for South Dallas/Fair Park Trust	ECO-005	301,088	324,347	-	324,347	-
Small Business Initiatives Sub-totals		301,088	324,347	-	324,347	-
Dallas Film Commission						

Preliminary and Subject to Change

Office of Economic Development	Bid Number	FY14 Adopted	FY15 Above Funding Line	FY15 Asterisk	FY15 Preliminary (Above Line + Asterisk)	FY15 Not Funded
Base - Facilitates film, TV, and createive media related business development	ECO-006	195,584	213,609	-	213,609	-
Dallas Film Commission Sub-totals		195,584	213,609	-	213,609	-
Office of Economic Development Totals		1,122,279	1,273,164	-	1,273,164	74,083

Preliminary and Subject to Change

Office of Financial Services	Bid Number	FY14 Adopted	FY15 Above Funding Line	FY15 Asterisk	FY15 Preliminary (Above Line + Asterisk)	FY15 Not Funded
Citywide Capital and Operating Budget Development and Monitoring						
Base - Centralized preparation and management of the City's Operating and Capital budget and funds	BMS-006	1,238,478	1,203,206	-	1,203,206	-
Maintain - Coordinator responsible for City Council calendar, audit of Admin Directives, publishing ordinances, etc	BMS-006-A	-	66,679	-	66,679	-
Enhancement - Manager III	BMS-006-B	-	-	-	-	90,807
Citywide Capital and Operating Budget Development and Monitoring Sub-totals		1,238,478	1,269,885	-	1,269,885	90,807
Utility Management						
Base - Oversight and management of franchise utilities and telecommunication providers using ROW	BMS-007	343,732	339,076	-	339,076	-
Utility Management Sub-totals		343,732	339,076	-	339,076	-
Grant Administration						
Base - Planning, program oversight and management of government grants	BMS-008	1,091,875	1,051,320	-	1,051,320	-
Maintain - Funding for previously grant funded positions	BMS-008-A	-	213,503	-	213,503	-
Grant Administration Sub-totals		1,091,875	1,264,823	-	1,264,823	-
Efficiency Team						
Base- Development of strategies and processes to increase efficiency and productivity in departments	BMS-009	211,893	292,287	-	292,287	-
Efficiency Team Sub-totals		211,893	292,287	-	292,287	-
Office of Financial Services Totals		2,885,978	3,166,071	-	3,166,071	90,807

Preliminary and Subject to Change

Park & Recreation	Bid Number	FY14 Adopted	FY15 Above Funding Line	FY15 Asterisk	FY15 Preliminary (Above Line + Asterisk)	FY15 Not Funded
Aquatic Services						
Base - Operation and maintenance of 16 community swimming pools at a reduced service level of 7 weeks	PKR-001	3,170,134	3,041,010	-	3,041,010	-
Enhancement - Restores swimming pools schedule from 7 weeks to 10 weeks	PKR-001-A	-	165,911	-	165,911	-
Enhancement - Armored car services	PKR-001-Z	-	-	-	-	93,883
Aquatic Services Sub-totals		3,170,134	3,206,921	-	3,206,921	93,883
Leisure Venue Management						
Base - Provide financial support and contract management for DZM, Dallas Arboretum, Texas Discovery Gardens, Cedar Ridge Preserve, and Trinity River Audubon Center	PKR-002	16,715,241	17,704,856	-	17,704,856	-
Enhancement - Contractually obligated CPI increase to Dallas Zoo Management operation stipend	PKR-002-A	-	145,976	-	145,976	-
Enhancement - Increases financial support to Dallas Arboretum, Texas Discovery Gardens, and Cedar Ridge Preserve	PKR-002-Z	-	-	-	-	606,040
Leisure Venue Management Sub-totals		16,715,241	17,850,832	-	17,850,832	606,040
Recreation Services						
Base - Operation of 41 recreation centers (6 small centers at current year service levels; 35 large centers at 50 hrs/week)	PKR-003	15,649,456	15,352,762	-	15,352,762	-
Maintain - restores operation of large recreation centers to current year service levels (14 large centers at 60 hrs/week, 18 large centers at 55 hrs/week)	PKR-003-A	-	1,132,780	-	1,132,780	-
Enhancement - Phase 1 to restore peak service levels at outreach after school programs	PKR-003-D	-	-	-	-	319,019
Enhancement - Creation of a marketing division to advertise programs, facilities, and services	PKR-003-C	-	-	-	-	990,000
Enhancement - Additional 10 operational hours per week at 14 recreation centers	PKR-003-B	-	-	-	-	729,451

Preliminary and Subject to Change

Park & Recreation	Bid Number	FY14 Adopted	FY15 Above Funding Line	FY15 Asterisk	FY15 Preliminary (Above Line + Asterisk)	FY15 Not Funded
Recreation Services Sub-totals		15,649,456	16,485,542	-	16,485,542	2,038,470
Planning, Design, and Construction & EMS and Environmental Compliance						
Base - Implementation of PKR capital program, Environmental Management System, and continued management of the environmental compliance program	PKR-004	2,220,045	2,435,626	-	2,435,626	-
Enhancement - Coordination and acquisition of grants and partnership funding; management of capital development and recreation programs	PKR-004-A		-	-	-	62,209
Planning, Design, and Construction & EMS and Environmental Compliance Sub-totals		2,220,045	2,435,626	-	2,435,626	62,209
Park Land Maintained						
Base - Maintenance, infrastructure improvements, and volunteer coordination services for over 21K acres of park land (mowing cycles: every 12 days; graffiti removal response: 7 days; litter removal: 3.5 times/week)	PKR-005	25,657,665	25,090,628	-	25,090,628	-
Enhancement - Phase II of establishing water-wise beds at 3 medians adjacent to City Hall.	PKR-005-D	-	Reimbursed	-	Reimbursed	-
Maintain - Brings mowing, litter, and graffiti removal cycles to current year service levels (mowing cycles: every 10 days; graffiti removal response: 3 days; litter removal: 4 times/week)	PKR-005-A	-	314,145	1,199,144	1,513,289	-
Enhancement - restoration of a vacancy rate adjustment taken in FY14	PKR-005-Z	-	-	-	-	1,375,000
Enhancement - 8 FTEs and supplies to establish water-wise horticulture bed throughout the Dallas park system	PKR-005-B	-	-	-	-	498,000
Park Land Maintained Sub-totals		25,657,665	25,404,773	1,199,144	26,603,917	1,873,000
Operation & Maintenance of Fair Park						
Base - Operation, maintenance, and event sales at Fair Park	PKR-006	11,114,407	10,628,771	-	10,628,771	-
Operation & Maintenance of Fair Park Sub-totals		11,114,407	10,628,771	-	10,628,771	-

Preliminary and Subject to Change

Park & Recreation	Bid Number	FY14 Adopted	FY15 Above Funding Line	FY15 Asterisk	FY15 Preliminary (Above Line + Asterisk)	FY15 Not Funded
Golf & Tennis Centers						
Base - Operation of 6 golf courses, 5 tennis centers, and supports free golf and tennis programs for youth	PKR-008	4,087,453	4,191,089	-	4,191,089	-
Golf & Tennis Centers Sub-totals		4,087,453	4,191,089	-	4,191,089	-
Park & Recreation Totals		78,614,401	80,203,554	1,199,144	81,402,698	4,673,602

Preliminary and Subject to Change

Dallas Police Department	Bid Number	FY14 Adopted	FY15 Above Funding Line	FY15 Asterisk	FY15 Preliminary (Above Line + Asterisk)	FY15 Not Funded
Police Academy and In-service Training						
Base- New police recruit training, in-service training for tenured officers, Firearms Training Center, and Citizen's Police Academy	DPD-001	17,272,068	15,927,887	-	15,927,887	-
Police Academy and In-Service Training Sub-totals		17,272,068	15,927,887	-	15,927,887	-
Police Administrative Support						
Base- Inventory quartermaster, financial/contract management, facilities management, legal research and records services	DPD-002	28,519,440	28,717,916	-	28,717,916	-
Police Administrative Support Sub-totals		28,519,440	28,717,916	-	28,717,916	-
Police Community Outreach						
Base- Funds safety, educational, and crime reduction programs, including Crisis Intervention program	DPD-003	1,582,754	1,603,209	-	1,603,209	-
Police Community Outreach Sub-totals		1,582,754	1,603,209	-	1,603,209	-
Police Criminal Investigations						
Base - Investigation of crimes related to homicide, assault, sexual assault, robbery, kidnapping, theft, domestic violence, and gang activity	DPD-004	56,841,999	55,332,462	-	55,332,462	-
Police Criminal Investigations Sub-totals		56,841,999	55,332,462	-	55,332,462	-
Police Field Patrol						
Base - Primary responder for police service calls in City	DPD-005	236,882,315	236,769,858	-	236,769,858	-
Maintain - Replacement of DPD marked squad cars	DPD-005-A	-	5,360,102	-	5,360,102	-
Police Field Patrol Sub-totals		236,882,315	242,129,960	-	242,129,960	-
Police Intelligence						

Preliminary and Subject to Change

Dallas Police Department	Bid Number	FY14 Adopted	FY15 Above Funding Line	FY15 Asterisk	FY15 Preliminary (Above Line + Asterisk)	FY15 Not Funded
Base - Crime data analysis, dignitary protection, felony and parole warrant management, and administration of Crime Stoppers program	DPD-006	8,489,769	8,320,657	-	8,320,657	-
Police Intelligence Sub-totals		8,489,769	8,320,657	-	8,320,657	-
Police Investigation of Vice Related Crimes						
Base - Investigation of public order offenses, including prostitution, gambling, and obscenity	DPD-007	4,261,629	4,174,934	-	4,174,934	-
Police Investigation of Vice Related Crimes Sub-totals		4,261,629	4,174,934	-	4,174,934	-
Police Investigations of Narcotics Related Crimes						
Base - Investigation of crimes related to illegal selling, buying, and possession of drugs for distribution	DPD-008	12,878,536	12,706,478	-	12,706,478	-
Police Investigations of Narcotics Related Crimes Sub-totals		12,878,536	12,706,478	-	12,706,478	-
Police Operational Support						
Base - Auto pound, police dispatch, jail prisoner processing, and evidence room management	DPD-009	23,558,936	24,391,053	-	24,391,053	-
Police Operational Support Sub-totals		23,558,936	24,391,053	-	24,391,053	-
Police Recruiting and Personnel Service						
Maintain - Restores funding for 192.4 Sworn and 27 Civilian FTEs, including 87 officers for attrition and 20 officers above attrition	DPD-010-D	-	11,982,640	-	11,982,640	-
Base - Recruitment of police applicants, Safety Team, employee relations, and management of volunteers	DPD-010	7,701,819	7,546,735	-	7,546,735	-
Police Recruiting and Personnel Service Sub-totals		7,701,819	19,529,375	-	19,529,375	-
Police Special Operations						
Base - Horse-mounted patrol, helicopters, tactical, traffic and Love Field	DPD-011	28,412,110	27,510,921	-	27,510,921	-
Police Special Operations Sub-totals		28,412,110	27,510,921	-	27,510,921	-

Preliminary and Subject to Change

Dallas Police Department	Bid Number	FY14 Adopted	FY15 Above Funding Line	FY15 Asterisk	FY15 Preliminary (Above Line + Asterisk)	FY15 Not Funded
Juvenile Case Managers/First Offender Program						
Base - Provide judge-directed assessments of juvenile offenders and social service program referrals (fully reimbursed)	DPD-012	Reimbursed	Reimbursed	-	Reimbursed	-
Juvenile Case Managers/First Offender Program Sub-totals		-	-	-	-	-
Dallas Police Department's Totals		426,401,375	440,344,852	-	440,344,852	-

Preliminary and Subject to Change

Public Works	Bid Number	FY14 Adopted	FY15 Above Funding Line	FY15 Asterisk	FY15 Preliminary (Above Line + Asterisk)	FY15 Not Funded
Adjudication Office						
Base - Administrative hearings for civil parking and Safelight citations	PBW-001	438,813	462,520	-	462,520	-
Adjudication Office Sub-totals		438,813	462,520	-	462,520	-
Capital Facilities						
Base - Planning, management, & maintenance of over \$600M in capital facility projects	PBW-002	1,638,427	1,550,826	-	1,550,826	-
Capital Facilities Sub-totals		1,638,427	1,550,826	-	1,550,826	-
Air Quality Compliance						
Base - Regulatory investigations and inspections of industry and businesses with potential to emit air pollutants	PBW-003	258,640	258,639	-	258,639	-
Air Quality Compliance Sub-totals		258,640	258,639	-	258,639	-
Ambient Air Monitoring						
Base - Funding for four air monitoring networks across Dallas that measure air constaminants	PBW-004	198,172	195,069	-	195,069	-
Ambient Air Monitoring Sub-totals		198,172	195,069	-	195,069	-
Transportation Planning						
Base - Infrastrucuture plan development for mobility projects	PBW-005	1,883,013	2,004,490	-	2,004,490	-
Enhancement - Interagency Liaison to monitor and coordinate transportation-related activities	PBW-005-B		-	-	-	80,000
Transportation Planning Sub-totals		1,883,013	2,004,490	-	2,004,490	80,000
Capital & Interagency Planning & Programming						
Base - Staff to plan, design, construct, inspect, review petitions, and coordinate interagency funding for street related cpaital improvement projects	PBW-006	1,668,653	1,694,323	-	1,694,323	-

Preliminary and Subject to Change

Public Works	Bid Number	FY14 Adopted	FY15 Above Funding Line	FY15 Asterisk	FY15 Preliminary (Above Line + Asterisk)	FY15 Not Funded
Enhancement - Funding for GIS related expenses including hosting of new Street Permit Management System and Needs Inventory web map applications	PBW-006-A		-	-	-	37,000
Capital & Interagency Planning & Programming Sub-totals		1,668,653	1,694,323	-	1,694,323	37,000
Street Cut & Right-of-Way Management (Cut Control)						
Base - Management of the street cut permit system, review of public infrastructure construction plans, inspection of permitted locations, and citation issuance for non-compliance	PBW-007	212,648	236,068	-	236,068	-
Street Cut & Right-of-Way Management (Cut Control) Sub-totals		212,648	236,068	-	236,068	-
Pavement Management						
Base - Data collection on condition of streets and alleys to determine and prioritize candidates for bond program projects and annual street maintenance	PBW-008	240,360	260,523	-	260,523	-
Pavement Management Sub-totals		240,360	260,523	-	260,523	-
Land Surveying Services						
Base - Land Surveying services including project management and consultant proposal review, quality control, legal compliance, and land surveying submittals	PBW-009	120,759	89,413	-	89,413	-
Land Surveying Services Sub-totals		120,759	89,413	-	89,413	-
Underground Storage Tank Replacement & Inspection						
Base - Management of underground storage tank replacement program at City-owned facilities	PBW-010	461,021	392,765	-	392,765	-
Underground Storage Tank Replacement & Inspection Sub-totals		461,021	392,765	-	392,765	-
Water Conservation: City Leadership & Commitment						

Preliminary and Subject to Change

Public Works	Bid Number	FY14 Adopted	FY15 Above Funding Line	FY15 Asterisk	FY15 Preliminary (Above Line + Asterisk)	FY15 Not Funded
Base - Indoor plumbing upgrades, retrofits, and conversions that promote water conservation	PBW-011	-	Reimbursed	-	Reimbursed	-
Water Conservation: City Leadership & Commitment Sub-totals		-	-	-	-	-
Public Works Totals		7,120,506	7,144,636	-	7,144,636	117,000

Preliminary and Subject to Change

Sanitation Services	Bid Number	FY14 Adopted	FY15 Above Funding Line	FY15 Asterisk	FY15 Preliminary (Above Line + Asterisk)	FY15 Not Funded
Residential Refuse Collection						
Base - Residential refuse collection	SAN - 001	32,765,270	33,383,608	-	33,383,608	-
Residential Refuse Collection Sub-totals		32,765,270	33,383,608	-	33,383,608	-
Landfill Services						
Base - Operation of the McCommas Bluff Landfill	SAN - 002	16,852,977	16,922,894	-	16,922,894	-
Landfill Services Sub-totals		16,852,977	16,922,894	-	16,922,894	-
Waste Diversion Service						
Base - Residential recycling collection service	SAN - 003	11,278,322	11,374,840	-	11,374,840	-
Waste Diversion Service Sub-totals		11,278,322	11,374,840	-	11,374,840	-
Brush/Bulk Waste Removal Services						
Base - Removal and disposal of brush/bulky waste	SAN - 004	12,203,594	12,842,250	-	12,842,250	-
Brush/Bulk Waste Removal Services Sub-totals		12,203,594	12,842,250	-	12,842,250	-
Animal Remains Collection						
Base - Recovery and disposal of animal remains from residences, rights-of-way, Dallas Animal Services, and vet clinics	SAN - 005	543,122	552,536	-	552,536	-
Animal Remains Collection Sub-totals		543,122	552,536	-	552,536	-
City Facility Services						
Base - Waste collection for city facilities and recycling collections city facilities and neighborhood drop off sites	SAN - 006	755,920	758,002	-	758,002	-
City Facility Services Sub-totals		755,920	758,002	-	758,002	-
Sanitation Services Totals		74,399,205	75,834,130	-	75,834,130	-

Preliminary and Subject to Change

Street Lighting	Bid Number	FY14 Adopted	FY15 Above Funding Line	FY15 Asterisk	FY15 Preliminary (Above Line + Asterisk)	FY15 Not Funded
Street Lighting						
Base - Electricity and maintenance of 89,506 street lights on city streets and freeways	STS-002	19,201,341	17,920,448	-	17,920,448	-
Street Lighting Totals		19,201,341	17,920,448	-	17,920,448	-

Preliminary and Subject to Change

Street Services	Bid Number	FY14 Adopted	FY15 Above Funding Line	FY15 Asterisk	FY15 Preliminary (Above Line + Asterisk)	FY15 Not Funded
Service Maintenance Areas						
Base - Daily routine maintenance and repairs associated with City streets, alleys, rights-of-way, and the storm drainage system	STS-001	10,820,261	11,133,997	-	11,133,997	-
Enhancement - Additional staff and a 200 lane mile increase in crack seal treatments	STS-001-B	-	-	-	-	1,562,821
Enhancement - Additional staff, equipment, and materials to create a special streets and alley Service Maintenance Area downtown	STS-001-A	-	-	-	-	2,702,084
Service Maintenance Areas Sub-totals		10,820,261	11,133,997	-	11,133,997	4,264,905
Traffic Safety & Congestion Management						
Base - Design & operation of traffic control devices & daily engineering field studies	STS-003	3,116,661	4,509,082	-	4,509,082	-
Enhancement - Matching funds for \$3.5M TxDOT Grant funds for installation of 11 new traffic signals at high accident intersections	STS-003-E	-	-	-	-	375,000
Enhancement - Phase one of 3-year plan to replace structurally and operationally obsolete traffic signals	STS-003-C	-	-	-	-	3,000,000
Enhancement - Additional staff and vehicles for Traffic Safety Coordination	STS-003-A	-	-	-	-	371,947
Enhancement - Staff to begin an electronic Filing System for traffic studies and permits	STS-003-Z	-	-	-	-	73,915
Traffic Safety & Congestion Management Sub-totals		3,116,661	4,509,082	-	4,509,082	3,820,862
Traffic Operations Maintenance						
Base - Installation and maintenance of traffic signals, signs, and pavement markings	STS-004	7,353,707	7,323,947	-	7,323,947	-
Enhancement - Increased lane striping by 291 linear miles	STS-004-A	-	-	-	-	797,340
Enhancement - Formation of a new, in-house crosswalk striping work crew & manufacture of a hand-liner truck	STS-004-B	-	-	-	-	437,991
Enhancement - Restriping of 530 additional crosswalks under current contract	STS-004-Z	-	-	-	-	742,000
Traffic Operations Maintenance Sub-totals		7,353,707	7,323,947	-	7,323,947	1,977,331

Preliminary and Subject to Change

Street Services	Bid Number	FY14 Adopted	FY15 Above Funding Line	FY15 Asterisk	FY15 Preliminary (Above Line + Asterisk)	FY15 Not Funded
Rights-of-Way Maintenance Contracts & Inspections Group						
Base - Internal inspections and management of third party contracts for street sweeping, mowing, slurry seal, and micro surfacing work	STS-005	10,229,569	7,986,421	-	7,986,421	-
Maintain - Restoration of 235 lane miles of slurry seal preventative maintenance treatments	STS-005-C	-	2,246,167	-	2,246,167	-
Rights-of-Way Maintenance Contracts & Inspections Group Sub-totals		10,229,569	10,232,588	-	10,232,588	-
Street Repair Division - Asphalt						
Base - Major maintenance repairs on 6,200 lane miles of asphalt streets and 1,200 lane miles of paved alleys	STS-006	12,842,937	13,196,604	-	13,196,604	-
Street Repair Division - Asphalt Sub-totals		12,842,937	13,196,604	-	13,196,604	-
Street Repair Division - Concrete						
Base - Major maintenance repairs of 5,500 lane miles of concrete streets and 1,200 lane miles of paved alleys	STS-007	17,379,193	17,716,147	-	17,716,147	-
Street Repair Division - Concrete Sub-totals		17,379,193	17,716,147	-	17,716,147	-
Street Services Totals		61,742,328	64,112,365	-	64,112,365	10,063,098

Preliminary and Subject to Change

Sustainable Development and Construction	Bid Number	FY14 Adopted	FY15 Above Funding Line	FY15 Asterisk	FY15 Preliminary (Above Line + Asterisk)	FY15 Not Funded
Real Estate and Relocation						
Base - Acquire easements and property for public use; relocation assistance; assist public in obtaining abandonments, licenses, and leases; process sale of City properties	DEV-004	391,250	439,694	-	439,694	-
Real Estate and Relocation Sub-totals		391,250	439,694	-	439,694	-
Authorized Hearings						
Base - Staff support for City-initiated zoning controls and development code amendments	DEV-010	348,277	267,642	-	267,642	-
Maintain - Senior Planner	DEV-010-A	-	77,531	-	77,531	-
Authorized Hearings Sub-totals		348,277	345,173	-	345,173	-
Historic Preservation						
Base - Facilitates preservation and maintenance of Dallas' historic heritage	DEV-011	620,805	620,986	-	620,986	-
Historic Preservation Sub-totals		620,805	620,986	-	620,986	-
Strategic Land Use						
Base - Strategically plan to meet demands associated with urban growth, including ForwardDallas! plan	DEV-014	427,415	434,741	-	434,741	-
Enhancement - Additional staff to develop Grow South and Housing Plus initiatives	DEV-014-B	-	-	-	-	201,022
Strategic Land Use Sub-totals		427,415	434,741	-	434,741	201,022
Sustainable Development and Construction Totals		1,787,747	1,840,594	-	1,840,594	201,022

Preliminary and Subject to Change

Trinity Watershed Management	Bid Number	FY14 Adopted	FY15 Above Funding Line	FY15 Asterisk	FY15 Preliminary (Above Line + Asterisk)	FY15 Not Funded
Trinity River Corridor Implementation and Event Management						
Base - Trinity River Corridor Project design and construction; coordination and implementation of 1998 Bond Program; staffing, programming, and marketing of Continental Ave Bridge	TWM-001	661,387	702,335	-	702,335	-
Maintain - Staffing of recreational amenities along the Trinity River Corridor that have opened or are scheduled to open in FY14	TWM-001-A	-	208,467	442,615	651,082	-
Trinity Watershed Management Totals		661,387	910,802	442,615	1,353,417	-

Preliminary and Subject to Change

Reserves and Transfers	Bid Number	FY14 Adopted	FY15 Above Funding Line	FY15 Asterisk	FY15 Preliminary (Above Line + Asterisk)	FY15 Not Funded
Contingency Reserve						
Base - Funding for unanticipated expenses and revenue shortfalls	BMS-010	400,000	-	-	-	-
Contingency Reserve Sub-totals		400,000	-	-	-	-
Liability/Claims Fund Transfer						
Base - Funding used to pay claims, settlements and judgments for property damage and personal injury resulting from work-related actions by City employees or agents	BMS-011	5,088,372	5,088,372	-	5,088,372	-
Liability/Claims Fund Transfer Sub-totals		5,088,372	5,088,372	-	5,088,372	-
Salary and Benefit Reserve						
Base - Funding for employees' termination payments	BMS-012	2,340,000	2,340,000	-	2,340,000	-
Salary and Benefit Reserve Sub-totals		2,340,000	2,340,000	-	2,340,000	-
Reserves and Transfers Totals		7,828,372	7,428,372	-	7,428,372	-

Preliminary and Subject to Change

Other Costs to be Allocated	Bid Number	FY14 Adopted	FY15 Above Funding Line	FY15 Asterisk	FY15 Preliminary (Above Line + Asterisk)	FY15 Not Funded
Projected Cost for Internal Services						
FY 2014-15 Projected cost increases for CIS, Fleet, Fuel, Electricity, Risk and Benefits		-	10,508,553	-	10,508,553	-
Projected Cost for Internal Services Sub-totals		-	10,508,553	-	10,508,553	-
Meet & Confer: Across-the-Board Pay						
Funds anticipated revenue-trigger-based 2.5% across-the-board pay increases for Police and		-	-	-	-	-
Meet & Confer: Across-the-Board PaySub-totals		-	-	-	-	-
Other Costs to be Allocated Totals		-	10,508,553	-	10,508,553	-

Preliminary and Subject to Change