

Memorandum



CITY OF DALLAS

DATE April 21, 2023

Honorable Members of the City Council Housing and Homelessness Solutions
TO Committee: Casey Thomas II (Chair), Jesse Moreno (Vice Chair), Carolyn King Arnold,
Paula Blackmon, Cara Mendelsohn, Paul Ridley, Jaynie Schultz

SUBJECT **Department of Housing & Neighborhood Revitalization Performance Measure Update**

The attached Quarterly Report contains information to track the performance, progress, and status of ongoing and completed projects in the second quarter of fiscal year 2022-23. The reports consist of development projects approved by City Council, under construction, or complete; home buyer assistance projects that are prequalified or closed; and home repairs that are in the predevelopment phase, under construction, or have been completed. This report will be provided to the Housing and Homelessness Solutions Committee each quarter this fiscal year.

Should you have any questions or require any additional information, please contact David Noguera, Director, Department of Housing & Neighborhood Revitalization at david.noguera@dallas.gov or 214-670-3619.

A handwritten signature in blue ink, appearing to read 'Majed A. Al-Ghafry'.

Majed A. Al-Ghafry, P.E.
Assistant City Manager

[Attachments:]

1. Quarterly Housing Production and Preservation Report
2. Ongoing and Recently Completed Homebuyer Assistance
3. Ongoing and Recently Completed Housing Development Projects
4. Ongoing and Recently Completed Home Repair Projects
5. Income and Expenses for MIHDB and Corporations

c: T.C. Broadnax, City Manager
Tammy Palomino, Interim City Attorney
Mark Swann, City Auditor
Biliera Johnson, City Secretary
Preston Robinson, Administrative Judge
Kimberly Bizzor Tolbert, Deputy City Manager
Jon Fortune, Deputy City Manager

M. Elizabeth (Liz) Cedillo-Pereira, Assistant City Manager
Dr. Robert Perez, Assistant City Manager
Carl Simpson, Assistant City Manager
Jack Ireland, Chief Financial Officer
Genesis D. Gavino, Chief of Staff to the City Manager
Directors and Assistant Directors



Department of
**Housing & Neighborhood
Revitalization**

**QUARTERLY HOUSING PRODUCTION AND
PRESERVATION REPORT**

Quarter 2
JANUARY TO MARCH
FY 2022-2023



Photo Credit: Golden S.E.E.D.S. Foundation and Innovan Ribbon Cutting for homes in The Bottom, District 4

EXECUTIVE SUMMARY

This Quarterly Report provides the Housing and Homelessness Solutions Committee (HHSC) an update on Housing activities during the second three months (Q2) of FY 2022-2023 (January 1 through March 31, 2023).

- On March 1, 2023, Community Equity Strategies (CES) briefed HHSC on the proposed Dallas Housing Policy 2033 (DHP33) which incorporates the eleven racial equity strategy recommendations City Council approved in March 2022. These recommendations informed the seven Housing Equity Pillars that provided the framework of the new housing policy. The Dallas Housing Resource Catalog (DHRC) was briefed to HHSC on March 21, 2023. **The DHP33 and DHRC were adopted by City Council on April 12, 2023.**
- The Department of Housing and Neighborhood Revitalization (Housing) staff launched the 2023 9% Housing Tax Credit application process for Low-Income Housing Tax Credit

(LIHTC) projects in Q1 and received six applications for review. In Q2, Council approved one application out of the two that were initially identified by staff to move forward.

- Overall, Housing programs, along with Office of Economic Development, supported 18,638 new housing units that have been completed, are under construction, or are in pre-development stages.
- 46% of the housing units in all stages of development are reserved as affordable housing units.
- Twenty-one housing units were completed or acquired in Q2 through the Land Bank and Land Transfer programs.
- A total of 29 homes have been repaired as of Q2 through the Home Improvement and Preservation Program (HIPP)
- The Dallas Homebuyer Assistance Program (DHAP) assisted seven homebuyers to close on their homes as of Q2.
- DHAP launched the Anti-Displacement Homebuyer Assistance Program (DHAP 10) for Dallas residents living in the city for at least 10 years. Housing staff has prequalified 10 applicants to date in Q2. The average household income is approximately \$45,000.
- Repair launched the Senior Home Repair Program from February to March 2023 and received over 500 applications and are starting the eligibility review.
- Golden S.E.E.D.S. Foundation, Innovan, and Housing held a ribbon-cutting ceremony for 22 new single-family homes in The Bottom.

INTRODUCTION

The Department of Housing and Neighborhood Revitalization (Housing) administers thirteen housing programs and has three corporations to help preserve the existing affordable housing stock, support the development of new affordable and market rate housing, and provide homebuyer assistance for qualified Dallas residents.

This Quarterly Report provides the Housing and Homelessness Solutions Committee (HHSC) an update on Housing activities during the second three months (Q2) of FY 2022-2023 (January 1 through March 31, 2023). The report includes activities from a selection of thirteen housing programs and the three corporations. Two new programs were added in Q2: the Anti-Displacement Homebuyer Assistance Program (DHAP 10) and the Senior Home Repair Program.

Programs for preservation and new development:

1. Home Improvement and Preservation Program (HIPP)
2. Dallas Homebuyer Assistance Program (DHAP) and the Anti-Displacement Homebuyer Assistance Program (DHAP 10) (New Program)
3. Title Clearing and Clouded Title Prevention Program
4. Targeted Rehab Program – West Dallas
5. Targeted Rehab Program – Historic 10th Street
6. Dallas Tomorrow Fund
7. Healthy Homes Lead Reduction Program
8. American Rescue Plan Act Neighborhood Revitalization Program

9. New Construction and Substantial Rehabilitation Program (NOFA)
10. Mixed Income Housing Development Bonus (MIHDB)
11. Community Land Trust Program (CLT)
12. Land Transfer Program
13. Senior Home Rehabilitation Program (New Program)

Corporations for new development

1. Dallas Housing Acquisition and Development Corporation (DHADC)
2. Dallas Housing Finance Corporation (DHFC)
3. Dallas Public Facility Corporation (DPFC)



DRAFT HOUSING POLICY

In March 2022, City Council approved 11 recommendations based on the 2021 Racial Equity Assessment of the Comprehensive Housing Policy. In June 2022, Community Equity Strategies (CES) was engaged to draft a new housing policy for the City that would turn these eleven recommendations into a policy and lay out the strategic direction for housing equity in the city over the next ten years. The proposed policy, named Dallas Housing Policy 2033 (DHP33), is structured around seven pillars: Equity Strategy Targets, Citywide Production, Citywide Preservation, Infrastructure, Collaboration and Coordination, Engagement, and Education. DHP33 is also proposed to include SMARTIE (Strategic, Measurable, Ambitious, Realistic, Time-bound, Inclusive, and Equitable) goals to be used to gauge progress over the next ten years.

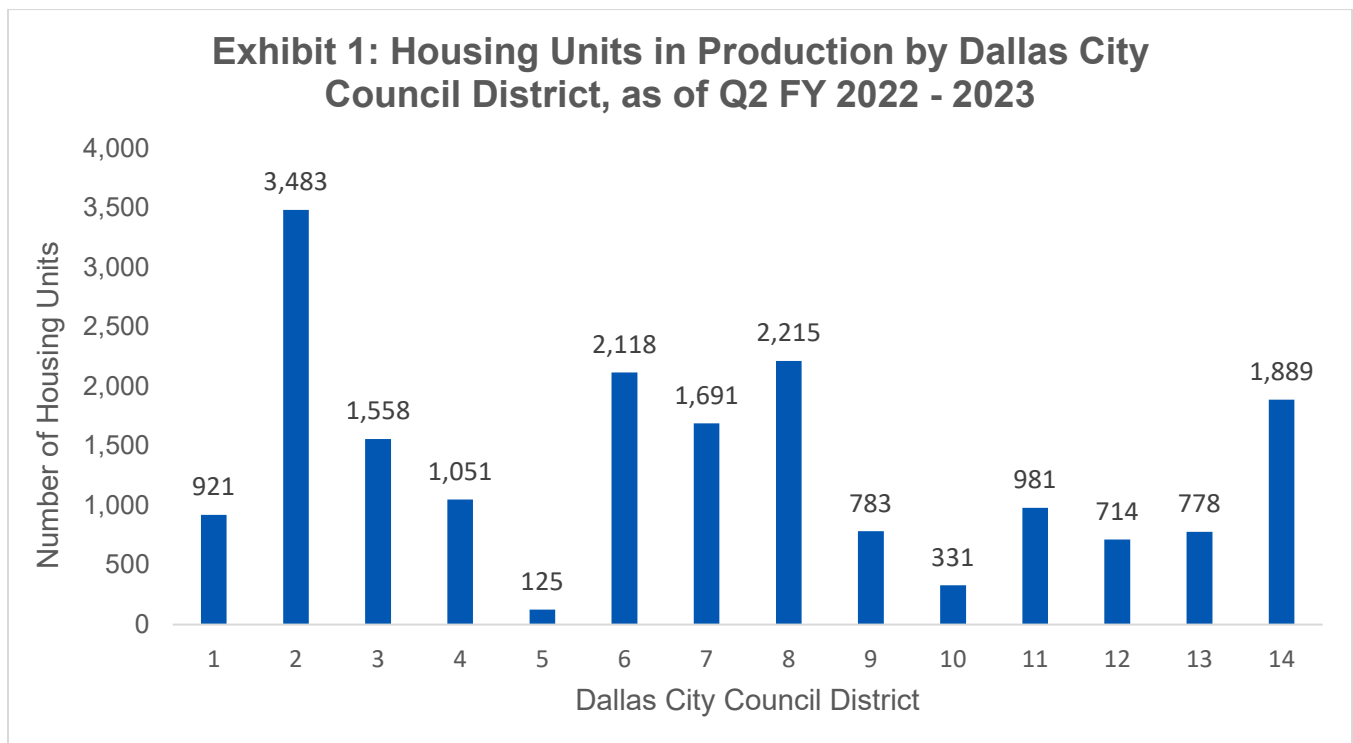
The current Comprehensive Housing Policy, with its compendium of programs, corporations, and compliance resources, was included in a new Dallas Housing Resource Catalog (DHRC). On March 1, 2023, City Council was briefed on the proposed DHP33 and the new structure of the DHRC. The DHP33 draft and the DHRC were adopted by Council on April 12, 2023 (Q3).

ONGOING AND RECENTLY COMPLETED DEVELOPMENT PROJECTS

As of Q2, there are 18,638 housing units in the Completed, Under Construction, and Predevelopment project phases in Housing and the Office of Economic Development (OED) programs¹. This is a 13% increase from 16,499 housing units in Q1. The quarterly measures presented for Housing development projects in this report follow three different phases of work.

- *Predevelopment* correlates with the “Units Approved” accomplishment measure and represents units that have been approved by City Council or the associated committees and have not yet begun construction.
- *Under Construction* includes all developments that have begun construction, measured by receipt of a building permit.
- *Completed* is taken either at final Certificate of Occupancy, Green Tag, or final payment disbursement, depending on the program, and represents a new or fully rehabilitated unit on the ground.

These housing units are distributed in all City Council districts as shown in Exhibit 1. City Council Districts 2, 6, and 8 have the most housing units in production. More detail on the housing projects may be found in the Appendix.



¹ Note: Units per housing project may change from one month to the next based upon changes to the development. For projects still in pre-development or under construction, housing unit numbers are subject to change.



LIHTC

The 2023 application process for the 9% Competitive Housing Tax Credit cycle for the Low-Income Housing Tax Credit (LIHTC) program was completed in Q1. Out of six applications received, one was approved in Q2 by Council with a resolution of support. Five out of the six applications were withdrawn because of community feedback and low scores on the TDHCA Qualified Allocation Plan.



DHFC

In Q2, the DHFC completed construction on The Galbraith and completed rehabilitation of The Citizen. The Galbraith is located at 2400 Bryan Street in the heart of downtown Dallas. The property has a total of 202 mixed-income units, of which 111 units are reserved for residents earning at or below 80% of Area Median Income (AMI) and 106 units are at market rate/non-income restricted.

DHFC received the prestigious National Association of Local Finance Agencies' **Award of Redevelopment Excellence** for The Citizen. DHFC will receive this award in May 2023 at a ceremony at the national conference in Tampa, Florida. The Citizen (formerly known as Midpark Towers) is a 202-unit, 2-tower property located in the NW quadrant off of 635 & 75. The property was acquired in June 2021 through a partnership between Elizabeth Property Group (developer) and Dallas Housing Finance Corporation (DHFC). This kicked off an 18-month long renovation plan to the property completed in February 2023. The property is all 1-bedroom units and is restricted to 92.6% (187 units) at 60% AMI and 7.4% (15 units) at 30% AMI.



DPFC

The DPFC began construction on the Oak Cliff (Council District 1) project, Oakhouse at Colorado, a 215-unit mixed income development that will reserve 50% of the units for residents earning less than 80% AMI. There was a groundbreaking in February 2023 with the City of Dallas and the development partners, Mintwood Real Estate and MSquared, both woman-owned businesses. This project offers mixed-income housing units in a proximity to the Bishop Arts District and Downtown Dallas.

MIHDB

Currently, 4,570 housing units in 21 projects are under construction in the Mixed Income Housing Development Bonus (MIHDB) program. Housing developers use MIHDB on its own as well as in combination with other Housing programs. They receive a zoning bonus to build affordable units or pay the fee in lieu. Another 17 projects, representing 3,182 units, are in the pre-development process. The MIHDB program supports mixed income developments across the city, including large recent projects such as 5050 Keeneland Project with 336 units in Council District 3 and 2811 Maple Avenue with “fee in lieu” for 180 market rate units in Council District 14. Lenox Oak Lawn in Council District 2 was just completed in March 2023 in obtaining its Certificate of Occupancy with 293 housing units, twelve of which are reserved for affordable housing.

Housing launched the fee in lieu portion of the program in Q1 quarter and accepted the first check in the amount of \$2,450,362.74 for 2811 Maple Avenue in October 2022. As of March 2023 in Q2, the program accepted \$5,505,854 in fee in lieu payments (See Summary Table in Appendix).

In March 2023, Housing presented to HHSC options for use of the MIHDB fee in lieu funds. Since then staff has made \$1M of this available for Senior Home Repair and \$2.5M for developments prioritizing homeownership.



LAND BANK AND LAND TRANSFER PROGRAMS

The Land Bank and Land Transfer programs have 325 lots that will be sold over the next three years. In Q2, developers started construction on 22 single-family homes and completed construction on 21 homes. Council approved the sale of 51 lots for the Land Transfer program. The Land Transfer program developers started construction on 18 homes and completed 16 homes. The Land Bank program developers started construction on four homes and completed 5 homes. These homes are in Council Districts 4 and 7.

REPAIR PROGRAMS

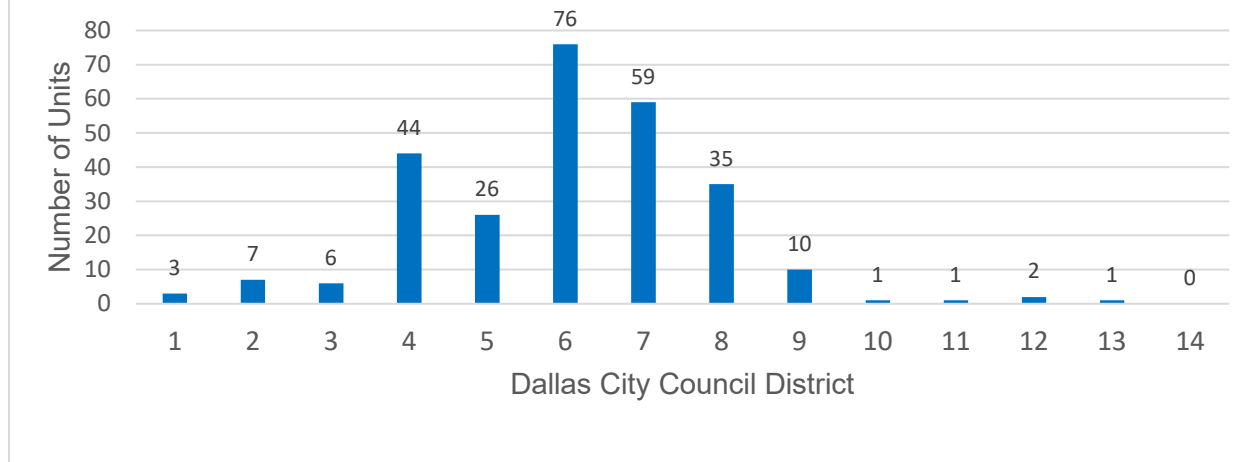


Photo Credit: REKJ ARPA home repair

In Q1, Housing launched a Notice of Funding Availability (NOFA) related to the HIPP Major Home Rehabilitation and Home Reconstruction Programs. GrantWorks, Inc. was awarded the contract and met with staff to finalize program staff and sub-contractors on compliance, monitoring, construction and invoicing. GrantWorks will be doing eligibility review and home repairs in Q3.

Housing received more ARPA funding for home repair of \$1.2M in Council Districts 7 and 9. In all home repair programs, there were 83 homes are under construction and 177 homes are in predevelopment processes. Contractors completed construction on 38 homes. The distribution of repair projects by City Council district is shown in Exhibit 2 and accomplishments are shown in Exhibit 3. A majority of repairs are in targeted areas and southern and western portions of Dallas (Council Districts 4, 5, 6, 7, and 8).

Exhibit 2: Repairs by City Council District, as of Q2 FY 2022-2023



Note: At least 27 homes are not yet defined by Council District

West Dallas Targeted Repair Program (TRP) currently has 19 homes under construction for this program and 43 homes are in the predevelopment processes.

Nine homes are in the predevelopment process in the *Healthy Homes Lead Reduction (HHLR) Program*.

The *Dallas Tomorrow Fund (DTF)* continues to process applications. As of Q2, Housing has completed three homes, eight homes are under construction, and 33 homes are in the predevelopment process.

The *American Rescue Plan Act Neighborhood Revitalization Program (ARPA NRP)* qualified 10 households in Q1. In Q2 currently eleven homes are under construction and 54 homes are in the predevelopment process for all ARPA programs. Staff worked with Dallas Water Utilities (DWU) to align the Septic Tank conversation project and will begin applications in neighborhoods where DWU has installed new sewer/water lines in under-served areas.

The Senior Home Repair program was launched in February to March 2023. Applications were available online and at Dallas libraries and recreation centers. Housing received over 500 applications from residents aged 65 years and older.

Exhibit 3: Housing Repair Accomplishments Completed as of Q2 FY 2022-2023	
Program	FY To Date
HIPP	17 households qualified* 25 homes under construction 29 homes completed construction
HHLR	9 households qualified
DTF	33 households qualified 8 homes under construction 3 homes completed construction
ARPA NRP	54 households qualified 11 homes under construction 4 homes completed construction
West Dallas TRP	43 households are qualified 19 homes under construction
Senior Home Repair Program	Over 500 applications received and under review
*Qualified: application is not cancelled and the inspection is completed to begin work	



DALLAS HOMEBUYER ASSISTANCE PROGRAM (DHAP)

Staff launched the Anti-Displacement Homebuyer Assistance Program (DHAP 10) on February 22, 2023. The program targets resident homebuyers who have lived in the City of Dallas for 10 or more years (collectively) and with household incomes between 50% to 120% AMI. The maximum subsidy amounts are \$50,000. As of March 23, 2023, out of 14 applications received, 8 were prequalified. A majority are African-American (71%) and the remainder are Hispanic/Latino (29%). A majority are single in marital status (12), the average age is 45, and the average household income is approximately \$45,000. The program has \$1M to fund 20 closings in total. Staff prequalified a total of 10 applicants by the end of Q2.

The established DHAP and Targeted Occupation DHAP programs had 7 closings as of Q2. Three of those closings were in the Targeted Occupation program. Thirty-one applicants were prequalified in those programs in addition to the 10 prequalified in the DHAP 10 program. With \$40,000 of DHAP assistance, a family of four successfully purchased a Builders of Hope home on a land bank lot in Council District 7 (See below in Highlighted Projects).



PROJECTED VERSUS ACTUAL HOUSING PRODUCTION

Housing staff estimated the number of units that would be produced in housing production programs, preserved in repair programs, or completed in homebuyer assistance programs (Exhibits 4-6). These estimations or projections are compared with actual accomplishments as of Q2 FY 2022-2023. The DHAP 10 and the Senior Home Repair programs are new, and thus initial applications are still in the review process.

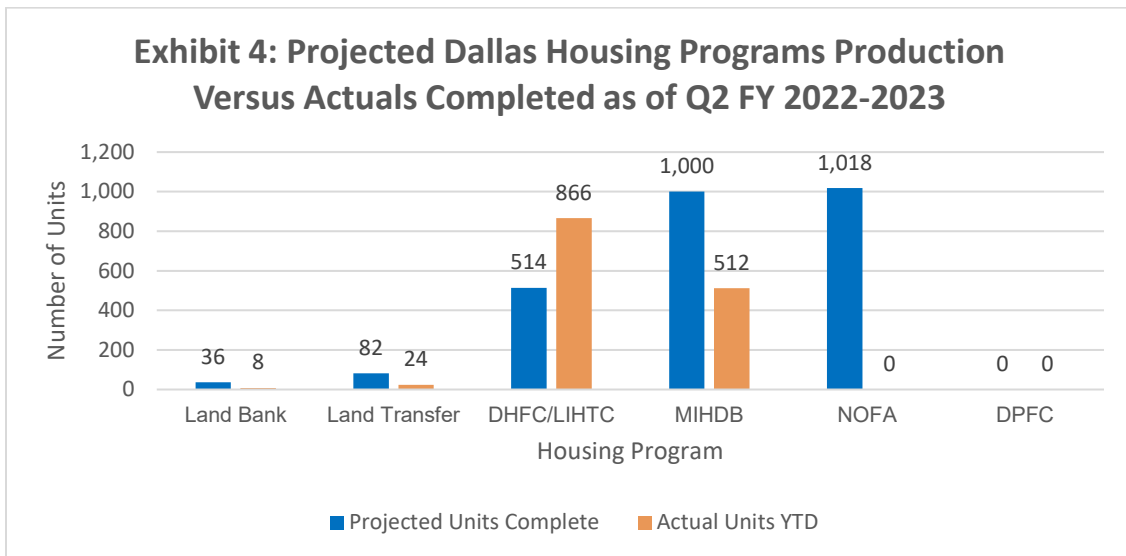


Exhibit 5: Projected Dallas Home Repairs Versus Actuals Completed as of Q2 FY 2022-2023

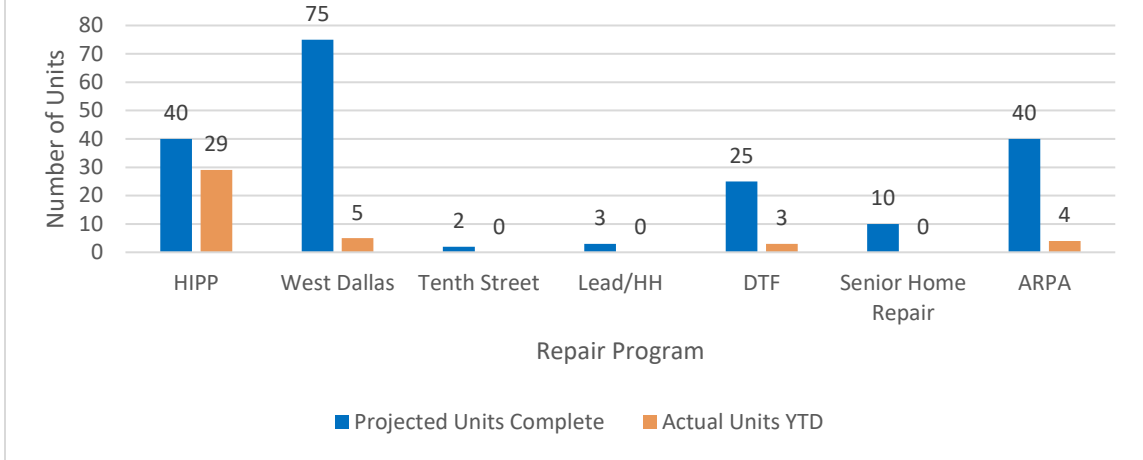
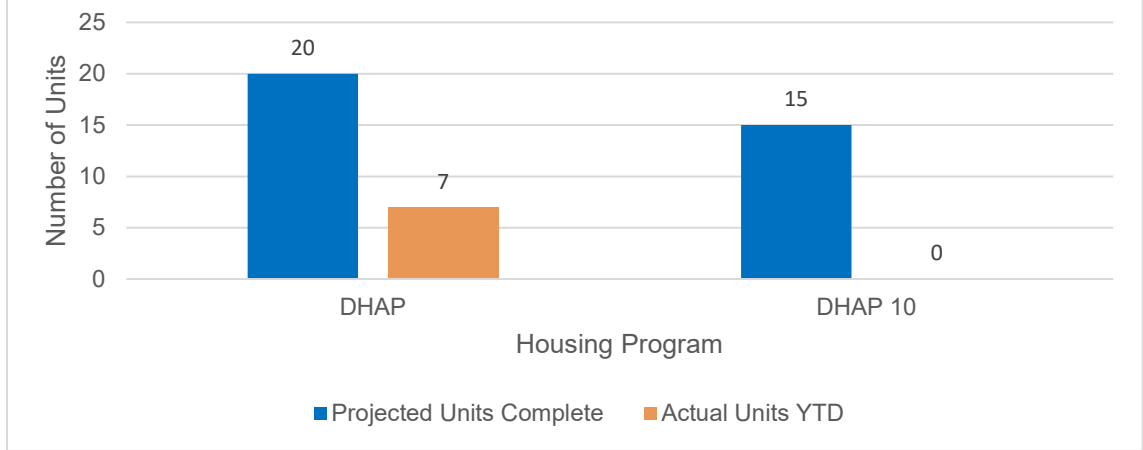


Exhibit 6: Projected Homebuyers Assisted versus Actuals as of Q2 FY 2022-2023



HIGHLIGHTED PROJECTS

The Galbraith, DHAP/Land Bank Home, Golden S.E.E.D.S. Foundation Single-Family Homes, and the Citizen exemplify the variety of projects needed to support mixed-income housing and home ownership in Dallas (Exhibit 7). The Galbraith is a 217-unit, new construction mixed-income housing development in a rapidly changing neighborhood of East Dallas. The single-family homes in The Bottom and in Council District 7 demonstrate how a combination of Housing programs can be used to promote home ownership. The Citizen, an award-winning project in Council District 11, is an innovative use of 4% Tax Credits to renovate an existing building in North Dallas and provide 202 needed affordable housing units.

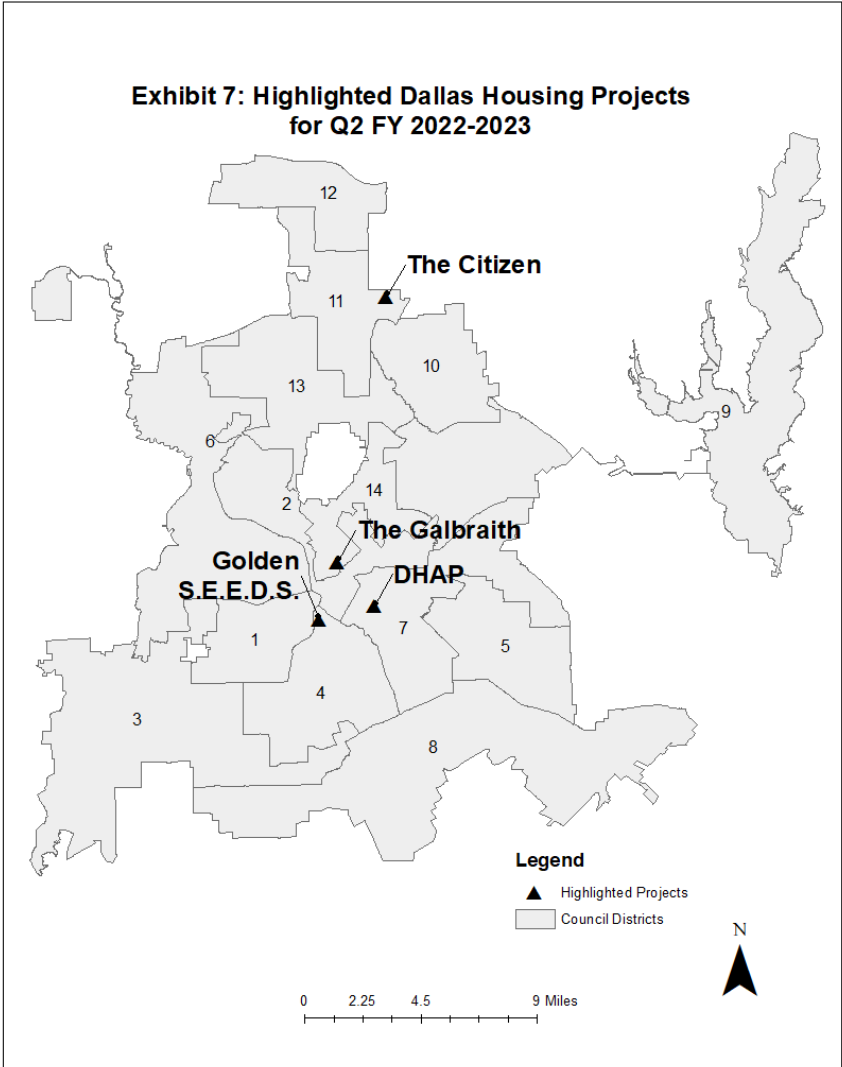




Photo credit: Craig Boeglin with Matthews Southwest

THE GALBRAITH

The Galbraith is located at 2400 Bryan Street in the heart of downtown Dallas. The property has a total of 217 mixed-income units, of which 111 units are reserved for residents earning at or below 80% of Area Median Income (AMI) and 106 units are at market rate/non-income restricted. The development is a 15-story construction with structured parking with 312 spaces. Class A amenities include resort style pool, multipurpose clubhouse with fitness center, business center, stainless steel appliances, early childhood education or childcare facility, and 10,000 square feet of retail space. This is a \$77,000,000+ investment into mixed-income, workforce housing for the City Dallas.

DHAP/LAND BANK HOME



Photo Credit: Builders of Hope



Photo Credit: Builders of Hope

The Land Bank Program aligns with the City's goal of developing quality, sustainable housing that is affordable to Dallas city residents by selling city-owned real estate to non-profit and for-profit developers at below market values. Developers work closely with mortgage lenders in identifying buyers who meet the income requirements for home purchases and recommend DHAP to those buyers to help make the home purchase more affordable. DHAP supported this family to purchase a new construction home built by Builders of Hope on a land bank lot in Council District 7.



Photo Credit: Golden S.E.E.D.S. Foundation

GOLDEN S.E.E.D.S. FOUNDATION SINGLE- FAMILY HOMES


The Golden S.E.E.D.S. Foundation held a ribbon cutting ceremony on March 3, 2023 at 610 and 614 N. Denley Drive, Dallas, TX 75203 in The Bottom. This project includes the construction of 22 single family homes with 60% to 80% AMI. The City has allocated \$1,400,000 in 2012 General Obligation Bond funds for the single-family development project located in the Historic Bottom District. This project is supported by ongoing infrastructure improvements in The Bottom, and the City is still finishing Phase 2 of these improvements.



Photo Credit: The Citizen, Tisha Vaidya, Elizabeth Property Group, Dallas, Texas

THE CITIZEN

The Citizen (formerly known as Midpark Towers) is a 202-unit, 2-tower property located in the NW quadrant off of 635 & 75. The property was acquired in June 2021 through a partnership between Elizabeth Property Group (developer) and Dallas Housing Finance Corporation (DHFC). This kicked off an 18-month long renovation plan to the property completed in February 2023. The property is all 1-bedroom units and is restricted to 92.6% (187 units) at 60% AMI and 7.4% (15 units) at 30% AMI. Through 4% tax credit financing and HUD 221d4 loan proceeds, the partnership was able to reinvest over \$10 million of hard costs (\$50,000/unit) back into the property, addressing long overdue deferred maintenance, essential life safety and health issues, including full replacement of elevators, roofs, generator, landscaping, and HVAC. The owners have also upgraded the property substantially to make it a safe, clean, and bright living environment for its residents by renovating the units completely, including new paint, flooring, black and stainless-steel kitchen appliances (adding a dishwasher), bathroom fixtures, AC units, doors, and ceiling fans. Lastly, as part of the renovation, the owners have also added several new amenities to the property for the benefit of its residents, including property-wide Wi-Fi (throughout the common areas and in the units, complimentary to residents), fitness center, business center, lobby/seating area, 11th floor activity room/meeting room, dog park, and an updated gazebo with covered seating. Elizabeth Property Group is very proud to have partnered with DHFC in order to preserve affordable housing in a transforming area of North Dallas and to better serve a highly vulnerable population.



APPENDIX OF DATA TABLES

- Ongoing and Recently Completed Housing Development Projects
- Ongoing and Recently Completed Homebuyer Assistance
- Ongoing and Recently Completed Home Repair Projects
- Income and Expenses for MIHDB and Corporations

Phase	City Involvement	Council District	Primary Lender	Funding Source	Sales Price	City Assistance	AMI	Age	Households Served
Closed FY 22-23	DHAP	7	Inwood National Bank	CDBG, HOME	\$ 240,000	\$40,000.00	74.81%	55	1
	DHAP, Targeted Occupation	7	JPMorgan Chase Bank, N.A.	CDBG, HOME	\$ 200,000	\$45,000.00	82.14%	28	1
	DHAP, Targeted Occupation	8	AmCap Mortgage, Ltd	CDBG, HOME	\$ 263,585	\$43,394.00	80.24%	38	1
	DHAP	1	Simmons Bank	CDBG, HOME	\$ 128,000	\$29,500.00	65.18%	26	1
	DHAP	3	Amcap Mortgage Ltd Db a Gold Financial Services	CDBG, HOME	\$ 260,000	\$60,000.00	42.67%	35	1
	DHAP	8	Amcap Mortgage Ltd Db a Gold Financial Services	CDBG, HOME	\$ 270,000	\$40,000.00	36.50%	37	1
	DHAP, Targeted Occupation	8	Town Square Mortgage	CDBG, HOME	\$ 205,000	\$23,754.00	104.88%	35	1
					\$	223,798	\$ 281,648	69.49%	36
Prequalified	DHAP				\$ -	\$ -	59.64%	58	1
	DHAP		Simmons Bank		\$ -	\$ -	78.43%	49	1
	DHAP				\$ -	\$ -	57.70%	52	1
	DHAP				\$ -	\$ -	32.36%	50	1
	DHAP				\$ -	\$ -	70.26%	50	1
	DHAP				\$ -	\$ -	45.68%	40	1
	DHAP, Targeted Occupation				\$ -	\$ -	106.23%	33	1
	DHAP				\$ -	\$ -	69.21%	36	1
	DHAP				\$ -	\$ -	79.03%	35	1
	DHAP		Guild Mortgage		\$ -	\$ -	64.29%	37	1
	DHAP				\$ -	\$ -	72.71%	56	1
	DHAP, Targeted Occupation		JP Morgan Chase		\$ -	\$ -	119.34%	34	1
	DHAP				\$ -	\$ -	56.47%	23	1
	DHAP				\$ -	\$ -	42.45%	65	1
	DHAP				\$ -	\$ -	57.45%	40	1
	DHAP, Targeted Occupation				\$ -	\$ -	110.04%	29	1
	DHAP, Targeted Occupation		Bank of America		\$ -	\$ -	115.51%	37	1
	DHAP				\$ -	\$ -	71.11%	26	1
	DHAP 10				\$ -	\$ -	106.15%	22	1
	DHAP, Targeted Occupation				\$ -	\$ -	112.02%	26	1
	DHAP				\$ -	\$ -	76.21%	50	1
	DHAP 10				\$ -	\$ -	85.07%	29	1
	DHAP				\$ -	\$ -	61.94%	39	1
	DHAP 10				\$ -	\$ -	66.19%	31	1
	DHAP 10				\$ -	\$ -	78.55%	70	1
	DHAP, Targeted Occupation				\$ -	\$ -	90.44%	24	1
	DHAP		Simmons Bank		\$ 115,000	\$ -	71.48%	25	1
	DHAP 10		Nations Reliable Lending		\$ 226,000	\$ -	72.71%	32	1
	DHAP				\$ -	\$ -	73.62%	30	1
	DHAP				\$ -	\$ -	73.85%	49	1
	DHAP 10				\$ -	\$ -	44.04%	31	1
	DHAP 10				\$ -	\$ -	74.67%	53	1
	DHAP				\$ -	\$ -	56.10%	45	1
	DHAP, Targeted Occupation				\$ -	\$ -	113.22%	27	1
	DHAP 10				\$ -	\$ -	50.79%	31	1
	DHAP				\$ -	\$ -	66.84%	33	1
	DHAP 10				\$ -	\$ -	80.12%	48	1
	DHAP 10				\$ -	\$ -	74.45%	34	1
	DHAP				\$ -	\$ -	79.20%	55	1
	DHAP, Targeted Occupation				\$ -	\$ -	96.79%	26	1
	DHAP				\$ -	\$ -	75.73%	42	1
				\$	170,500	\$ -	75.32%	39	41

Phase	Project	Council District	Developer	City Involvement	Financial Structure	Property Address	Development Cost	Reserved Units	Market Units	Total # of Units	
Completed FY 22-23	Land Bank Program	7	Builders of Hope	DHADC	Private	3425 Pondrom Street	\$180,000	1	0	1	
	Land Bank Program	7	Builders of Hope	DHADC	Private	4317 Canal Street	\$215,000	1	0	1	
	Land Bank Program	6	Builders of Hope	DHADC	Private	2020 Morris Street	\$219,000	1	0	1	
	Land Bank Program	7	Focis Holdings	DHADC	Private	3603 Penelope	\$160,000	1	0	1	
	Land Bank Program	7	Focis Holdings	DHADC	Private	4806 Silver Avenue	\$185,000	1	0	1	
	Land Bank Program	7	Focis Holdings	DHADC	Private	3810 Spence Street	\$215,000	1	0	1	
	Land Bank Program	4	PAD Enterprises	DHADC	Private	1514 E. Ann Arbor	\$220,000	1	0	1	
	Land Bank Program	7	Confia Homes	DHADC	Private	2700 Birmingham Avenue	\$205,000	1	0	1	
	Land Transfer Program	4	Black Island	HOU, PW	Private	2928 Eagle Drive	\$180,000	1	0	1	
	Land Transfer Program	7	Black Island	HOU, PW	Private	2718 Mitchell Street	\$215,000	1	0	1	
	Land Transfer Program	7	Beharry Homes	HOU, PW	Private	4503 Electra Street	\$184,500	1	0	1	
	Land Transfer Program	7	Beharry Homes	HOU, PW	Private	2818 Le Clerc Avenue	\$184,500	1	0	1	
	Land Transfer Program	7	Beharry Homes	HOU, PW	Private	4712 Baldwin	\$184,500	1	0	1	
	Land Transfer Program	7	CTE Homes	HOU, PW	Private	4631 Silver Ave	\$160,000	1	0	1	
	Land Transfer Program	7	CTE Homes	HOU, PW	Private	3411 Detonte Street	\$160,000	1	0	1	
	Land Transfer Program	7	CTE Homes	HOU, PW	Private	3315 Detonte Street	\$145,000	1	0	1	
	Land Transfer Program	7	CTE Homes	HOU, PW	Private	3435 Beall Street	\$160,000	1	0	1	
	Land Transfer Program	7	Marcer Construction	HOU, PW	Private	2819 Troy Street	\$195,000	1	0	1	
	Land Transfer Program	7	Marcer Construction	HOU, PW	Private	4230 Carl Street	\$225,000	1	0	1	
	Land Transfer Program	7	Marcer Construction	HOU, PW	Private	2807 Farragut Street	\$225,000	1	0	1	
	Land Transfer Program	7	Marcer Construction	HOU, PW	Private	2223 Garden Drive	\$225,000	1	0	1	
	Land Transfer Program	7	Marcer Construction	HOU, PW	Private	4226 Canal Street	\$225,000	1	0	1	
	Land Transfer Program	7	Marcer Construction	HOU, PW	Private	4235 Canal Street	\$225,000	1	0	1	
	Land Transfer Program	7	Marcer Construction	HOU, PW	Private	4319 Elsie Faye Heggins Street	\$225,000	1	0	1	
	Land Transfer Program	7	Marcer Construction	HOU, PW	Private	3635 Pine Street	\$225,000	1	0	1	
	Land Transfer Program	7	Marcer Construction	HOU, PW	Private	3642 Pine Street	\$225,000	1	0	1	
	Land Transfer Program	7	Marcer Construction	HOU, PW	Private	2850 Farragut Street	\$225,000	1	0	1	
	Land Transfer Program	7	Marcer Construction	HOU, PW	Private	2727 Maurine F Bailey Way	\$225,000	1	0	1	
	Land Transfer Program	7	Marcer Construction	HOU, PW	Private	2303 Starks Avenue	\$225,000	1	0	1	
	Land Transfer Program	7	Marcer Construction	HOU, PW	Private	4233 Canal Street	\$225,000	1	0	1	
	Land Transfer Program	7	Marcer Construction	HOU, PW	Private	2719 Frazier Street	\$225,000	1	0	1	
	Land Transfer Program	7	Marcer Construction	HOU, PW	Private	4335 Spring Avenue	\$225,000	1	0	1	
	The Briscoe	11	OHG	DHFC	Acquisition	12639 Cot Rd	\$99,443,740	288	34	322	
	The Dylan	2	AMCAL	DHFC	Acquisition	4533 Cedar Springs Rd	\$42,500,000	63	62	125	
	2400 Bryan/The Galbraith	14	Matthews Southwest	DHFC, HOU, OED	9% Tax Credit	2400 Bryan Street	\$77,746,799	111	106	217	
	The Alton (fka Lenox Oak Lawn)	2	Oden Hughes	MIHDB	On Site Affordable Units	2929 Oak Lawn	NA	12	281	293	
	Doverhouse at White Rock	9	Oden Hughes	MIHDB	On Site Affordable Units	9343 Garland Road BU1 & BU2	NA	11	208	219	
	Midpark Towers/The Citizen (Rehab)	11	Elizabeth Property Group	DHFC	4% Tax Credit	8550 Midpark Road	\$29,255,004	202	0	202	
								\$255,463,043	719	691	1410
	Under Construction	Lincoln Katy Trail	14	Lincoln Property	MIHDB	Fee In Lieu	3256 Carlisle St	NA	0	300	300
		Saint Michael's and All Angels mixed use	13	Episcopal Diocese	MIHDB	On Site Affordable Units	8111 Douglas	NA	5	123	128
		Pegasus Ablon Project	2	Pegasus Ablon	MIHDB	On Site Affordable Units	3000 Throckmorton	NA	13	238	251
		4514 Bryan	2	AN Properties	MIHDB	Fee In Lieu	4514 Bryan Street	NA	0	22	22
		Kiva East	2	Saigebrook	ROS, CRP, MIHDB	9% Tax Credit/MIHDB	4724 East Side Ave.	\$21,587,420	71	16	87
		Pearl Lofts	2	1100 Pearl Street, Inc.	OED (TIF)		2100 Jan Pruitt	\$33,200,000	30	70	100
		Estates at Shiloh (Senior)	9	Generation Housing	DHFC, HOU	4% Tax Credit	2649 Centerville Road	\$40,781,976	239	25	264
		Standard at Royal	6	LDG Development	DPFC	Conventional MF	2737 Royal Lane	\$69,245,305	150	150	300
Mountain Creek Apartments		3	NRP Group	DPFC	Conventional MF	NWC of I-20 & TX-480	\$59,246,341	162	162	324	
Oakhouse at Colorado		1	Mintwood Real Estate	DPFC	Conventional MF	900 E. Colorado Blvd.	\$48,230,230	113	102	215	
Terrace at Southern Oaks		4	LDG Development	DHFC/RONO, MIHDB	Conventional MF	3300 Southern Oaks Blvd.	\$60,538,517	270	30	300	
Ridgecrest Terrace Apartments (Rehab)		3	Steele Properties	DHFC	4% Tax Credit	526 S. Walton Walker Blvd.	\$57,361,222	250	0	250	
HighPoint at Wynnwood		1	MVAH Partners	DHFC/RONO	4% Tax Credit	1911 Pratt Street	\$46,845,856	220	0	220	
The Ridge at Lancaster		8	LDG Development	DHFC, MIHDB	4% Tax Credit	5995 Crouch Road	\$59,560,307	270	30	300	
Gateway Oak Cliff		1	St. Margaret, Inc.	DHFC, MIHDB, OED	4% Tax Credit	400 S. Beckley	\$47,131,511	184	42	226	
Dallas Stemmons Apartments		6	Palladium	ROS	9% Tax Credit	11070 N. Stemmons Freeway	\$20,020,169	87	0	87	
Juliette Fowler Residences		2	Juliette Fowler Communities	ROS	9% Tax Credit	South Fulton St and Eastside Ave	\$23,493,750	144	0	144	
Villas @ Western Heights		6	MREC Companies	ROS, CRP, OED	9% Tax Credit	1515 Fort Worth Avenue	\$32,888,449	104	26	130	
The Oaks		1	DHA/VOA	RONO, HOU	4% Tax Credit	630 S. Llewellyn Ave	\$44,053,609	243	17	260	
Meadowbrook Apartments		8	LDG Development	DHFC/RONO, MIHDB	4% Tax Credit	15251 Seagoville Road	\$42,195,523	162	18	180	
Westmoreland Station		3	Generation Housing	DHFC, HOU	4% Tax Credit	2700 S. Westmoreland Road	\$51,561,000	223	25	248	
West Dallas - Scattered Sites		6	Builders of Hope	NOFA	Single Family	Scattered Sites	\$3,879,663	20	0	20	
Cedar Crest		4	Confia Homes	NOFA	Single Family	Scattered Sites	\$3,600,000	19	0	19	
Five Mile		8	Notre Dame Place Inc	NOFA	Single Family	Scattered Sites	\$20,965,000	86	0	86	
Jeffries Meyers #1/#3		7	Dallas Housing Foundation	NOFA	Single Family	Scattered Sites	\$6,367,368	34	0	34	
Jeffries Meyers #2		7	Texas Community Builders	NOFA	Single Family	Scattered Sites	\$2,380,852	11	0	11	
The Bottoms - Golden S.E.E.D.S		4	Golden S.E.E.D.S	NOFA	Single Family	Scattered Sites	\$4,821,423	22	0	22	
Ideal/Joppa		7	Dallas Habitat for Humanity	NOFA	Single Family	Scattered Sites	\$7,129,217	33	0	33	
Capitol Flats		2	Larkspur Capital	MIHDB	On Site Affordable Units	5215 Capitol	NA	3	57	60	
5050 Keeneland Project		3	AHS Residential	MIHDB	On Site Affordable Units	5050 Keeneland Pkwy	NA	17	319	336	
Enclave Frankford		12	Integrated Real Estate Group	MIHDB	On Site Affordable Units	3301 Pres George Bush Tpk	NA	27	353	380	
Modera Trinity		6	Mill Creek	MIHDB	On Site Affordable Units	2350 N Beckley Ave	NA	10	194	204	
Alexan Arts III		2	Trammell Crow Residential	MIHDB	On Site Affordable Units	5088 Ross & 1601 N Henderson	NA	46	340	386	
Fairfield Manderville		13	Fairfield	MIHDB	On Site Affordable Units	7735 & 7777 Manderville	NA	36	439	475	
Maple Highline I		2	Urban Genesis	MIHDB	On Site Affordable Units	5907 Maple Ave	NA	3	53	56	
The Lyle		12	Toll Brothers	MIHDB	On Site Affordable Units	17727 Addison Rd	NA	17	317	334	
Maple/Kimsey II		2	Urban Genesis	MIHDB	On Site Affordable Units	5908 Maple	NA	4	70	74	
2811 Maple Ave		14	Crescent	MIHDB	Fee In Lieu	2811 Maple	NA	0	180	180	
Elihu Lofts		7	Karrington & Co	MIHDB	Fee In Lieu	3230 Elihu	NA	0	5	5	
Sadler Circle Senior Apartments		2	Resource Center of Dallas	ROS, CRP, OED	9% Tax Credit	5717 Sadler Circle	\$29,423,942	84	0	84	
Singleton Villas / Trinity West		6	Greenleaf Ventures (Lennar)	HOU	Single Family	3155 Normandy	\$3,000,000	116	0	116	
CityBuild Health Clinic - Land Transfer Program		7	CityBuild CDC	HOU, PW	Private	Carlton Garnett & Canaan Streets	\$2,300,000	0	0	0	
Land Bank Program		4	Hedgestone Investments	DHADC	Private	1116 Brock Street	\$195,000	1	0	1	
Land Bank Program		4	PAD Enterprises	DHADC	Private	4227 Landrum Avenue	\$190,000	1	0	1	
Land Bank Program		7	Dallas Area Habitat	DHADC	Private	4744 Burma Road	\$180,000	1	0	1	

Phase	Project	Council District	Developer	City Involvement	Financial Structure	Property Address	Development Cost	Reserved Units	Market Units	Total # of Units
	Land Bank Program	7	Dallas Area Habitat	DHADC	Private	4726 Burma Road	\$180,000	1	0	1
	Land Bank Program	7	Dallas Area Habitat	DHADC	Private	4636 Cherbourg Street	\$180,000	1	0	1
	Land Bank Program	7	Dallas Area Habitat	DHADC	Private	4538 Cherbourg Street	\$180,000	1	0	1
	Land Bank Program	7	Dallas Area Habitat	DHADC	Private	4534 Cherbourg Street	\$180,000	1	0	1
	Land Bank Program	7	Dallas Area Habitat	DHADC	Private	4820 Zealand Street	\$180,000	1	0	1
	Land Bank Program	7	Dallas Area Habitat	DHADC	Private	7903 Trojan Street	\$180,000	1	0	1
	Land Bank Program	7	Confia Homes	DHADC	Private	2711 Rochester Street	\$185,000	1	0	1
	Land Bank Program	7	Confia Homes	DHADC	Private	4103 Marshall Drive	\$185,000	1	0	1
	Land Bank Program	7	Confia Homes	DHADC	Private	2726 Valentine Street	\$175,000	1	0	1
	Land Bank Program	7	Confia Homes	DHADC	Private	2926 Valentine Street	\$175,000	1	0	1
	Land Bank Program	7	Focis Holdings	DHADC	Private	4711 Frank Street	\$170,000	1	0	1
	Land Bank Program	7	Focis Holdings	DHADC	Private	2538 Slarks Avenue	\$170,000	1	0	1
	Land Bank Program	7	Open Mindframe Ventures	DHADC	Private	4010 Roberts Avenue	\$180,000	1	0	1
	Land Bank Program	7	Focis Holdings	DHADC	Private	3807 Frank Street	\$170,000	1	0	1
	Land Bank Program	7	Focis Holdings	DHADC	Private	3707 Spence	\$195,000	1	0	1
	Land Bank Program	7	Focis Holdings	DHADC	Private	2633 Macon Street	\$195,000	1	0	1
	Land Bank Program	7	Focis Holdings	DHADC	Private	4311 Montie Street	\$195,000	1	0	1
	Land Transfer Program	4	Black Island	HOU, PW	Private	2969 Cummings Street	\$180,000	1	0	1
	Land Transfer Program	4	Black Island	HOU, PW	Private	4207 Opal Avenue	\$158,000	1	0	1
	Land Transfer Program	7	Black Island	HOU, PW	Private	4338 Marhsall Street	\$180,000	1	0	1
	Land Transfer Program	7	Black Island	HOU, PW	Private	2233 Dyson Street	\$195,000	1	0	1
	Land Transfer Program	4	Masa Design Build	HOU, PW	Private	1918 E Overton Road	\$205,000	1	0	1
	Land Transfer Program	4	Masa Design Build	HOU, PW	Private	3135 Harlandale Avenue	\$205,000	1	0	1
	Land Transfer Program	4	Masa Design Build	HOU, PW	Private	3735 Humphrey Drive	\$205,000	1	0	1
	Land Transfer Program	4	Masa Design Build	HOU, PW	Private	3607 Humphrey Drive	\$205,000	1	0	1
	Land Transfer Program	4	Masa Design Build	HOU, PW	Private	1530 Fordham Road	\$205,000	1	0	1
	Land Transfer Program	4	Masa Design Build	HOU, PW	Private	4611 Bonnie View Road	\$205,000	1	0	1
	Land Transfer Program	7	Masa Design Build	HOU, PW	Private	2631 Warren Avenue	\$205,000	1	0	1
	Land Transfer Program	7	Masa Design Build	HOU, PW	Private	2424 Birmingham Avenue	\$205,000	1	0	1
	Land Transfer Program	7	Masa Design- Build	HOU, PW	Private	2730 Exline Street	\$198,500	1	0	1
	Land Transfer Program	4	Hedgestone Investments	HOU, PW	Private	1607 Hudspeth Avenue	\$199,500	1	0	1
	Land Transfer Program	4	Hedgestone Investments	HOU, PW	Private	1714 Hudspeth Avenue	\$199,500	1	0	1
	Land Transfer Program	4	Hedgestone Investments	HOU, PW	Private	1619 E Overton Road	\$199,500	1	0	1
	Land Transfer Program	4	Hedgestone Investments	HOU, PW	Private	1607 E Overton Road	\$199,500	1	0	1
	Land Transfer Program	4	Hedgestone Investments	HOU, PW	Private	1502 Marfa Avenue	\$199,500	1	0	1
	Land Transfer Program	4	Hedgestone Investments	HOU, PW	Private	1527 Marfa Avenue	\$199,500	1	0	1
	Land Transfer Program	4	Hedgestone Investments	HOU, PW	Private	1523 Garza Avenue	\$199,500	1	0	1
	Land Transfer Program	4	Hedgestone Investments	HOU, PW	Private	1823 Garza Avenue	\$199,500	1	0	1
	Land Transfer Program	4	Hedgestone Investments	HOU, PW	Private	4217 Landrum Avenue	\$199,500	1	0	1
	Land Transfer Program	4	Hedgestone Investments	HOU, PW	Private	4221 Landrum Avenue	\$199,500	1	0	1
	Land Transfer Program	7	Beharry Homes	HOU, PW	Private	4006 Carpenter Avenue	\$184,500	1	0	1
	Land Transfer Program	7	Beharry Homes	HOU, PW	Private	4007 Carpenter Avenue	\$184,500	1	0	1
	Land Transfer Program	7	Beharry Homes	HOU, PW	Private	4229 Carpenter Avenue	\$184,500	1	0	1
	Land Transfer Program	7	Beharry Homes	HOU, PW	Private	4233 Carpenter Avenue	\$184,500	1	0	1
	Land Transfer Program	7	Beharry Homes	HOU, PW	Private	3817 Pine Street	\$184,500	1	0	1
	Land Transfer Program	7	Beharry Homes	HOU, PW	Private	2529 Peabody Avenue	\$192,000	1	0	1
	Land Transfer Program	7	CTE Homes	HOU, PW	Private	2473 Wells Street	\$160,000	1	0	1
	Land Transfer Program	7	CTE Homes	HOU, PW	Private	2517 Wells Street	\$160,000	1	0	1
	Land Transfer Program	7	Black Island	HOU, PW	Private	4013 Sonny Circle	\$215,000	1	0	1
	Land Transfer Program	4	Marcer Construction	HOU, PW	Private	511 N Denley Drive	\$195,000	1	0	1
	Land Transfer Program	7	Marcer Construction	HOU, PW	Private	2727 Maurine F Bailey Way	\$195,000	1	0	1
	Land Transfer Program	7	Marcer Construction	HOU, PW	Private	2303 Slarks Avenue	\$195,000	1	0	1
	Land Transfer Program	7	Marcer Construction	HOU, PW	Private	4233 Canal Street	\$195,000	1	0	1
	Land Transfer Program	7	Marcer Construction	HOU, PW	Private	2719 Frazier Street	\$195,000	1	0	1
	Land Transfer Program	7	Marcer Construction	HOU, PW	Private	4335 Spring Avenue	\$195,000	1	0	1
	Land Transfer Program	4	Marcer Construction	HOU, PW	Private	612 S Moore Street	\$195,000	1	0	1
	Land Transfer Program	7	Marcer Construction	HOU, PW	Private	2344 Slarks Avenue	\$195,000	1	0	1
	Land Transfer Program	4	Marcer Construction	HOU, PW	Private	530 Woodbine Avenue	\$225,000	1	0	1
	Land Transfer Program	4	Marcer Construction	HOU, PW	Private	511 N Moore Street	\$194,000	1	0	1
	Land Transfer Program	7	Women That Soar	HOU, PW	Private	2316 Dyson Street	\$214,000	1	0	1
	Land Transfer Program	7	Women That Soar	HOU, PW	Private	2b17 Lowery Street	\$214,000	1	0	1
	Land Transfer Program	4	Titan & Associates	HOU, PW	Private	1403 Maywood Avenue	\$215,000	1	0	1
	Land Transfer Program	4	Titan & Associates	HOU, PW	Private	2436 Hudspeth Avenue	\$215,000	1	0	1
	Modera Trailhead	2	Mill Creek	MIHDB	On Site Affordable Units	7532 East Grand Ave	NA	26	260	286
							\$854,471,650	3,620	3,983	7,603
Prelim Inducement/ Council Approved/ MIHDB App. Approved	Standard Shoreline	9	Ojala	DPFC	Conventional MF	10715 Garland Road	\$66,419,868	153	147	300
	Ash Creek	7	DevCo	DHFC/RONO	4% Tax Credit	2605 John West Rd	\$54,892,942	280	0	280
	Estelle Village	8	Community Preservation Partners	DHFC/RONO	4% Tax Credit	5969 Highland Drive	\$73,453,904	291	0	291
	AM Fairmount	14	Alamo Manhattan	MIHDB	On Site Affordable Units	3030 Fairmount	NA	16	304	320
	1508 Mockingbird	2	Provident Realty Advisors	DPFC	Conventional MF	1508 W. Mockingbird Lane	\$105,211,255	200	200	400
	Bonton Gardens	7	CityBuild	MIHDB	On Site Affordable Units	6106 and 6116 Bexar St	NA	6	30	36
	Jaipur Lofts	2	Sagebrook	ROS, MIHDB	9% Tax Credit/MIHDB	2203 N. Fitzhugh & 2102 Annex Ave.	\$22,540,012	7	64	71
	Blakely, The	2	Sagebrook	ROS	9% Tax Credit	1607 Carrol Ave. & 1407 Garrett Ave.	\$28,292,888	96	6	92
	Cypress Creek at Montfort	11	Sycamore Strategies	ROS	9% Tax Credit	NWC at Montfort & Spring Valley	\$44,655,736	116	52	168
	Trove Valor	4	Lancero Capital	DPFC/C1,000UC	Conventional MF	4515 S. Lancaster	\$54,963,000	166	166	332
	Patriot Pointe at Markville	10	Generation Housing	ROS, DHFC	9% Tax Credit	9222 Markville Road	\$37,830,292	103	28	131
	Skyline at Cedar Crest	4	Brompton CHDO (Houston)	ROS, MIHDB	9% Tax Credit/MIHDB	2720 E. Kiest Blvd.	\$26,597,686	85	22	107
	Cypress Creek at Forest Lane	10	Sycamore Strategies	ROS, CRP	9% Tax Credit	11520 N Central Expressway	\$44,904,476	107	93	200
	Notre Dame - Bonton Rental	7	Notre Dame Place Inc	NOFA	Single Family	6000 Block of Bexar St.	\$3,406,500	21	13	34
	Dolphin Heights	7	EDCO	NOFA	Single Family	Scattered Sites	\$1,039,433	5	0	5
	St. Philips Catalyst	7	St Philips	NOFA	Single Family	Scattered Sites	\$1,781,815	7	0	7
	Armonia Apts	6	Dallas City Homes	NOFA	Conventional MF	3115 Topoka Ave	\$2,857,004	11	4	15
	Estates at Ferguson	7	Generation Housing	DHFC	4% Tax Credit	9220 Ferguson Road	\$41,494,000	164	0	164
	Rock Island Riverfront	2	Petra Development	DHFC	4% Tax Credit	1027 S. Riverfront Blvd.	\$78,817,000	155	22	177

Phase	Project	Council District	Developer	City Involvement	Financial Structure	Property Address	Development Cost	Reserved Units	Market Units	Total # of Units
	The Mondello	7	DevCo	DHFC	4% Tax Credit	2000 Highland Rd.	\$39,610,000	150	0	150
	The Positano	7	DevCo	DHFC	4% Tax Credit	2519 John West Rd.	\$56,160,000	232	0	232
	Rosemont Meadow Lane	7	DevCo	DHFC	4% Tax Credit	4722 Meadow Lane	\$52,065,000	264	0	264
	Greenleaf Lake June	5	Greenleaf Ventures	NOFA	Single Family	NEC Lake June & St. Augustine	\$6,317,000	125	0	125
	Standard West Commerce	6	Ojala Partners	DPFC	Conventional MF	1400 West Commerce	\$64,763,980	153	147	300
	Jefferson University Hills	3	JPI Companies	DPFC	Conventional MF	NW Corner of University Hills and Camp Wi	\$99,727,000	200	200	400
	Bluffview Highline	13	Urban Genesis	DPFC	Conventional MF	3802 W. Northwest Hwy.	\$34,548,047	88	87	175
	Singleton Highline	6	Urban Genesis	DPFC	Conventional MF	2901 Barger St	\$32,848,000	88	88	176
	Muse at Midtown	11	OHG	DHFC	Acquisition	13675 Noel Road	\$102,559,395	262	27	289
	Conor Live Oak	2	Conor Commercial	MIHDB	Fee In Lieu	4931 Live Oak et al	NA	0	327	327
	Trammell Crow Knox Street	14	Trammell Crow/High Street Res.	MIHDB	On Site Affordable Units	3311 Knox Ave	NA	0	168	168
	Lantower Singleton	6	Lantower Residential	MIHDB	Fee In Lieu	818 Singleton Blvd.	NA	0	0	437
	Bluffview Apartments	2	X Equity Group	MIHDB	On Site Affordable Units	3527 Bolivar Drive	NA	4	66	70
	Fitz 2	2	Slate Properties	MIHDB	On Site Affordable Units	1513 N. Fitzhugh	NA	4	63	67
	Crossing at Clear Creek	8	LDG (Ika Covenant Funding)	MIHDB/DHFC	On Site Affordable Units	14201 C F Hawn Fwy	NA	14	250	264
	Terrace at Highland Hills	8	LDG	MIHDB/DHFC	On Site Affordable Units	3100 Persimmon Rd	NA	15	285	300
	Endeavor McKinney/Boll	14	Endeavor RE	MIHDB	On Site Affordable Units	2702 & 2710 McKinney Ave. at Boll St	NA	10	265	275
	Legacy at White Rock	7	LDG Development	MIHDB	On Site Affordable Units	2825 & 2845 N Buckner Blvd	NA	108	104	212
	The Elms	4	Smart Living Residential, LLC	MIHDB	On Site Affordable Units	1710 Morrell Avenue	NA	8	145	153
	Ewing & Morrell	4	Fenton Dallas LLC	MIHDB	On Site Affordable Units	850 S Ewing Ave	NA	2	38	40
	Mail Avenue Project	2	Fenton Dallas LLC	MIHDB	On Site Affordable Units	2220, 2224, 2248 Mail Ave.	NA	2	37	39
	Mockingbird Station East	14	Trammell Crow/High Street Res.	OED (TIF)	5465 E. Mockingbird	\$117,300,000	86	343	429	
	One Newpark	2	One Newpark GP, LLC	OED (TIF and PPP)	Akard and Canton	\$379,300,000	54	214	268	
	University Hills Phase 1 Multifamily	8	I-20 Lancaster Development, LLC	OED (TIF and PPP)	Lancaster Road at Wheatland Road	TBD	50	200	250	
	University Hills Phase 1 Single Family	8		OED (TIF and PPP)	Lancaster Road at Wheatland Road	TBD	0	540	540	
	PSW/Fort Worth Avenue	6		MIHDB	On Site Affordable Units	2398 Beaver St.	NA	31	265	296
	Trinity West Villas	6	Builders of Hope CDC	NOFA	Conventional MF	3457 Normandy Brook Rd	\$7,279,182	9	27	36
	Land Transfer Program	7	Beharry Homes	HOU, PW	Private	3930 Elsie Faye Heggins Street	\$184,500	1	0	1
	Land Transfer Program	7	Beharry Homes	HOU, PW	Private	3131 Tuskegee Street	\$184,500	1	0	1
	Land Transfer Program	7	Beharry Homes	HOU, PW	Private	2529 Peabody Avenue	\$184,500	1	0	1
	Land Transfer Program	7	Beharry Homes	HOU, PW	Private	3331 Spring Avenue	\$184,500	1	0	1
	Land Transfer Program	7	Beharry Homes	HOU, PW	Private	4723 Spring Avenue	\$184,500	1	0	1
	Land Transfer Program	7	Beharry Homes	HOU, PW	Private	4010 Pine Street	\$184,500	1	0	1
	Land Transfer Program	7	Beharry Homes	HOU, PW	Private	2911 Gay Street	\$184,500	1	0	1
	Land Transfer Program	7	Hedgestone Investments	HOU, PW	Private	4614 Metropolitan Avenue	\$215,000	1	0	1
	Land Transfer Program	7	Hedgestone Investments	HOU, PW	Private	4607 Metropolitan Avenue	\$215,000	1	0	1
	Land Transfer Program	7	Hedgestone Investments	HOU, PW	Private	4523 Metropolitan Avenue	\$215,000	1	0	1
	Land Transfer Program	7	Hedgestone Investments	HOU, PW	Private	4606 Metropolitan Avenue	\$215,000	1	0	1
	Land Transfer Program	7	Hedgestone Investments	HOU, PW	Private	4415 Metropolitan Avenue	\$215,000	1	0	1
	Land Transfer Program	7	Hedgestone Investments	HOU, PW	Private	4422 Metropolitan Avenue	\$215,000	1	0	1
	Land Transfer Program	7	Hedgestone Investments	HOU, PW	Private	4863 Baldwin Street	\$184,000	1	0	1
	Land Transfer Program	7	Hedgestone Investments	HOU, PW	Private	4869 Baldwin Street	\$184,000	1	0	1
	Land Transfer Program	7	Hedgestone Investments	HOU, PW	Private	4806 Baldwin Street	\$215,000	1	0	1
	Land Transfer Program	7	Hedgestone Investments	HOU, PW	Private	4423 Baldwin Street	\$184,000	1	0	1
	Land Transfer Program	7	Hedgestone Investments	HOU, PW	Private	4507 Baldwin Street	\$184,000	1	0	1
	Land Transfer Program	7	Hedgestone Investments	HOU, PW	Private	4726 Frank Street	\$184,000	1	0	1
	Land Transfer Program	7	Hedgestone Investments	HOU, PW	Private	4531 Frank Street	\$184,000	1	0	1
	Land Transfer Program	7	Hedgestone Investments	HOU, PW	Private	4606 Frank Street	\$184,000	1	0	1
	Land Transfer Program	7	Hedgestone Investments	HOU, PW	Private	4410 Hamilton Avenue	\$215,000	1	0	1
	Land Transfer Program	7	Hedgestone Investments	HOU, PW	Private	4343 Hamilton Avenue	\$215,000	1	0	1
	Land Transfer Program	7	Hedgestone Investments	HOU, PW	Private	4211 Hamilton Avenue	\$184,000	1	0	1
	Land Transfer Program	7	Hedgestone Investments	HOU, PW	Private	4309 Hamilton Avenue	\$215,000	1	0	1
	Land Transfer Program	7	Hedgestone Investments	HOU, PW	Private	4318 Hamilton Avenue	\$215,000	1	0	1
	Land Transfer Program	7	Hedgestone Investments	HOU, PW	Private	3706 Hamilton Avenue	\$184,000	1	0	1
	Land Transfer Program	7	Hedgestone Investments	HOU, PW	Private	2906 Lagow Street	\$184,000	1	0	1
	Land Transfer Program	7	Hedgestone Investments	HOU, PW	Private	2814 Lagow Street	\$184,000	1	0	1
	Land Transfer Program	7	Hedgestone Investments	HOU, PW	Private	2620 Lagow Street	\$184,000	1	0	1
	Land Transfer Program	7	Hedgestone Investments	HOU, PW	Private	2902 Lagow Street	\$184,000	1	0	1
	Land Transfer Program	7	Hedgestone Investments	HOU, PW	Private	4346 Jamaica Street	\$184,000	1	0	1
	Land Transfer Program	7	Hedgestone Investments	HOU, PW	Private	4406 Jamaica Street	\$184,000	1	0	1
	Land Transfer Program	7	Hedgestone Investments	HOU, PW	Private	4431 Jamaica Street	\$184,000	1	0	1
	Land Transfer Program	4	Hedgestone Investments	HOU, PW	Private	1611 Hudspeth Avenue	\$215,000	1	0	1
	Land Transfer Program	4	Hedgestone Investments	HOU, PW	Private	4402 Landrum Avenue	\$215,000	1	0	1
	Land Transfer Program	7	Hedgestone Investments	HOU, PW	Private	2908 Pennsylvania Avenue	\$215,000	1	0	1
	Land Transfer Program	7	Hedgestone Investments	HOU, PW	Private	3004 Warren Avenue	\$215,000	1	0	1
	Land Transfer Program	7	Hedgestone Investments	HOU, PW	Private	3021 Warren Avenue	\$215,000	1	0	1
	Land Transfer Program	7	Hedgestone Investments	HOU, PW	Private	2625 Peabody Avenue	\$184,000	1	0	1
	Land Transfer Program	7	Hedgestone Investments	HOU, PW	Private	2627 Peabody Avenue	\$184,000	1	0	1
	Land Transfer Program	7	Hedgestone Investments	HOU, PW	Private	1423 Rowan Avenue	\$215,000	1	0	1
	Land Transfer Program	7	Hedgestone Investments	HOU, PW	Private	1554 Caldwell Avenue	\$184,000	1	0	1
	Land Transfer Program	2	Hedgestone Investments	HOU, PW	Private	1423 Caldwell Avenue	\$184,000	1	0	1
	Land Transfer Program	2	Hedgestone Investments	HOU, PW	Private	1217 Caldwell Avenue	\$215,000	1	0	1
	Land Transfer Program	2	Hedgestone Investments	HOU, PW	Private	1530 Caldwell Avenue	\$184,000	1	0	1
	Land Transfer Program	2	Hedgestone Investments	HOU, PW	Private	4415 Rose Street	\$184,000	1	0	1
	Land Transfer Program	7	Black Island	HOU, PW	Private	6220 Canaan Street	\$215,000	1	0	1
	Land Transfer Program	7	Black Island	HOU, PW	Private	2444 Easley Street	\$215,000	1	0	1
	Land Transfer Program	7	Black Island	HOU, PW	Private	4334 Marshall Street	\$215,000	1	0	1
	Land Transfer Program	7	CTE Homes	HOU, PW	Private	2436 Easley Street	\$205,000	1	0	1
	Land Transfer Program	7	CTE Homes	HOU, PW	Private	2434 Easley Street	\$205,000	1	0	1
	Land Transfer Program	7	CTE Homes	HOU, PW	Private	4822 Owenwood Avenue	\$205,000	1	0	1
	Land Transfer Program	7	CTE Homes	HOU, PW	Private	4609 Silver Avenue	\$205,000	1	0	1
	Land Transfer Program	4	Marcet Construction	HOU, PW	Private	1502 Hortense Avenue	\$225,000	1	0	1
	Land Transfer Program	4	Marcet Construction	HOU, PW	Private	3317 Biglow Drive	\$225,000	1	0	1
	Land Transfer Program	4	Marcet Construction	HOU, PW	Private	3602 Pine Street	\$225,000	1	0	1
	Land Transfer Program	7	Marcet Construction	HOU, PW	Private	2850 Farragut Street	\$194,000	1	0	1

Phase	Project	Council District	Developer	City Involvement	Financial Structure	Property Address	Development Cost	Reserved Units	Market Units	Total # of Units
Land Transfer Program		7	Marcer Construction	HOU, PW	Private	2459 Macon Street	\$225,000	1	0	1
Land Transfer Program		7	Marcer Construction	HOU, PW	Private	2455 Macon Street	\$225,000	1	0	1
Land Transfer Program		4	Marcer Construction	HOU, PW	Private	2615 Birdsong Drive	\$225,000	1	0	1
Land Transfer Program		4	Marcer Construction	HOU, PW	Private	1222 Noah Street	\$225,000	1	0	1
Land Transfer Program		4	Marcer Construction	HOU, PW	Private	819 Lambert Street	\$225,000	1	0	1
Land Transfer Program		4	Marcer Construction	HOU, PW	Private	210 Cottonwood Parkway	\$225,000	1	0	1
Land Transfer Program		4	Marcer Construction	HOU, PW	Private	530 Woodbine Avenue	\$225,000	1	0	1
Land Transfer Program		4	Marcer Construction	HOU, PW	Private	607 N Moore Street	\$194,000	1	0	1
Land Transfer Program		7	Women That Soar	HOU, PW	Private	6211 Carlton Garrett Street	\$186,500	1	0	1
Land Transfer Program		7	Women That Soar	HOU, PW	Private	6209 Carlton Garrett Street	\$186,500	1	0	1
Land Transfer Program		7	Women That Soar	HOU, PW	Private	2517 Samoa Avenue	\$186,500	1	0	1
Land Transfer Program		7	Women That Soar	HOU, PW	Private	2515 Samoa Avenue	\$186,500	1	0	1
Land Transfer Program		7	Women That Soar	HOU, PW	Private	2519 Samoa Avenue	\$186,500	1	0	1
Land Transfer Program		7	Women That Soar	HOU, PW	Private	2305 Bethurum Avenue	\$214,000	1	0	1
Land Transfer Program		7	Women That Soar	HOU, PW	Private	2503 Lowery Street	\$214,000	1	0	1
Land Transfer Program		7	Women That Soar	HOU, PW	Private	2510 Lowery Street	\$214,000	1	0	1
Land Transfer Program		4	Confia Homes	HOU, PW	Private	1806 Morrell Avenue	\$244,000	1	0	1
Land Transfer Program		4	Confia Homes	HOU, PW	Private	2722 E Overton Road	\$244,000	1	0	1
Land Transfer Program		4	Confia Homes	HOU, PW	Private	1619 E Woodin Boulevard	\$244,000	1	0	1
Land Transfer Program		7	Confia Homes	HOU, PW	Private	5504 Bexar Street	\$244,000	1	0	1
Land Transfer Program		7	Confia Homes	HOU, PW	Private	5502 Bexar Street	\$244,000	1	0	1
Land Transfer Program		7	Confia Homes	HOU, PW	Private	2604 Brigham Lane	\$244,000	1	0	1
Land Transfer Program		7	Confia Homes	HOU, PW	Private	2718 Council Street	\$244,000	1	0	1
Land Transfer Program		7	Confia Homes	HOU, PW	Private	2424 Garden Drive	\$184,000	1	0	1
Land Transfer Program		7	Confia Homes	HOU, PW	Private	2425 Garden Drive	\$184,000	1	0	1
Land Transfer Program		7	Confia Homes	HOU, PW	Private	2615 Hooper Street	\$184,000	1	0	1
Land Transfer Program		7	Confia Homes	HOU, PW	Private	2726 Lawrence Street	\$184,000	1	0	1
Land Transfer Program		7	Confia Homes	HOU, PW	Private	5006 Linder Avenue	\$244,000	1	0	1
Land Transfer Program		7	Confia Homes	HOU, PW	Private	5002 Linder Avenue	\$244,000	1	0	1
Land Transfer Program		7	Confia Homes	HOU, PW	Private	2711 Maurine F Bailey Way	\$244,000	1	0	1
Land Transfer Program		7	Confia Homes	HOU, PW	Private	7735 Brownsville Avenue	\$244,000	1	0	1
Land Transfer Program		7	Confia Homes	HOU, PW	Private	7736 Brownsville Avenue	\$184,000	1	0	1
Land Transfer Program		7	Confia Homes	HOU, PW	Private	7721 Brownsville Avenue	\$184,000	1	0	1
Land Transfer Program		7	Confia Homes	HOU, PW	Private	4549 Cherbourg Street	\$184,000	1	0	1
Land Transfer Program		7	Confia Homes	HOU, PW	Private	4632 Corregidor Street	\$244,000	1	0	1
Land Transfer Program		7	Confia Homes	HOU, PW	Private	7944 Hull Avenue	\$184,000	1	0	1
Land Transfer Program		7	Confia Homes	HOU, PW	Private	7935 Hull Avenue	\$184,000	1	0	1
Land Transfer Program		7	Confia Homes	HOU, PW	Private	4720 Stokes Street	\$184,000	1	0	1
Land Transfer Program		7	Confia Homes	HOU, PW	Private	4331 Copeland Avenue	\$184,000	1	0	1
Land Transfer Program		7	Confia Homes	HOU, PW	Private	4518 Jamaica Street	\$184,000	1	0	1
Land Transfer Program		7	Confia Homes	HOU, PW	Private	4226 York Street	\$184,000	1	0	1
Land Transfer Program		7	Confia Homes	HOU, PW	Private	2245 Anderson Street	\$184,000	1	0	1
Land Transfer Program		7	Confia Homes	HOU, PW	Private	5814 Carlton Garrett Street	\$184,000	1	0	1
Land Transfer Program		7	Confia Homes	HOU, PW	Private	2732 Keeler Street	\$184,000	1	0	1
Land Transfer Program		7	Titan & Associates	HOU, PW	Private	3331 Beall Street	\$205,000	1	0	1
Land Transfer Program		7	Titan & Associates	HOU, PW	Private	3322 Beall Street	\$205,000	1	0	1
Land Transfer Program		7	Titan & Associates	HOU, PW	Private	3327 Beall Street	\$205,000	1	0	1
Land Transfer Program		7	Titan & Associates	HOU, PW	Private	3310 Detonte Street	\$205,000	1	0	1
Land Transfer Program		7	Titan & Associates	HOU, PW	Private	4714 Dolphin Road	\$215,000	1	0	1
Land Transfer Program		4	Titan & Associates	HOU, PW	Private	1522 E Ann Arbor Avenue	\$215,000	1	0	1
Land Transfer Program		4	Titan & Associates	HOU, PW	Private	1506 Presidio Avenue	\$215,000	1	0	1
Land Transfer Program		4	Titan & Associates	HOU, PW	Private	1403 Maywood Avenue	\$215,000	1	0	1
Land Transfer Program		4	Titan & Associates	HOU, PW	Private	2524 Marjorie Avenue	\$215,000	1	0	1
Land Transfer Program		4	Titan & Associates	HOU, PW	Private	2436 Hudspeth Avenue	\$215,000	1	0	1
Land Transfer Program		4	KH Solutions	HOU, PW	Private	426 Bonnie View Road	\$215,000	1	0	1
Land Transfer Program		4	KH Solutions	HOU, PW	Private	1204 Claude Street	\$215,000	1	0	1
Land Transfer Program		4	KH Solutions	HOU, PW	Private	216 Landis Street	\$215,000	1	0	1
Land Transfer Program		4	KH Solutions	HOU, PW	Private	112 N Cliff Street	\$215,000	1	0	1
Land Transfer Program		4	KH Solutions	HOU, PW	Private	623 Woodbine Avenue	\$215,000	1	0	1
Land Transfer Program		7	KH Solutions	HOU, PW	Private	4210 Copeland Avenue	\$215,000	1	0	1
Land Transfer Program		7	KH Solutions	HOU, PW	Private	4227 Copeland Avenue	\$215,000	1	0	1
Land Transfer Program		7	KH Solutions	HOU, PW	Private	4302 Copeland Avenue	\$206,000	1	0	1
Land Transfer Program		7	KH Solutions	HOU, PW	Private	4302 Marshall Street	\$206,000	1	0	1
Land Transfer Program		7	KH Solutions	HOU, PW	Private	4335 Marshall Street	\$206,000	1	0	1
Land Transfer Program		7	KH Solutions	HOU, PW	Private	4615 Canal Street	\$206,000	1	0	1
Land Transfer Program		7	Affluency Homes	HOU, PW	Private	2453 Starks Ave	\$218,500	1	0	1
Land Transfer Program		7	Affluency Homes	HOU, PW	Private	2412 Starks Ave	\$218,500	1	0	1
Land Transfer Program		7	Affluency Homes	HOU, PW	Private	5012 Marne Street	\$218,500	1	0	1
Land Transfer Program		7	Affluency Homes	HOU, PW	Private	5039 Marne Street	\$218,500	1	0	1
Land Transfer Program		7	Affluency Homes	HOU, PW	Private	2338 Macon Street	\$218,500	1	0	1
Land Transfer Program		7	Affluency Homes	HOU, PW	Private	2510 Hooper Street	\$218,500	1	0	1
Land Transfer Program		7	Affluency Homes	HOU, PW	Private	1916 J B Jackson Jr Blvd	\$218,500	1	0	1
Land Transfer Program		7	Affluency Homes	HOU, PW	Private	3723 Kenilworth Street	\$218,500	1	0	1
Land Transfer Program		7	Affluency Homes	HOU, PW	Private	3504 Roberts Avenue	\$190,500	1	0	1
Land Transfer Program		7	Affluency Homes	HOU, PW	Private	2215 Stoneman Street	\$190,500	1	0	1
Land Transfer Program		7	Affluency Homes	HOU, PW	Private	2643 Tanner Street	\$190,500	1	0	1
Land Transfer Program		7	Affluency Homes	HOU, PW	Private	3814 Atlanta Street	\$190,500	1	0	1
Land Transfer Program		4	Affluency Homes	HOU, PW	Private	1242 E Ohio Ave	\$190,500	1	0	1
Land Transfer Program		4	Affluency Homes	HOU, PW	Private	3723 Opal Avenue	\$190,500	1	0	1
Land Transfer Program		4	Affluency Homes	HOU, PW	Private	4234 Opal Avenue	\$190,500	1	0	1
Land Transfer Program		4	Covenant Homes	HOU, PW	Private	402 Bobbie Street	\$215,000	1	0	1
Land Transfer Program		4	Covenant Homes	HOU, PW	Private	402 Cleaves Street	\$215,000	1	0	1
Land Transfer Program		4	Covenant Homes	HOU, PW	Private	408 Cleaves Street	\$215,000	1	0	1
Land Transfer Program		4	Covenant Homes	HOU, PW	Private	431 Cleave Street	\$215,000	1	0	1
Land Transfer Program		4	Covenant Homes	HOU, PW	Private	438 Cleave Street	\$215,000	1	0	1

Phase	Project	Council District	Developer	City Involvement	Financial Structure	Property Address	Development Cost	Reserved Units	Market Units	Total # of Units
Land Transfer Program		4	Covenant Homes	HOU, PW	Private	401 Hart Street	\$215,000	1	0	1
Land Transfer Program		4	Covenant Homes	HOU, PW	Private	411 Hart Street	\$215,000	1	0	1
Land Transfer Program		4	Covenant Homes	HOU, PW	Private	424 N Moore Street	\$215,000	1	0	1
Land Transfer Program		4	Covenant Homes	HOU, PW	Private	501 N Moore Street	\$215,000	1	0	1
Land Transfer Program		4	Covenant Homes	HOU, PW	Private	406 N Moore Street	\$180,000	1	0	1
Land Transfer Program		4	Covenant Homes	HOU, PW	Private	421 N Denley Drive	\$180,000	1	0	1
Land Transfer Program		4	Covenant Homes	HOU, PW	Private	408 Pecan Drive	\$180,000	1	0	1
Land Transfer Program		4	Covenant Homes	HOU, PW	Private	411 Pecan Drive	\$180,000	1	0	1
Land Transfer Program		4	Covenant Homes	HOU, PW	Private	405 Sparks Street	\$180,000	1	0	1
Land Transfer Program		4	Covenant Homes	HOU, PW	Private	441 Sparks Street	\$180,000	1	0	1
Land Transfer Program		4	Covenant Homes	HOU, PW	Private	442 Sparks Street	\$180,000	1	0	1
Land Transfer Program		4	Texas Heavenly Homes	HOU, PW	Private	611 N Denley Drive	\$235,000	1	0	1
Land Transfer Program		4	Texas Heavenly Homes	HOU, PW	Private	607 N Denley Drive	\$235,000	1	0	1
Land Transfer Program		4	Texas Heavenly Homes	HOU, PW	Private	603 N Denley Drive	\$235,000	1	0	1
Land Transfer Program		4	Texas Heavenly Homes	HOU, PW	Private	527 N Denley Drive	\$235,000	1	0	1
Land Transfer Program		4	Texas Heavenly Homes	HOU, PW	Private	505 N Denley Drive	\$172,500	1	0	1
Land Transfer Program		4	Texas Heavenly Homes	HOU, PW	Private	427 N Denley Drive	\$172,500	1	0	1
Land Transfer Program		7	Masa Design- Build	HOU, PW	Private	2734 Exline Street	\$198,500	1	0	1
Land Transfer Program		7	Citybuild CDC	HOU, PW	Private	6307 Carlton Garrett Street	\$460,000	1	0	1
Land Transfer Program		7	Citybuild CDC	HOU, PW	Private	6309 Carlton Garrett Street	\$460,000	0	0	0
Land Transfer Program		7	Citybuild CDC	HOU, PW	Private	6302 Canaan Street	\$460,000	0	0	0
Land Transfer Program		7	Citybuild CDC	HOU, PW	Private	6306 Canaan Street	\$460,000	0	0	0
Land Transfer Program		7	Citybuild CDC	HOU, PW	Private	6310 Canaan Street	\$460,000	0	0	0
Land Transfer Program		7	Black Island	HOU, PW	Private	2708 Bringham Lane	\$214,000	1	0	1
Land Transfer Program		7	Black Island	HOU, PW	Private	2723 Council Street	\$214,000	1	0	1
Land Transfer Program		7	Black Island	HOU, PW	Private	2710 Council Street	\$214,000	1	0	1
Land Transfer Program		7	Black Island	HOU, PW	Private	5107 Echo Avenue	\$214,000	1	0	1
Land Transfer Program		7	Black Island	HOU, PW	Private	5122 Echo Avenue	\$214,000	1	0	1
Land Transfer Program		7	Black Island	HOU, PW	Private	5018 Echo Avenue	\$214,000	1	0	1
Land Transfer Program		7	Black Island	HOU, PW	Private	5015 Echo Avenue	\$214,000	1	0	1
Land Transfer Program		7	Black Island	HOU, PW	Private	4930 Echo Avenue	\$214,000	1	0	1
Land Transfer Program		7	Black Island	HOU, PW	Private	2335 Harding Street	\$214,000	1	0	1
Land Transfer Program		7	Black Island	HOU, PW	Private	2508 Elsie Faye Heggins Street	\$214,000	1	0	1
Land Transfer Program		7	Titan & Associates	HOU, PW	Private	2210 Garden Drive	\$218,500	1	0	1
Land Transfer Program		7	Titan & Associates	HOU, PW	Private	2246 Garden Drive	\$218,500	1	0	1
Land Transfer Program		7	Titan & Associates	HOU, PW	Private	2238 Garden Drive	\$218,500	1	0	1
Land Transfer Program		7	Titan & Associates	HOU, PW	Private	2411 Garden Drive	\$218,500	1	0	1
Land Transfer Program		7	Titan & Associates	HOU, PW	Private	2407 Garden Drive	\$218,500	1	0	1
Land Transfer Program		7	Titan & Associates	HOU, PW	Private	2334 Macon Street	\$218,500	1	0	1
Land Transfer Program		8	Titan & Associates	HOU, PW	Private	2230 Macon Street	\$218,500	1	0	1
Land Transfer Program		8	Titan & Associates	HOU, PW	Private	2254 Macon Street	\$218,500	1	0	1
Land Transfer Program		7	Titan & Associates	HOU, PW	Private	5714 Bon Aire Drive	\$218,500	1	0	1
Land Transfer Program		7	Titan & Associates	HOU, PW	Private	5662 Bon Aire Drive	\$218,500	1	0	1
Land Transfer Program		7	Titan & Associates	HOU, PW	Private	5007 S Malcolm X Boulevard	\$218,500	1	0	1
Land Transfer Program		7	Titan & Associates	HOU, PW	Private	5023 S Malcolm X Boulevard	\$218,500	1	0	1
Land Transfer Program		7	Titan & Associates	HOU, PW	Private	5215 S Malcolm X Boulevard	\$218,500	1	0	1
Land Transfer Program		7	Titan & Associates	HOU, PW	Private	5031 S Malcolm X Boulevard	\$218,500	1	0	1
Land Transfer Program		7	Titan & Associates	HOU, PW	Private	5041 S Malcolm X Boulevard	\$218,500	1	0	1
Land Transfer Program		7	Marcer Construction	HOU, PW	Private	5102 Marne Street	\$218,000	1	0	1
Land Transfer Program		7	Marcer Construction	HOU, PW	Private	5021 Marne Street	\$218,000	1	0	1
Land Transfer Program		7	Marcer Construction	HOU, PW	Private	5006 Marne Street	\$218,000	1	0	1
Land Transfer Program		7	Marcer Construction	HOU, PW	Private	2815 Marder Street	\$218,000	1	0	1
Land Transfer Program		7	Marcer Construction	HOU, PW	Private	2461 Starks Avenue	\$218,000	1	0	1
Land Transfer Program		7	Marcer Construction	HOU, PW	Private	2457 Starks Avenue	\$218,000	1	0	1
Land Transfer Program		7	Marcer Construction	HOU, PW	Private	2415 Starks Avenue	\$218,000	1	0	1
Land Transfer Program		7	Marcer Construction	HOU, PW	Private	2404 Starks Avenue	\$218,000	1	0	1
Land Transfer Program		7	Marcer Construction	HOU, PW	Private	2402 Starks Avenue	\$218,000	1	0	1
Land Transfer Program		7	Marcer Construction	HOU, PW	Private	2429 Starks Avenue	\$218,000	1	0	1
Land Transfer Program		7	Marcer Construction	HOU, PW	Private	4930 Crozier Street	\$218,000	1	0	1
Land Transfer Program		7	Masa Design Build	HOU, PW	Private	2530 Ghent Street	\$205,000	1	0	1
Land Transfer Program		7	Masa Design Build	HOU, PW	Private	4819 Dolphin Road	\$205,000	1	0	1
Land Transfer Program		8	Masa Design Build	HOU, PW	Private	3716 Lovingsood Drive	\$205,000	1	0	1
Land Transfer Program		8	Masa Design Build	HOU, PW	Private	6515 Palm Island	\$205,000	1	0	1
Land Transfer Program		4	Masa Design Build	HOU, PW	Private	1423 E Overton Road	\$205,000	1	0	1
Land Transfer Program		4	Masa Design Build	HOU, PW	Private	2819 Fordham Road	\$205,000	1	0	1
Land Transfer Program		7	Masa Design Build	HOU, PW	Private	2717 Lagow Street	\$205,000	1	0	1
Land Transfer Program		7	Masa Design Build	HOU, PW	Private	2627 Foreman Street	\$205,000	1	0	1
Land Transfer Program		7	Masa Design Build	HOU, PW	Private	3141 Vannerson Drive	\$205,000	1	0	1
Land Transfer Program		7	Masa Design Build	HOU, PW	Private	2707 Charba Street	\$205,000	1	0	1
Land Transfer Program		7	Muleshoe Properties	HOU, PW	Private	4902 Colonial Avenue	\$225,000	1	0	1
Land Transfer Program		7	Muleshoe Properties	HOU, PW	Private	1713 Pear Street	\$225,000	1	0	1
Land Transfer Program		7	Muleshoe Properties	HOU, PW	Private	3417 Wendelkin Street	\$225,000	1	0	1
Land Transfer Program		7	Muleshoe Properties	HOU, PW	Private	3613 Colonial Avenue	\$225,000	1	0	1
Land Transfer Program		7	Muleshoe Properties	HOU, PW	Private	2913 Holmes Street	\$225,000	1	0	1
							\$1,727,883,975	4,151	5,037	9,625

Status	Program	Council District	Contractor	Funding Source	Repair Cost	Remaining Funds	Number of Units	AMI	Age	
Completed FY 22-23	DTF	District 7	REKJ Builders, LLC	DTF	\$ 19,550	\$ -	1	36%	52	
	DTF	District 7	REKJ Builders, LLC	DTF	\$ 12,437	\$ -	1		56	
	DTF	District 5	REKJ Builders, LLC	DTF	\$ 5,025	\$ -	1	29%	77	
	HIPP	District 8	Titan & Associates Construction, LLC	CDBG	\$ 58,706	\$ -	1	26%	83	
	HIPP	District 5	ANGEL AC & REFRIGERATION	CDBG	\$ 41,475	\$ -	1	38%	80	
	HIPP	District 5	ANGEL AC & REFRIGERATION	CDBG	\$ 55,705	\$ -	1	49%	69	
	HIPP	District 5	Torres Construction	CDBG	\$ 56,924	\$ -	1	67%	60	
	HIPP	District 2	ANGEL AC & REFRIGERATION	CDBG	\$ 65,000	\$ -	1	25%	80	
	HIPP	District 2	NCN Constructions LLC	CDBG	\$ 59,650	\$ -	1	65%	50	
	HIPP	District 7	Titan & Associates Construction, LLC	CDBG	\$ 54,675	\$ -	1	43%	67	
	HIPP	District 7	NCN Constructions LLC	CDBG	\$ 59,909	\$ -	1	63%	76	
	HIPP	District 8	Titan & Associates Construction, LLC	CDBG	\$ 51,228	\$ -	1	54%	61	
	HIPP	District 5	ANGEL AC & REFRIGERATION	CDBG	\$ 40,975	\$ -	1	26%	67	
	HIPP	District 8	Titan & Associates Construction, LLC	CDBG	\$ 58,665	\$ -	1	46%	64	
	HIPP	District 4	Torres Construction	CDBG	\$ 59,899	\$ -	1	17%	64	
	HIPP	District 5	ANGEL AC & REFRIGERATION	CDBG	\$ 30,483	\$ -	1	64%	63	
	HIPP	District 12	Scott-King Group, LLC	CDBG	\$ 39,300	\$ 24,990	1	71%	74	
	HIPP	District 6	Opportunity Construction, LLC	CDBG	\$ 165,040	\$ 16,504	1	17%	63	
	HIPP	District 8	REKJ Builders, LLC, Opportunity Const	CDBG	\$ 160,000	\$ -	1	74%	78	
	HIPP	District 4	Opportunity Construction, LLC	CDBG	\$ 159,999	\$ -	1	32%	86	
	HIPP	District 7	Opportunity Construction, LLC	CDBG	\$ 159,999	\$ 16,000	1	33%	73	
	HIPP	District 4	Opportunity Construction, LLC	CDBG	\$ 159,999	\$ -	1	26%	85	
	HIPP	District 8	Torres Construction, Legacy RED Grou	CDBG	\$ 36,988	\$ -	1	21%	72	
	HIPP	District 1	Torres Construction, J A Construction	CDBG	\$ 49,673	\$ -	1	59%	39	
	HIPP	District 9	Torres Construction	CDBG	\$ 49,915	\$ 15,594	1	47%	71	
	HIPP	District 5	Scott-King Group, LLC, Agape Contract	CDBG	\$ 49,999	\$ -	1	42%	77	
	HIPP	District 4	Symone Construction Services, LLC	CDBG	\$ 176,000	\$ -	1	16%	47	
	HIPP	District 3	ANGEL AC & REFRIGERATION	CDBG	\$ 41,430	\$ -	1	44%	68	
	HIPP	District 7	Symone Construction Services, LLC	CDBG	\$ 160,000	\$ -	1	15%	62	
	HIPP	District 7	Symone Construction Services, LLC	CDBG	\$ 176,000	\$ -	1	21%	78	
	HIPP	District 10	Scott-King Group, LLC	CDBG	\$ 53,310	\$ -	1	40%	70	
	HIPP	District 9	ANGEL AC & REFRIGERATION	CDBG	\$ 49,650	\$ -	1	37%	79	
	Reconstruction, HIPP	District 7	Opportunity Construction, LLC	CDBG	\$ 159,999	\$ -	1	26%	83	
	West Dallas	District 6	MIKO trucking	Equity Fund	\$ 6,425	\$ 6,425	1	19%	56	
	West Dallas	District 6	MIKO trucking	Equity Fund	\$ 9,885	\$ 9,885	1	44%	44	
	West Dallas	District 6	MIKO trucking	Equity Fund	\$ 9,785	\$ -	1	29%	68	
	West Dallas	District 6	MIKO trucking	Equity Fund	\$ 9,748	\$ -	1	29%	52	
	West Dallas	District 6	MIKO trucking	Equity Fund	\$ 9,875	\$ -	1	62%	80	
						\$ 2,623,323	\$ 89,397	38	39%	68
	Under Construction	ARPA (FiveMile)	District 8	NCN Constructions LLC	ARPA	\$ 94,810	\$ 80,698	1		69
		ARPA (Joppa)	District 7	REKJ Builders, LLC	ARPA	\$ 91,300	\$ 91,300	1		67
		ARPA (Joppa)	District 7	NCN Constructions LLC	ARPA	\$ 97,203	\$ 97,203	1		90
		ARPA (Joppa)	District 7	NCN Constructions LLC	ARPA	\$ 97,857	\$ 97,857	1		69
		ARPA (Joppa)	District 7	REKJ Builders, LLC	ARPA	\$ 94,830	\$ 94,830	1		61
		ARPA (Joppa)	District 7	REKJ Builders, LLC	ARPA	\$ 97,702	\$ 97,702	1		
		ARPA (TenthStreet)	District 4	Dallas Finest Construction LLC	ARPA	\$ 72,200	\$ 13,430	1		67
		ARPA (TenthStreet)	District 4	Dallas Finest Construction LLC	ARPA	\$ 78,500	\$ 78,500	1		60
		ARPA (TenthStreet)	District 4	Titan & Associates Construction, LLC	ARPA	\$ 96,480	\$ 28,368	1		64
ARPA (TenthStreet)		District 4	NCN Constructions LLC	ARPA	\$ 97,300	\$ 97,300	1		63	
ARPA (TenthStreet)		District 4	Dallas Finest Construction LLC	ARPA	\$ 95,590	\$ 95,590	1		98	
DTF		District 5	NCN Constructions LLC	DTF	\$ 19,895	\$ 19,895	1	49%	75	
DTF		District 7	REKJ Builders, LLC	DTF	\$ 19,150	\$ 19,150	1	2%	66	
DTF		District 7	REKJ Builders, LLC	DTF	\$ 18,775	\$ 18,775	1	12%	54	
DTF		District 7	REKJ Builders, LLC	DTF	\$ 19,930	\$ 19,930	1	66%	55	
DTF		District 5	REKJ Builders, LLC	DTF	\$ 5,025	\$ -	1	29%	77	
HIPP		District 7	DFW Renovation Solutions	CDBG	\$ 174,900	\$ 46,965	1	36%	95	
HIPP		District 6	Scott-King Group, LLC	CDBG	\$ 63,000	\$ 9,000	1	58%	60	
HIPP		District 7	Opportunity Construction, LLC	CDBG	\$ 173,175	\$ 100,887	1	55%	94	
HIPP		District 7	Opportunity Construction, LLC	CDBG	\$ 173,175	\$ 153,735	1	16%		
HIPP		District 6	Titan & Associates Construction, LLC	CDBG	\$ 58,850	\$ 58,850	1	25%	70	
HIPP		District 4	NCN Constructions LLC	CDBG	\$ 64,793	\$ 45,533	1	18%	69	
HIPP		District 8	Torres Construction	CDBG	\$ 53,037	\$ -	1	30%	77	
HIPP		District 4	ANGEL AC & REFRIGERATION	CDBG	\$ 48,005	\$ 21,878	1	16%	66	
HIPP		District 5	Dallas Finest Construction LLC	CDBG	\$ 65,995	\$ 21,922	1	64%	71	
HIPP		District 7	Torres Construction	CDBG	\$ 25,426	\$ 25,426	1	69%	70	
HIPP		District 5	ANGEL AC & REFRIGERATION	CDBG	\$ 30,460	\$ 30,460	1	23%	70	
HIPP		District 4	ANGEL AC & REFRIGERATION	CDBG	\$ 60,435	\$ 60,435	1	24%	78	
HIPP		District 4	Dallas Finest Construction LLC	CDBG	\$ 48,655	\$ 12,606	1	51%	76	
HIPP		District 1	Scott-King Group, LLC	CDBG	\$ 59,455	\$ 37,945	1	23%	82	
HIPP		District 3	Torres Construction	CDBG	\$ 58,673	\$ -	1	39%	79	
HIPP		District 7	Dallas Finest Construction LLC	CDBG	\$ 57,990	\$ 41,979	1	31%	67	
HIPP		District 6	Scott-King Group, LLC	CDBG	\$ 55,656	\$ 55,656	1	10%	59	
HIPP		District 9	Torres Construction	CDBG	\$ 52,742	\$ -	1	35%	51	
HIPP		District 6	Opportunity Construction, LLC	CDBG	\$ 159,999	\$ 25,652	1	17%	76	
HIPP		District 7	DFW Renovation Solutions	CDBG	\$ 175,000	\$ 44,995	1	34%	69	
HIPP		District 4	DFW Renovation Solutions	CDBG	\$ 175,000	\$ 107,455	1	12%	53	
HIPP		District 8	Opportunity Construction, LLC	CDBG	\$ 159,999	\$ 26,147	1	40%	91	
HIPP		District 4	Symone Construction Services, LLC	CDBG	\$ 176,000	\$ -	1	46%	63	
HIPP		District 9	Torres Construction	CDBG	\$ 49,915	\$ 15,594	1	47%	71	

Status	Program	Council District	Contractor	Funding Source	Repair Cost	Remaining Funds	Number of Units	AMI	Age
	HIPP	District 5	Symone Construction Services, LLC	CDBG	\$ 169,114	\$ 169,114	1	13%	72
	HIPP 1.0	District 7	Hatley II Roofing Inc,Torres Constructk		\$ 49,628	\$ -	1	18%	68
	Sub-Recipient	District 8	NCN Constructions LLC		\$ 97,803	\$ 67,923	1		72
	Sub-Recipient	District 7	REKJ Builders, LLC		\$ 97,725	\$ -	1		69
	Sub-Recipient	District 7	REKJ Builders, LLC		\$ 97,625	\$ 97,625	1		54
	Sub-Recipient	0	Southern Dallas Progress Community I		\$ 24,750	\$ 24,750	15		
	Sub-Recipient	0	Jubilee Park & Community Center		\$ 3,258	\$ 3,258	2		
	Sub-Recipient	0	Frazier Healthy Homes, LLC		\$ 5,500	\$ 5,500	2		
	West Dallas	District 6	MIKO trucking	Equity Fund	\$ 9,910	\$ 9,910	1	25%	70
	West Dallas	District 6	MIKO trucking	Equity Fund	\$ 9,940	\$ -	1	18%	81
	West Dallas	District 6	MIKO trucking	Equity Fund	\$ 9,895	\$ 9,895	1	51%	42
	West Dallas	District 6	MIKO trucking	Equity Fund	\$ 7,370	\$ 7,370	1	47%	56
	West Dallas	District 6	MIKO trucking	Equity Fund	\$ 10,000	\$ -	1	27%	48
	West Dallas	District 6	MIKO trucking	Equity Fund	\$ 9,880	\$ 9,880	1		3
	West Dallas	District 6	MIKO trucking	Equity Fund	\$ 9,310	\$ 9,310	1	25%	70
	West Dallas	District 6	MIKO trucking	Equity Fund	\$ 9,988	\$ 9,988	1	21%	68
	West Dallas	District 6	MIKO trucking	Equity Fund	\$ 9,885	\$ -	1	34%	71
	West Dallas	District 6	MIKO trucking	Equity Fund	\$ 6,950	\$ 6,950	1	64%	58
	West Dallas	District 6	MIKO trucking	Equity Fund	\$ 3,620	\$ 3,620	1	24%	63
	West Dallas	District 6	MIKO trucking	Equity Fund	\$ 9,735	\$ -	1	24%	86
	West Dallas	District 6	MIKO trucking	Equity Fund	\$ 9,975	\$ -	1	18%	66
	West Dallas	District 6	MIKO trucking	Equity Fund	\$ 10,000	\$ -	1	28%	66
	West Dallas	District 6	MIKO trucking	Equity Fund	\$ 8,625	\$ 8,625	1	40%	65
	West Dallas	District 6	MIKO trucking	Equity Fund	\$ 10,000	\$ 10,000	1	28%	73
	West Dallas	District 6	MIKO trucking	Equity Fund	\$ 4,445	\$ 4,445	1	63%	66
	West Dallas	District 6	MIKO trucking	Equity Fund	\$ -	\$ -	1	45%	68
	West Dallas	District 6	MIKO trucking	Equity Fund	\$ 9,790	\$ -	1	32%	85
					\$ 4,021,602	\$ 2,351,810	83	33%	68
Preconstruction	DTF	District 13	Titan & Associates Construction, LLC	DTF	\$ 19,050	\$ 19,050	1	18%	63
	ARPA (Discretionary)	District 4		ARPA	\$ -	\$ -	1		71
	ARPA (Discretionary)	District 4		ARPA	\$ -	\$ -	1		87
	ARPA (Discretionary)	District 9		ARPA	\$ -	\$ -	1		58
	ARPA (Discretionary)	District 9		ARPA	\$ -	\$ -	1		53
	ARPA (Discretionary)	District 9		ARPA	\$ -	\$ -	1		59
	ARPA (Discretionary)	District 9		ARPA	\$ -	\$ -	1		31
	ARPA (FiveMile)	District 8		ARPA	\$ -	\$ -	1		
	ARPA (FiveMile)	District 8	Torres Construction	ARPA	\$ 86,824	\$ 86,824	1		65
	ARPA (FiveMile)	District 8	REKJ Builders, LLC	ARPA	\$ 80,150	\$ 80,150	1		75
	ARPA (FiveMile)	District 8		ARPA	\$ -	\$ -	1		46
	ARPA (FiveMile)	District 8		ARPA	\$ -	\$ -	1		69
	ARPA (FiveMile)	District 8	Titan & Associates Construction, LLC	ARPA	\$ 96,675	\$ 96,675	1		65
	ARPA (FiveMile)	District 8	Scott-King Group, LLC	ARPA	\$ 96,680	\$ 96,680	1		57
	ARPA (FiveMile)	District 8		ARPA	\$ -	\$ -	1		68
	ARPA (FiveMile)	District 8		ARPA	\$ -	\$ -	1		64
	ARPA (FiveMile)	District 8	Scott-King Group, LLC	ARPA	\$ 93,000	\$ 93,000	1		72
	ARPA (FiveMile)	District 8	Dallas Finest Construction LLC	ARPA	\$ 91,480	\$ 91,480	1		60
	ARPA (FiveMile)	District 8		ARPA	\$ -	\$ -	1		68
	ARPA (FiveMile)	District 8		ARPA	\$ -	\$ -	1		57
	ARPA (FiveMile)	District 8	Dallas Finest Construction LLC	ARPA	\$ 90,835	\$ 90,835	1		69
	ARPA (FiveMile)	District 8		ARPA	\$ -	\$ -	1		82
	ARPA (FiveMile)	District 8		ARPA	\$ -	\$ -	1		67
	ARPA (FiveMile)	District 8	Scott-King Group, LLC	ARPA	\$ 97,250	\$ 97,250	1		48
	ARPA (Joppa)	District 7		ARPA	\$ -	\$ -	1		78
	ARPA (Joppa)	District 7	REKJ Builders, LLC	ARPA	\$ 61,200	\$ 61,200	1		68
	ARPA (Joppa)	District 7	Scott-King Group, LLC	ARPA	\$ 95,000	\$ 95,000	1		74
	ARPA (Joppa)	District 7		ARPA	\$ -	\$ -	1		72
	ARPA (Joppa)	District 7		ARPA	\$ -	\$ -	1		73
	ARPA (Joppa)	District 7	Opportunity Construction, LLC	ARPA	\$ 95,444	\$ 95,444	1		66
	ARPA (Joppa)	District 7		ARPA	\$ -	\$ -	1		
	ARPA (Joppa)	District 7		ARPA	\$ -	\$ -	1		80
	ARPA (Joppa)	District 7		ARPA	\$ -	\$ -	1		53
	ARPA (Joppa)	District 7		ARPA	\$ -	\$ -	1		
	ARPA (Joppa)	District 7	NCN Constructions LLC,Scott-King Gr	ARPA	\$ 95,850	\$ 95,850	1		73
	ARPA (Joppa)	District 7		ARPA	\$ -	\$ -	1		45
	ARPA (Joppa)	District 7	REKJ Builders, LLC	ARPA	\$ 80,440	\$ 80,440	1		73
	ARPA (Joppa)	District 7		ARPA	\$ -	\$ -	1		83
	ARPA (Joppa)	District 7		ARPA	\$ -	\$ -	1		76
	ARPA (Joppa)	District 7		ARPA	\$ -	\$ -	1		2
	ARPA (TenthStreet)	District 4		ARPA	\$ -	\$ -	1		76
	ARPA (TenthStreet)	District 7		ARPA	\$ -	\$ -	1		55
	ARPA (TenthStreet)	District 4		ARPA	\$ -	\$ -	1		60
	ARPA (TenthStreet)	District 4		ARPA	\$ -	\$ -	1		65
	ARPA (TenthStreet)	District 4		ARPA	\$ -	\$ -	1		34
	ARPA (TenthStreet)	District 4		ARPA	\$ -	\$ -	1		57
	ARPA (TenthStreet)	District 4		ARPA	\$ -	\$ -	1		24
	ARPA (TenthStreet)	District 4		ARPA	\$ -	\$ -	1		89
	ARPA (TenthStreet)	District 4		ARPA	\$ -	\$ -	1		
	ARPA (TenthStreet)	District 4	Dallas Finest Construction LLC	ARPA	\$ 94,450	\$ 94,450	1		
	ARPA (TenthStreet)	0		ARPA	\$ -	\$ -	1		36

Status	Program	Council District	Contractor	Funding Source	Repair Cost	Remaining Funds	Number of Units	AMI	Age
	ARPA (TenthStreet)	District 4		ARPA	\$ -	\$ -	1		68
	ARPA (TenthStreet)	District 4		ARPA	\$ -	\$ -	1		55
	ARPA (TenthStreet)	District 4		ARPA	\$ -	\$ -	1		68
	ARPA (TenthStreet)	District 4		ARPA	\$ -	\$ -	1		85
	DTF	District 7	REKJ Builders, LLC	DTF	\$ 19,880	\$ 19,880	1		59
	DTF	District 7	REKJ Builders, LLC	DTF	\$ 19,430	\$ 19,430	1	34%	58
	DTF	District 2	REKJ Builders, LLC	DTF	\$ 19,920	\$ 19,920	1	21%	73
	DTF	District 8		DTF	\$ -	\$ -	1	13%	74
	DTF	District 7	REKJ Builders, LLC	DTF	\$ 19,050	\$ 19,050	1	78%	67
	DTF	District 7		DTF	\$ -	\$ -	1	12%	67
	DTF	District 3	REKJ Builders, LLC	DTF	\$ 19,995	\$ 19,995	1	21%	80
	DTF	District 12	REKJ Builders, LLC	DTF	\$ 19,920	\$ 19,920	1	9%	70
	DTF	District 11	Scott-King Group, LLC	DTF	\$ -	\$ -	1	11%	48
	DTF	District 5	REKJ Builders, LLC	DTF	\$ 19,968	\$ 19,968	1	41%	65
	DTF	District 7		DTF	\$ -	\$ -	1	26%	58
	DTF	District 7	REKJ Builders, LLC	DTF	\$ 18,536	\$ 18,536	1	16%	59
	DTF	District 5		DTF	\$ -	\$ -	1	65%	70
	DTF	District 5		DTF	\$ -	\$ -	1	24%	74
	DTF	District 7	REKJ Builders, LLC	DTF	\$ 19,955	\$ 19,955	1	17%	45
	DTF	District 7	REKJ Builders, LLC	DTF	\$ 19,990	\$ 19,990	1	36%	72
	DTF	District 2		DTF	\$ -	\$ -	1	17%	83
	DTF	District 7	REKJ Builders, LLC	DTF	\$ 19,350	\$ -	1	19%	64
	DTF	District 8		DTF	\$ -	\$ -	1	26%	66
	DTF	District 8		DTF	\$ -	\$ -	1	18%	60
	DTF	District 7		DTF	\$ -	\$ -	1	33%	60
	DTF	District 6	REKJ Builders, LLC	DTF	\$ 13,070	\$ 13,070	1	49%	71
	DTF	District 4		DTF	\$ -	\$ -	1	21%	61
	DTF	District 5		DTF	\$ -	\$ -	1	34%	72
	DTF	District 5		DTF	\$ -	\$ -	1	28%	83
	DTF	District 7		DTF	\$ -	\$ -	1	25%	89
	DTF	District 5		DTF	\$ -	\$ -	1	45%	62
	DTF	District 8		DTF	\$ -	\$ -	1	30%	61
	DTF	District 4		DTF	\$ -	\$ -	1	37%	83
	DTF	District 8		DTF	\$ -	\$ -	1	22%	60
	DTF	District 4		DTF	\$ -	\$ -	1	9%	86
	DTF	0		DTF	\$ -	\$ -	1	46%	81
	HIPP	District 2		CDBG	\$ -	\$ -	1	18%	66
	HIPP	District 5	Torres Construction	CDBG	\$ 55,719	\$ 55,719	1	27%	84
	HIPP	District 9	Dallas Finest Construction LLC	CDBG	\$ 23,000	\$ 23,000	1	57%	70
	HIPP	District 5	REKJ Builders, LLC	CDBG	\$ 61,265	\$ 61,265	1	59%	61
	HIPP	District 4	ANGEL AC & REFRIGERATION	CDBG	\$ -	\$ -	1	48%	63
	HIPP	District 8	Titan & Associates Construction, LLC	CDBG	\$ -	\$ -	1	56%	39
	HIPP	District 6		CDBG	\$ -	\$ -	1	70%	70
	HIPP	District 4		CDBG	\$ -	\$ -	1	76%	41
	HIPP	District 5	Titan & Associates Construction, LLC	CDBG	\$ 194,215	\$ 194,215	1	41%	65
	HIPP	District 8	REKJ Builders, LLC	CDBG	\$ 62,960	\$ 62,960	1	48%	63
	HIPP	District 4	ANGEL AC & REFRIGERATION	CDBG	\$ -	\$ -	1	50%	36
	HIPP	District 3	Titan & Associates Construction, LLC	CDBG	\$ -	\$ -	1	19%	56
	HIPP	District 2		CDBG	\$ -	\$ -	1	78%	92
	HIPP	District 6		CDBG	\$ -	\$ -	1	24%	65
	HIPP	District 7		CDBG	\$ -	\$ -	1	71%	62
	HIPP	District 3	Dallas Finest Construction LLC	CDBG	\$ 50,000	\$ 50,000	1	21%	71
	HIPP	District 7		CDBG	\$ -	\$ -	1		
	Lead	District 6		Lead	\$ -	\$ -	1	52%	60
	Lead	District 3		Lead	\$ -	\$ -	1	25%	49
	Lead	District 2	GTO1 Construction Corporation	Lead	\$ -	\$ -	1	17%	53
	Lead	District 1		Lead	\$ -	\$ -	1	45%	68
	Lead	District 7		Lead	\$ -	\$ -	1	50%	27
	Lead	District 4	GTO1 Construction Corporation	Lead	\$ -	\$ -	1	18%	71
	Lead	District 4		Lead	\$ -	\$ -	1	13%	65
	Lead	District 6		Lead	\$ -	\$ -	1	69%	29
	Lead	District 4		Lead	\$ -	\$ -	1	13%	54
	Minor Home Repair	District 7			\$ -	\$ -	1		
	Minor Home Repair	0	Southern Dallas Progress Community I		\$ -	\$ -	1		
	Minor Home Repair	District 5	Southern Dallas Progress Community I		\$ -	\$ -	1		
	Minor Home Repair	District 8	Southern Dallas Progress Community I		\$ -	\$ -	1		
	Minor Home Repair	District 4	Southern Dallas Progress Community I		\$ -	\$ -	1		
	Minor Home Repair	0	Southern Dallas Progress Community I		\$ -	\$ -	1		
	Minor Home Repair	District 5	Southern Dallas Progress Community I		\$ -	\$ -	1		
	Minor Home Repair	District 4	Southern Dallas Progress Community I		\$ -	\$ -	1		
	Minor Home Repair	District 7	Southern Dallas Progress Community I		\$ -	\$ -	1		
	Minor Home Repair	District 5	Southern Dallas Progress Community I		\$ -	\$ -	1		
	Minor Home Repair	0	Southern Dallas Progress Community I		\$ -	\$ -	1		
	Minor Home Repair	0	Southern Dallas Progress Community I		\$ -	\$ -	1		
	Minor Home Repair	0	Southern Dallas Progress Community I		\$ -	\$ -	1		
	Minor Home Repair	District 5	Southern Dallas Progress Community I		\$ -	\$ -	1		
	Minor Home Repair	District 4	Southern Dallas Progress Community I		\$ -	\$ -	1		
	Minor Home Repair	District 9	Southern Dallas Progress Community I		\$ -	\$ -	1		
	Minor Home Repair	District 7	Southern Dallas Progress Community I		\$ -	\$ -	1		
	Minor Home Repair	District 8	Southern Dallas Progress Community I		\$ -	\$ -	1		

Status	Program	Council District	Contractor	Funding Source	Repair Cost	Remaining Funds	Number of Units	AMI	Age
	Minor Home Repair	District 4	Southern Dallas Progress Community I		\$ -	\$ -	1		
	Minor Home Repair	District 4	Southern Dallas Progress Community I		\$ -	\$ -	1		
	Minor Home Repair	0			\$ -	\$ -	1		
	West Dallas	District 6	MIKO trucking	Equity Fund	\$ 9,985	\$ 9,985	1	21%	82
	West Dallas	District 6	MIKO trucking	Equity Fund	\$ 9,925	\$ 9,925	1	27%	56
	West Dallas	District 6	MIKO trucking	Equity Fund	\$ 10,000	\$ 10,000	1	21%	76
	West Dallas	District 6	MIKO trucking	Equity Fund	\$ 9,575	\$ 9,575	1	25%	60
	West Dallas	District 6	MIKO trucking	Equity Fund	\$ 9,845	\$ 9,845	1	63%	61
	West Dallas	District 6	MIKO trucking	Equity Fund	\$ 10,000	\$ 10,000	1	17%	56
	West Dallas	District 6	MIKO trucking	Equity Fund	\$ 9,758	\$ 9,758	1	32%	75
	West Dallas	District 6	MIKO trucking	Equity Fund	\$ 4,500	\$ 4,500	1	32%	72
	West Dallas	District 6		Equity Fund	\$ -	\$ -	1	29%	57
	West Dallas	District 6	MIKO trucking	Equity Fund	\$ 9,890	\$ 9,890	1	28%	62
	West Dallas	District 6	MIKO trucking	Equity Fund	\$ 10,000	\$ 10,000	1	42%	81
	West Dallas	District 6	MIKO trucking	Equity Fund	\$ 10,000	\$ 10,000	1	21%	68
	West Dallas	District 6		Equity Fund	\$ -	\$ -	1	61%	67
	West Dallas	District 6	MIKO trucking	Equity Fund	\$ 9,590	\$ 9,590	1	67%	78
	West Dallas	District 6		Equity Fund	\$ -	\$ -	1	37%	73
	West Dallas	District 6	MIKO trucking	Equity Fund	\$ 10,000	\$ 10,000	1	37%	45
	West Dallas	District 6	MIKO trucking	Equity Fund	\$ 10,000	\$ 10,000	1	32%	62
	West Dallas	District 6	MIKO trucking	Equity Fund	\$ 7,290	\$ 7,290	1	24%	64
	West Dallas	District 6		Equity Fund	\$ -	\$ -	1	69%	60
	West Dallas	District 6		Equity Fund	\$ -	\$ -	1	56%	46
	West Dallas	District 6	MIKO trucking	Equity Fund	\$ 10,000	\$ 10,000	1	17%	68
	West Dallas	District 6		Equity Fund	\$ -	\$ -	1	12%	85
	West Dallas	District 6		Equity Fund	\$ -	\$ -	1	29%	58
	West Dallas	District 6		Equity Fund	\$ -	\$ -	1	32%	63
	West Dallas	District 6		Equity Fund	\$ -	\$ -	1	46%	74
	West Dallas	District 6	MIKO trucking	Equity Fund	\$ 10,000	\$ 10,000	1	62%	48
	West Dallas	District 6		Equity Fund	\$ -	\$ -	1	25%	72
	West Dallas	District 6		Equity Fund	\$ -	\$ -	1	71%	66
	West Dallas	District 5		Equity Fund	\$ -	\$ -	1	72%	66
	West Dallas	District 6		Equity Fund	\$ -	\$ -	1	31%	84
	West Dallas	District 6		Equity Fund	\$ -	\$ -	1	28%	78
	West Dallas	District 6		Equity Fund	\$ -	\$ -	1	22%	63
	West Dallas	District 6		Equity Fund	\$ -	\$ -	1	34%	72
	West Dallas	District 6		Equity Fund	\$ -	\$ -	1	68%	67
	West Dallas	District 6		Equity Fund	\$ -	\$ -	1	18%	73
	West Dallas	District 6		Equity Fund	\$ -	\$ -	1	24%	78
	West Dallas	District 6		Equity Fund	\$ -	\$ -	1	35%	31
	West Dallas	District 6		Equity Fund	\$ -	\$ -	1	19%	85
	West Dallas	District 6		Equity Fund	\$ -	\$ -	1	16%	74
	West Dallas	District 6		Equity Fund	\$ -	\$ -	1	41%	66
	West Dallas	District 6		Equity Fund	\$ -	\$ -	1	46%	78
	West Dallas	District 6		Equity Fund	\$ -	\$ -	1	30%	72
	West Dallas	District 6		Equity Fund	\$ -	\$ -	1	25%	75
					\$ 2,110,908	\$ 2,091,558	177	35%	65

As of March 2023

Entity	Income	Expenses	Net Income
MIHDB	\$5,505,853.70	\$41,581.12	\$5,464,272.58
Dallas Public Facilities Corp	\$1,604,109.64	\$0.00	\$1,604,109.64
Dallas Housing Finance Corp.	\$11,403,982.67	\$10,467.02	\$11,393,515.65
Dallas Housing Acquisition Development Corp.	\$880,342.53	\$65,858.72	\$814,483.81

The table includes income and expenses for the MIHDB and corporations managed by the Department of Housing and Neighborhood Revitalization. The table will be updated on a quarterly basis.