

Memorandum



CITY OF DALLAS

DATE January 20, 2023

Honorable Members of the City Council Housing and Homelessness Solutions
TO Committee: Casey Thomas II (Chair), Jesse Moreno (Vice Chair), Carolyn King Arnold,
Paula Blackmon, Cara Mendelsohn, Paul Ridley, Jaynie Schultz

SUBJECT **Department of Housing Performance Measure Update**

The attached Quarterly Report contains information to track the performance, progress, and status of ongoing projects and projects that have been completed in the first quarter of fiscal year 2022-23. The attached reports consist of development projects approved by City Council, under construction, or complete; home buyer assistance projects that are prequalified or closed; and home repairs that are in the predevelopment phase, under construction, or have been completed. This report will be provided to the Housing and Homelessness Solutions Committee each quarter this fiscal year.

Should you have any questions or require any additional information, please contact David Noguera, Director, Department of Housing & Neighborhood Revitalization at david.noguera@dallas.gov or 214-670-3619.

A handwritten signature in blue ink, appearing to read 'Majed A. Al-Ghafry'.

Majed A. Al-Ghafry, P.E.
Assistant City Manager

c: T.C. Broadnax, City Manager
Chris Caso, City Attorney
Mark Swann, City Auditor
Biliera Johnson, City Secretary
Preston Robinson, Administrative Judge
Kimberly Bizer Tolbert, Deputy City Manager
Jon Fortune, Deputy City Manager

M. Elizabeth (Liz) Cedillo-Pereira, Assistant City Manager
Dr. Robert Perez, Assistant City Manager
Carl Simpson, Assistant City Manager
Jack Ireland, Chief Financial Officer
Genesis D. Gavino, Chief of Staff to the City Manager
Directors and Assistant Directors



Department of
**Housing & Neighborhood
Revitalization**

QUARTERLY HOUSING
PRODUCTION AND PRESERVATION
REPORT

**QUARTER 1
OCTOBER TO DECEMBER
FY 2022-2023**

Photo/Rendering Credit: Saigebrook Development of Kiva East, Dallas, Texas.



Photo Credit: LISC Strategic Investments

EXECUTIVE SUMMARY

This Quarterly Report provides the Housing and Homelessness Solutions Committee (HHSC) an update on Housing activities during the first three months (Q1) of FY 2022-2023 (October 1 through December 31, 2022).

- On December 13, 2022, Community Equity Strategies (CES) briefed HHSC on the proposed Dallas Housing Policy 2033 (DHP33) which incorporates the eleven racial equity strategy recommendations City Council approved in March 2022. These recommendations inform the seven Housing Equity Pillars that provide the framework of the new housing policy.
- Housing staff launched the 2023 9% Housing Tax Credit application process for Low-Income Housing Tax Credit (LIHTC) projects and received six applications for review. Staff will identify qualified applications to forward for City Council resolutions of support or no objection.
- Overall, Housing programs supported 16,499 new housing units that have been completed, are under construction, or are in pre-development stages.
- 676 housing units were completed or acquired in Q1 through the Land Bank, Land Transfer, and the Dallas Housing Finance Corporation.
- Housing supported 17% of the total 3,128 housing units permitted in Dallas in Q1.
- Four housing units were repaired in Q1 through the Home Improvement and Preservation Program (HIPP)
- The Dallas Homebuyer Assistance Program (DHAP) assisted three homebuyers to close on their homes.
- DHAP held a forum and introduced lenders to a proposed Anti-Displacement Homebuyer Assistance Program.
- Saigebrook Development, O-SDA Industries, and the City of Dallas had a groundbreaking in Old East Dallas for Kiva East with 87 mixed-income housing units and 82% reserved for affordable housing. The developer utilized Mixed Income Housing Development Bonus (MIHDB) and tax credits for the project



INTRODUCTION

The Department of Housing and Neighborhood Revitalization (Housing) administers thirteen housing programs and has three corporations to help preserve the existing affordable housing stock, support the development of new affordable and market rate housing, and provide homebuyer assistance for qualified Dallas residents.

This Quarterly Report provides the Housing and Homelessness Solutions Committee (HHSC) an update on Housing activities during the first three months (Q1) of FY 2022-2023 (October 1 through December 31, 2022). The report includes activities from a selection of the thirteen housing programs and the three corporations.

Programs for preservation and new development:

1. Home Improvement and Preservation Program (HIPP)
2. Dallas Homebuyer Assistance Program (DHAP)
3. Title Clearing and Clouded Title Prevention Program
4. Targeted Rehab Program – West Dallas
5. Targeted Rehab Program – Historic 10th Street
6. Dallas Tomorrow Fund
7. Healthy Homes Lead Reduction Program
8. American Rescue Plan Act Neighborhood Revitalization Program
9. New Construction and Substantial Rehabilitation Program (NOFA)
10. Mixed Income Housing Development Bonus (MIHDB)
11. Community Land Trust Program (CLT)
12. Land Transfer Program
13. Senior Home Rehabilitation Program (Pending City Council Authority January 25, 2023)

Corporations for new development

1. Dallas Housing Acquisition and Development Corporation (DHADC)
2. Dallas Housing Finance Corporation (DHFC)
3. Dallas Public Facility Corporation (DPFC)



DRAFT HOUSING POLICY

In March 2022, City Council approved 11 recommendations based on the 2021 Racial Equity Assessment of the Comprehensive Housing Policy. In June 2022, Community Equity Strategies (CES) was engaged to draft a new housing policy for the City that would turn these eleven recommendations into a policy and lay out the strategic direction for housing equity in the city over the next ten years. The proposed policy, named Dallas Housing Policy 2033 (DHP33), is structured around seven pillars: Equity Strategy Targets, Citywide Production, Citywide Preservation, Infrastructure, Collaboration and Coordination, Engagement, and Education. DHP33 is also proposed to include SMARTIE (Strategic, Measurable, Ambitious, Realistic,

Time-bound, Inclusive, and Equitable) goals to be used to gauge progress over the next ten years.

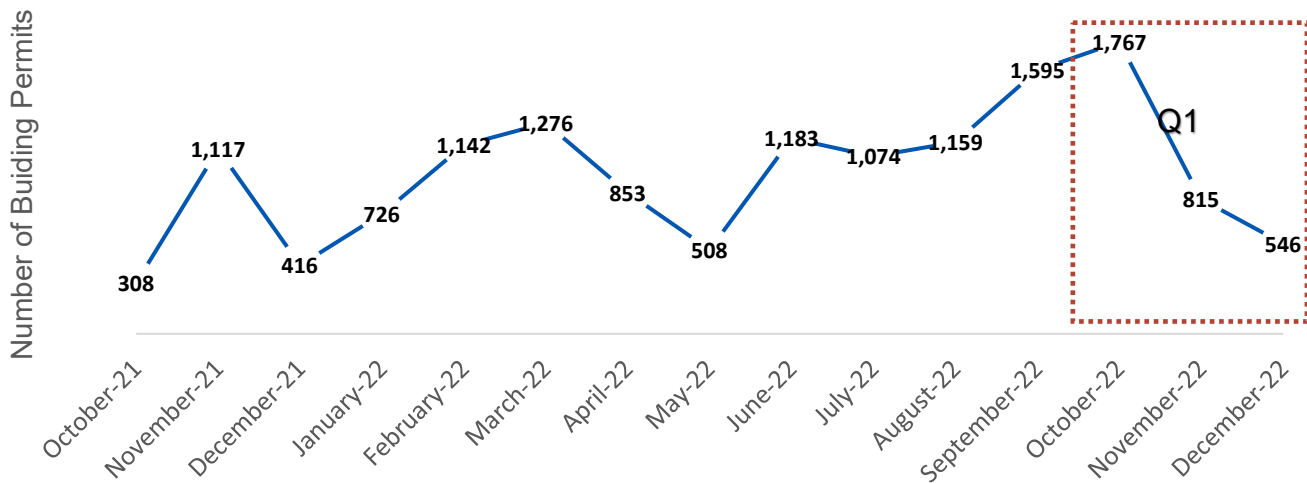
The current Comprehensive Housing Policy, with its compendium of programs, corporations, and compliance resources, is proposed to be included in a new Dallas Housing Resource Catalog (DHRC). On February 1, 2023, City Council will be briefed on the proposed DHP33 and the new structure of the DHRC.

BUILDING PERMITS AS A MEASURE OF NEW HOUSING SUPPLY UNDER CONSTRUCTION

The City of Dallas Development Services Department provides Housing monthly updates on residential building permits issued (Figure 1). In FY 2022-2023, the City issued 3,128 residential building permits in Q1. This building permit data is a measure of new housing supply under construction. Housing programs over the last fiscal year (FY 2021-2022) supported 26% of the new housing supply under construction. Housing supported 531 residential units or 17% of the residential building permits in Q1(Exhibit 1).

Housing supported 17% of new residential building permits in Q1.

Exhibit 1: COD Residential Building Permits Issued in FY 21-22 and Q1 FY 22-23

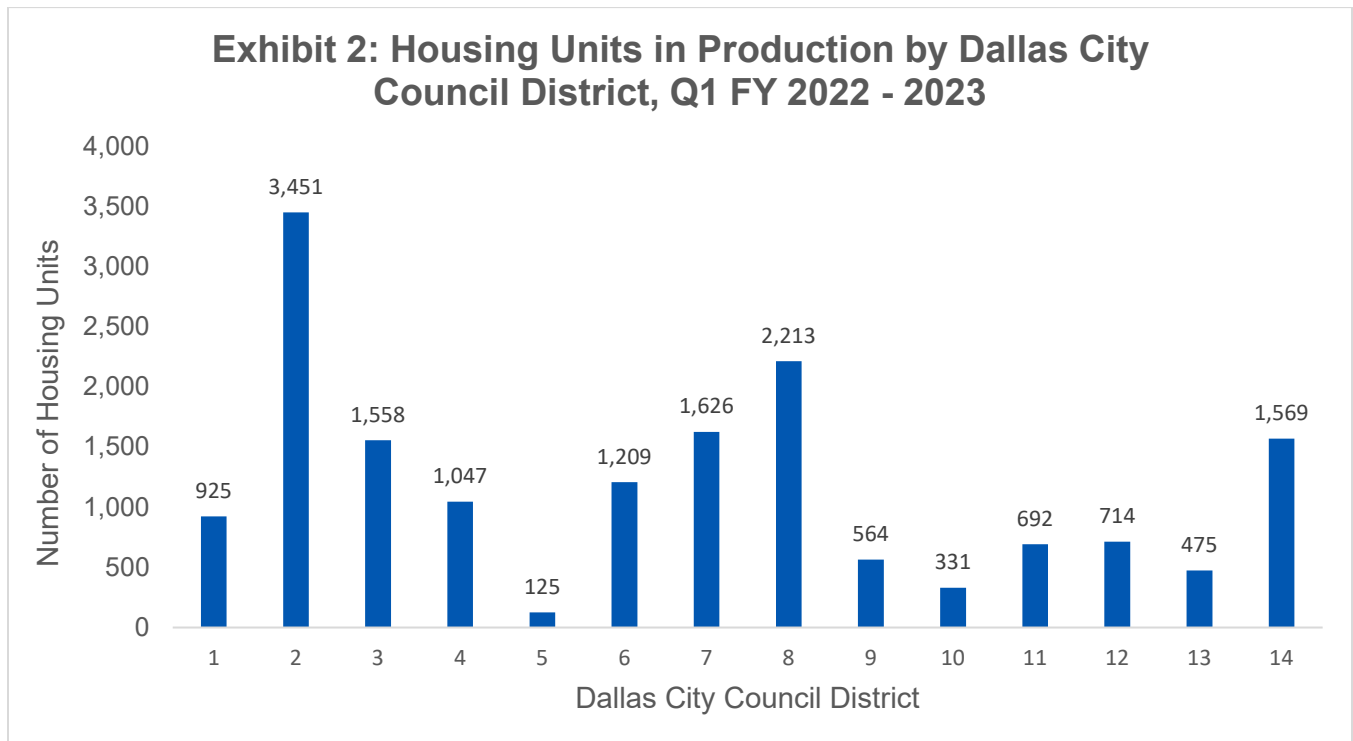


ONGOING AND RECENTLY COMPLETED DEVELOPMENT PROJECTS

As of Q1, there are 16,499 housing units in the Completed, Under Construction, and Predevelopment project phases in Housing and the Office of Economic Development (OED) programs. The quarterly measures presented for Housing development projects in this report follow three different phases of work.

- *Predevelopment* correlates with the “Units Approved” accomplishment measure and represents units that have been approved by City Council or the associated committees and have not yet begun construction.
- *Under Construction* includes all developments that have begun construction, measured by receipt of a building permit.
- *Completed* is taken either at final Certificate of Occupancy, Green Tag, or final payment disbursement, depending on the program, and represents a new or fully rehabilitated unit on the ground.

These housing units are distributed in all City Council districts as shown in Exhibit 2. City Council Districts 2, 8, and 7 have the most housing units in production. More detail on the housing projects may be found in the Appendix.





LIHTC

The 2023 application process for the 9% Competitive Housing Tax Credit cycle for the Low-Income Housing Tax Credit (LIHTC) program has begun. A total of six applications were received by the deadline of December 23, 2022 and are currently under review for a resolution of support or resolution of no objection. The six applications represent a total of 671 new multifamily units, of which 278 will be market rate. City Council also authorized four resolutions of no objection for 4% non-competitive housing tax credit developments totaling 905 mixed-income units.



DHFC

The DHFC Board of Directors authorized preliminary bond inducements for the acquisition and substantial renovation of three existing affordable housing developments to preserve the affordability and extend the useful life of the properties. If all projects receive a bond reservation through the Texas Bond Review Board private activity bond lottery, this will preserve 382 affordable units reserved for seniors (55+) and 264 units for families for a total of 646 units.

The DHFC also closed on the acquisition of The Briscoe and The Dylan apartments through the issuance of essential (social infrastructure) bonds. The acquisition of The Briscoe will convert 161 of the 322 market rate units to affordable units reserved for residents earning less than 80% AMI. The acquisition of The Dylan will convert 50 of the 125 market rate units to affordable units reserved for residents earning less than 80% AMI and 12 of the 125 market rate units to affordable units reserved for residents earning less than 60% AMI for a total of 62 new, affordable units.



DPFC

The DPFC Board of Directors approved preliminary terms sheets for the ground-up development of 1508 Mockingbird, a 400-unit mixed income development and Singleton Highline, a 176-unit mixed income development. Both properties will reserve 40% of their units for residents earning less than 80% AMI and 10% of their units for residents earning less than 60% AMI. The DPFC began construction on Oakhouse at Colorado, a 215-unit mixed income development that will reserve 50% of the units for residents earning less than 80% AMI.



MIHDB

Currently, 3,874 housing units are under construction in the Mixed Income Housing Development Bonus (MIHDB) program. Another 17 projects, representing 2,924 units, are in the application process, including six new applications in the first quarter. The MIHDB program

supports mixed income developments across the city, including large projects such as Alexan Arts III, Modera Trail Head, and the Crossing at Clear Creek, as well as smaller developments such as the Urban Genesis projects in the 5900 block of Maple Avenue, Saigebrook’s Kiva East, and Skyline at Cedar Crest. The smallest project is a five-unit rowhome style development that is paying the in-lieu fee to develop market-rate homes at 3230 Elihu Street near Fair Park and the MLK DART station.

Housing launched the fee in lieu portion of the program this quarter and accepted the first check in the amount of \$2,450,362.74 for 2811 Maple Avenue in October 2022. HOU received a second in lieu payment of \$22,349.60 in December 2022 for 3230 Elihu Street.

Housing expects to collect additional in-lieu payments in the coming months and will be seeking input from the community on the best uses of this new MIHDB fund.



LAND BANK AND LAND TRANSFER PROGRAMS

The Land Bank and Land Transfer programs have 325 lots that will be sold over the next three years. In Q1, the Land Bank Annual Plan, a State of Texas requirement for land banks, identified lots for purchase and received City Council approval. In this quarter, developers started construction on one single-family home and completed construction on two homes. The Land Transfer program approved 10 applications, started construction on 14 homes, and completed four homes (Exhibit 3).

In October 2022, City Council approved the sale of five vacant Land Transfer lots to Citybuild Community Development Corporation for a health clinic and Bonton Farms office space.

Exhibit 3: Housing Development Accomplishments Completed in Q1 FY 2022-2023	
Program	FY To Date
Land Transfer	10 homes approved 14 homes permitted 4 homes completed construction
LIHTC/DHFC	217 units completed
MIHDB	691 units approved 258 units permitted
Land Bank	1 home permitted 2 homes completed construction

DEVELOPER FORUM

A Developer Forum was held on November 7, 2022 at the Texas Real Estate Council (TREC) offices. Housing and the Office of Environmental Quality and Sustainability presented the Comprehensive Environment and Climate Action Plan (CECAP) Milestones and Goals. The departments solicited feedback and comments from developers and contractors on CECAP goals related to affordable housing development projects and housing repair programs administered by the department. Fifteen representatives attended and provided feedback to City staff. Plans for periodic meetings to establish a working group to advise OEQS on green building codes were also discussed.

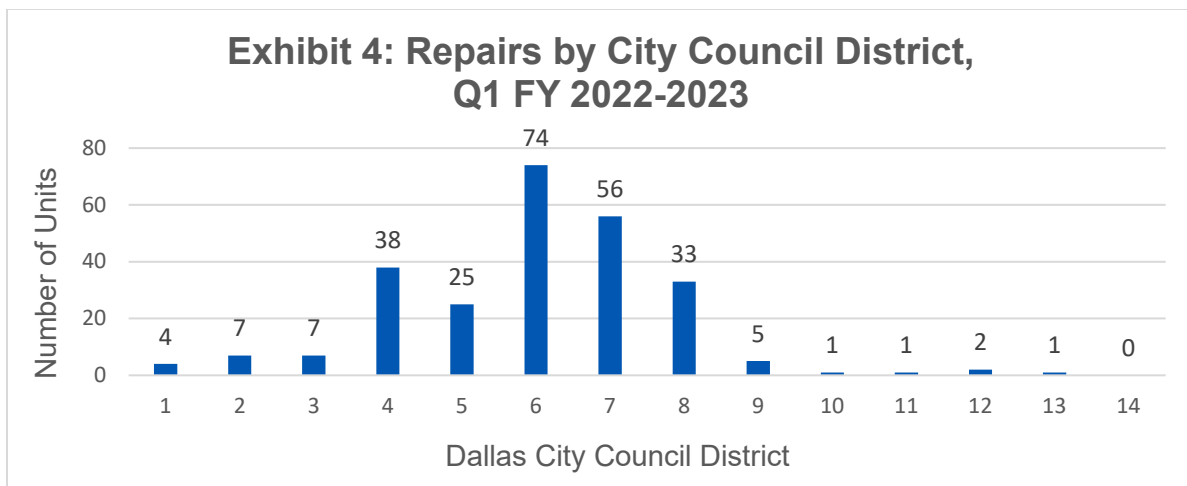
REPAIR PROGRAMS

Housing launched a Notice of Funding Availability (NOFA) related to the HIPP Major Home Rehabilitation and Home Reconstruction Programs. GrantWorks, Inc. was awarded the contract, which is expected to be executed in the next few weeks. GrantWorks will administer this program during the current fiscal year.

Housing also awarded four subrecipient agreements to administer the Minor Home Rehabilitation Program serving approximately 60 people in FY 2022-2023. The goal of outsourcing these programs is to serve more families in a more efficient manner. These actions follow all U.S. Department of Housing and Urban Development (HUD) regulations.

In Q1, 23 households qualified for home repairs. Currently 87 homes are under construction and 163 homes are in predevelopment processes. Contractors completed construction on four homes.

The distribution of repair projects by City Council district is shown in Exhibit 4 and accomplishments are shown in Exhibit 5.



During the quarter, City Council amended *West Dallas Targeted Repair Program (TRP)* to remove a requirement for property insurance, which had proved to be a barrier to qualification. Currently 20 homes are under construction for this program and 45 homes are in the predevelopment processes.

One house was finished under the *Healthy Homes Lead Reduction (HHLR) Program*. Ten homes are in the predevelopment process.

The *Dallas Tomorrow Fund (DTF)* continues to receive new applications. In Q1, Housing had three applicants qualified to enter the program. Currently in Q1, 39 homes are in the predevelopment process.

The *American Rescue Plan Act Neighborhood Revitalization Program (ARPA NRP)* was amended to allow for City Council discretionary spending and is processing applications for home repairs in the Joppa, Historic Tenth Street, and Five Mile neighborhoods. The program qualified 10 households in Q1. Currently seven homes are under construction and 53 homes are in the predevelopment process for all *ARPA* programs.

Exhibit 5: Housing Repair Accomplishments Completed in Q1 FY 2022-2023	
Program	FY To Date
HIPP	9 households qualified* 4 homes completed construction
HHLR	1 household qualified
DTF	3 households qualified
ARPA NRP	23 households qualified 4 homes completed construction
*Qualified: application is not cancelled and the inspection is completed to begin work	



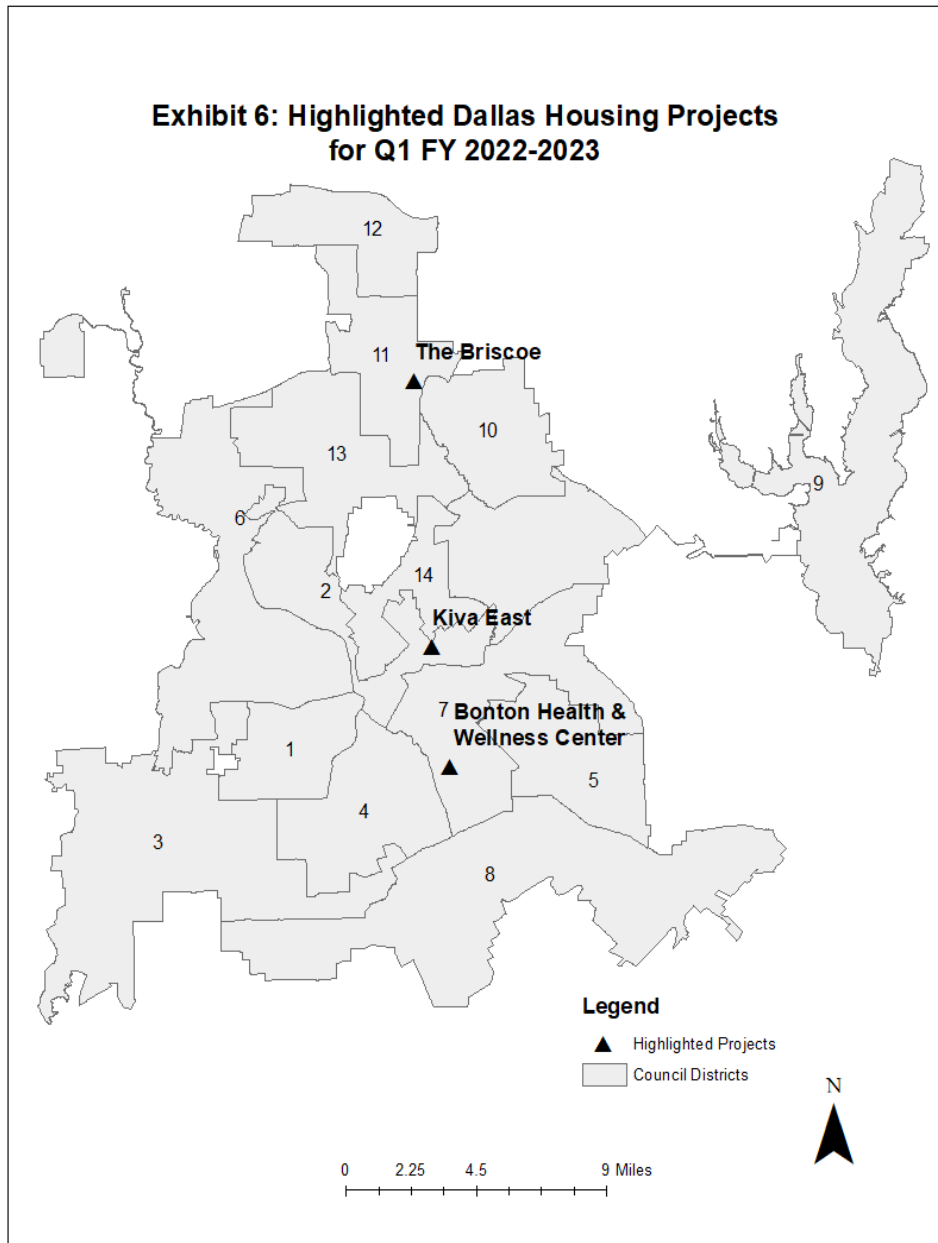
DALLAS HOMEBUYER ASSISTANCE PROGRAM (DHAP)

Staff facilitated a Lenders Forum for feedback on current DHAP restrictions and market changes. Staff introduced the proposed Anti-Displacement Homebuyer Assistance Program which will target homebuyers living in the City of Dallas for 10 or more years and households between 50% to 120% AMI. The maximum subsidy amounts are proposed at \$50,000.

DHAP received 34 new applications for review. DHAP staff provided homebuyer assistance for three home closings. DHAP staff provided resources for four homebuyer seminars held by DHAP partners. Eighty people attended the seminars. In addition, staff approved five new mortgage lenders as DHAP partners.

HIGHLIGHTED PROJECTS

Kiva East, The Briscoe, and Bonton Health and Wellness Center exemplify the variety of projects needed to support mixed-income housing in Dallas (Exhibit 6). Kiva East is an 87-unit, new construction mixed-income housing development in a rapidly changing neighborhood of East Dallas. DHFC acquired The Briscoe, which was built in 2016, to convert it to mixed-income housing in north Dallas near Medical City. The Bonton Health and Wellness Center shows how the Land Transfer Program can be used to revitalize neighborhoods.



KIVA EAST



Rendering Credit: Saigebrook Development

In December, the developers, Saigebrook Development and O-SDA Industries, and the City of Dallas broke ground for Kiva East in Old East Dallas in City Council District 2. This 87-unit mixed-income development will provide much needed high-quality affordable and market-rate housing to a rapidly growing Old East Dallas neighborhood. Kiva East received \$2.48 million in HOME Investment Partnerships funds through the City's NOFA to support the development of mixed-income housing and ensure affordability for a period of 20 years.

THE BRISCOE



Photo Credit: DHFC

Photo Credit: DHFC

The Briscoe, a class-A multifamily property with 322 units in City Council District 11, was acquired by the Dallas Housing Finance Corporation (DHFC) for \$82 million in December 2022. DHFC will be the sole owner of the property and will reserve 161 units for residents earning at or below 80% of the area median income (AMI). This conversion of market rate housing to a mix of market rate and affordable housing is a new strategy for the City of Dallas.

BONTON HEALTH AND WELLNESS CENTER



Rendering Credit: Parkhill

The Land Transfer program sold five lots to the Citybuild Community Development Corporation, a subsidiary of Bonton Enterprises, for a proposed Bonton neighborhood health and wellness clinic in City Council District 7. The proposed 11,070 square-foot clinic will provide space for Parkland Health and Hospital System, Baylor Scott and White Health, an office for Bonton Farms, and a visitor common area. Bonton Farms has promoted economic development and health in the community, and this project will expand Bonton's capacity for community services.



APPENDIX OF DATA TABLES

- Ongoing and Recently Completed Housing Development Projects
- Ongoing and Recently Completed Homebuyer Assistance
- Ongoing and Recently Completed Home Repair Projects

Phase	Project	Council District	Developer	City Involvement	Financial Structure	Property Address	Development Cost	Reserved Units	Market Units	Total # of Units	
Completed FY 22-23	Land Transfer Program	7	Marcer Construction	HOU, PW	Private	2819 Troy Street	\$194,000	1	0	1	
	Land Transfer Program	7	Beharry Homes	HOU, PW	Private	4503 Electra Street	\$175,000	1	0	1	
	Land Transfer Program	7	CTE Homes	HOU, PW	Private	4631 Silver Ave	\$160,000	1	0	1	
	Land Transfer Program	7	CTE Homes	HOU, PW	Private	3411 Detonte Street	\$160,000	1	0	1	
	Land Transfer Program	7	CTE Homes	HOU, PW	Private	3315 Detonte Street	\$145,000	1	0	1	
	Land Bank Program	7	Builders of Hope	DHADC	Private	3425 Pondrom Street	\$180,000	1	0	1	
	Land Bank Program	7	Focis	DHADC	Private	3603 Penelope	\$160,000	1	0	1	
	The Dylan	2	AMCAL	DHFC	Acquisition	4533 Cedar Springs Rd	\$42,500,000	63	62	125	
	The Briscoe	11	OHG	DHFC	Acquisition	12639 Coit Rd	\$99,443,740	288	34	322	
	Land Bank Program	7	Focis Holdings	DHADC	Private	4806 Silver Avenue	\$185,000	1	0	1	
	Land Transfer Program	7	Beharry Homes	HOU, PW	Private	2818 Le Clerc Avenue	\$175,000	1	0	1	
	Land Transfer Program	4	Black Island	HOU, PW	Private	2928 Eagle Drive	\$180,000	1	0	1	
	Land Transfer Program	7	CTE Homes	HOU, PW	Private	3435 Beall Street	\$160,000	1	0	1	
	Land Transfer Program	7	Marcer Construction	HOU, PW	Private	4230 Carl Street	\$225,000	1	0	1	
								\$144,042,740	363	96	459
	Under Construction	Kiva East	2	Saigebrook	ROS, CRP, MIHDB	9% Tax Credit/MIHDB	4724 East Side Ave.	\$21,587,420	71	16	87
2400 Bryan		14	Matthews Southwest	DHFC, HOU, OED	9% Tax Credit	2400 Bryan Street	\$77,746,799	111	106	217	
Estates at Shiloh (Senior)		9	Generation Housing	DHFC, HOU	4% Tax Credit	2649 Centerville Road	\$40,781,976	239	25	264	
Standard at Royal		6	LDG Development	DPFC	Conventional MF	2737 Royal Lane	\$69,245,305	150	150	300	
Mountain Creek Apartments		3	NRP Group	DPFC	Conventional MF	NWC of I-20 & TX-480	\$59,246,341	162	162	324	
Terrace at Southern Oaks		4	LDG Development	DHFC/RONO, MIHDB	Conventional MF	3300 Southern Oaks Blvd.	\$60,538,517	151	149	300	
Ridgecrest Terrace Apartments (Rehab)		3	Steele Properties	DHFC	4% Tax Credit	526 S. Walton Walker Blvd.	\$57,361,222	250	0	250	
HighPoint at Wynnewood		1	MVAH Partners	DHFC/RONO	4% Tax Credit	1911 Pratt Street	\$46,845,856	220	0	220	
The Ridge at Lancaster		8	LDG Development	DHFC, MIHDB	4% Tax Credit	5995 Crouch Road	\$59,560,307	270	30	300	
Gateway Oak Cliff		1	St. Margaret, Inc.	DHFC, MIHDB, OED	4% Tax Credit	400 S. Beckley	\$47,131,511	184	46	230	
Midpark Towers (Rehab)		11	Elizabeth Property Group	DHFC	4% Tax Credit	8550 Midpark Road	\$29,255,004	202	0	202	
Dallas Stemmons Apartments		6	Palladium	ROS	9% Tax Credit	11070 N. Stemmons Freeway	\$20,020,169	87	0	87	
Juliette Fowler Residences		2	Juliette Fowler Communities	ROS	9% Tax Credit	South Fulton Str and Eastside Ave	\$23,483,750	144	0	144	
Villas @ Western Heights		6	MREC Companies	ROS, CRP, OED	9% Tax Credit	1515 Fort Worth Avenue	\$32,888,449	104	26	130	
The Oaks		1	DHA/VOA	RONO, HOU	4% Tax Credit	630 S. Llewellyn Ave	\$44,053,609	243	17	260	
Meadowbrook Apartments		8	LDG Development	DHFC/RONO, MIHDB	4% Tax Credit	15251 Seagoville Road	\$42,195,523	162	18	180	
Westmoreland Station		3	Generation Housing	DHFC, HOU	4% Tax Credit	2700 S. Westmoreland Road	\$51,561,000	223	25	248	
West Dallas - Scattered Sites		6	Builders of Hope	NOFA	Single Family	Scattered Sites	\$3,879,663	20	0	20	
Cedar Crest		4	Confia Homes	NOFA	Single Family	Scattered Sites	\$3,600,000	19	0	19	
Five Mile		8	Notre Dame Place Inc	NOFA	Single Family	Scattered Sites	\$20,965,000	86	0	86	
Jeffries Meyers #1/ #3		7	Dallas Housing Foundation	NOFA	Single Family	Scattered Sites	\$6,367,368	34	0	34	
Jeffries Meyers #2		7	Texas Community Builders	NOFA	Single Family	Scattered Sites	\$2,380,852	11	0	11	
The Bottoms - Golden S.E.E.D.S		4	Golden S.E.E.D.S	NOFA	Single Family	Scattered Sites	\$4,821,423	22	0	22	
Ideal/Joppa		7	Dallas Habitat for Humanity	NOFA	Single Family	Scattered Sites	\$7,129,217	33	0	33	
The Alton (fka Lenox Oak Lawn)		2	Oden Hughes	MIHDB	MIHDB Zoning	2929 Oak Lawn	NA	12	273	285	
Capitol Flats		2	Larkspur Capital	MIHDB	MIHDB Zoning	5215 Capitol	NA	3	57	60	
5050 Keeneland Project		3	AHS Residential	MIHDB	MIHDB Zoning	5050 Keeneland Pkwy	NA	17	319	336	
Enclave Frankford		12	Integrated Real Estate Group	MIHDB	MIHDB Zoning	3301 Pres George Bush Tpke	NA	27	353	380	
Modera Trinity		6	Mill Creek	MIHDB	MIHDB Zoning	2350 N Beckley Ave	NA	10	194	204	
Alexan Arts III		2	Trammell Crow Residential	MIHDB	MIHDB By Right	5088 Ross & 1601 N Henderson	NA	46	340	386	
Fairfield Manderville		13	Fairfield	MIHDB	MIHDB Zoning	7735 & 7777 Manderville	NA	36	439	475	
Maple Highline I		2	Urban Genesis	MIHDB	MIHDB Zoning	5907 Maple Ave	NA	3	56	59	
The Lyle		12	Toll Brothers	MIHDB	MIHDB By Right	17727 Addison Rd	NA	17	317	334	
Maple/Kimsey II		2	Urban Genesis	MIHDB	MIHDB Zoning	5908 Maple	NA	4	69	73	
2811 Maple Ave		14	Crescent	MIHDB	MIHDB Zoning	2811 Maple	NA	6	174	180	
Elihu Lofts		7	Karrington & Co	MIHDB	MIHDB By Right	3230 Elihu	NA	0	5	5	
Singleton Villas / Trinity West		6	Greenleaf Ventures (Lennar)	HOU	Single Family	3155 Normandy	\$3,000,000	116	0	116	
CityBuild Health Clinic - Land Transfer Program		7	Citybuild CDC	HOU, PW	Private	Carlton Garrett & Canaan Streets	\$2,300,000	0	0	0	
Land Transfer Program		7	Beharry Homes	HOU, PW	Private	4712 Baldwin Street	\$175,000	1	0	1	
Land Transfer Program		7	Beharry Homes	HOU, PW	Private	4006 Carpenter Avenue	\$175,000	1	0	1	
Land Transfer Program		7	Beharry Homes	HOU, PW	Private	4007 Carpenter Avenue	\$175,000	1	0	1	
Land Transfer Program		7	Beharry Homes	HOU, PW	Private	4229 Carpenter Avenue	\$159,000	1	0	1	
Land Transfer Program		7	Beharry Homes	HOU, PW	Private	4233 Carpenter Avenue	\$159,000	1	0	1	
Land Transfer Program		7	Beharry Homes	HOU, PW	Private	3817 Pine Street	\$159,000	1	0	1	
Land Transfer Program		4	Black Island	HOU, PW	Private	2969 Cummings Street	\$180,000	1	0	1	
Land Transfer Program		4	Black Island	HOU, PW	Private	4207 Opal Avenue	\$158,000	1	0	1	
Land Transfer Program		7	CTE Homes	HOU, PW	Private	2473 Wells Street	\$160,000	1	0	1	
Land Transfer Program		7	CTE Homes	HOU, PW	Private	2517 Wells Street	\$160,000	1	0	1	
Land Transfer Program		7	Black Island	HOU, PW	Private	4338 Marhsall Street	\$180,000	1	0	1	
Land Bank Program		7	Dallas Area Habitat	DHADC	Private	4744 Burma Road	\$180,000	1	0	1	
Land Bank Program	7	Dallas Area Habitat	DHADC	Private	4726 Burma Road	\$180,000	1	0	1		
Land Bank Program	7	Dallas Area Habitat	DHADC	Private	4636 Cherbourg Street	\$180,000	1	0	1		
Land Bank Program	7	Dallas Area Habitat	DHADC	Private	4538 Cherbourg Street	\$180,000	1	0	1		
Land Bank Program	7	Dallas Area Habitat	DHADC	Private	4534 Cherbourg Street	\$180,000	1	0	1		
Land Bank Program	7	Dallas Area Habitat	DHADC	Private	4820 Zealand Street	\$180,000	1	0	1		
Land Bank Program	7	Dallas Area Habitat	DHADC	Private	7903 Trojan Street	\$180,000	1	0	1		

Phase	Project	Council District	Developer	City Involvement	Financial Structure	Property Address	Development Cost	Reserved Units	Market Units	Total # of Units
	Land Bank Program	4	Hedgestone Investments	DHADC	Private	1116 Brock Street	\$195,000	1	0	1
	Land Bank Program	7	Confia Homes	DHADC	Private	2711 Rochester Street	\$185,000	1	0	1
	Land Bank Program	7	Confia Homes	DHADC	Private	4103 Marshall Drive	\$185,000	1	0	1
	Land Bank Program	7	Confia Homes	DHADC	Private	2726 Valentine Street	\$175,000	1	0	1
	Land Bank Program	7	Confia Homes	DHADC	Private	2926 Valentine Street	\$175,000	1	0	1
	Land Bank Program	7	Focis Holdings	DHADC	Private	4711 Frank Street	\$170,000	1	0	1
	Land Bank Program	7	Focis Holdings	DHADC	Private	2538 Starks Avenue	\$170,000	1	0	1
	Land Bank Program	6	Builders of Hope	DHADC	Private	2020 Morris Street	\$170,000	1	0	1
	Land Bank Program	7	Open Mindframe Ventures	DHADC	Private	4010 Roberts Avenue	\$180,000	1	0	1
	Land Bank Program	7	Focis Holdings	DHADC	Private	3807 Frank Street	\$170,000	1	0	1
	Land Bank Program	7	Focis Holdings	DHADC	Private	3707 Spence	\$195,000	1	0	1
	Land Transfer Program	7	Black Island	HOU, PW	Private	2233 Dyson Street	\$195,000	1	0	1
	Land Transfer Program	7	Marcer Construction	HOU, PW	Private	2344 Starks Avenue	\$195,000	1	0	1
	Land Transfer Program	7	Beharry Homes	HOU, PW	Private	2911 Gay Street	\$180,000	1	0	1
							\$843,211,281	3,527	3,366	6,893
Prelim Inducement/ Council Approved/ MIHDB App. Approved	Standard Shoreline	9	Ojala	DPFC	Conventional MF	10715 Garland Road	\$66,419,868	153	147	300
	Ash Creek	7	DevCo	DHFC/RONO	4% Tax Credit	2605 John West Rd	\$54,892,942	280	0	280
	Estelle Village	8	Community Preservation Partners	DHFC/RONO	4% Tax Credit	5969 Highland Drive	\$73,453,904	291	0	291
	1508 Mockingbird	2	Provident Realty Advisors	DPFC	Conventional MF	1508 W. Mockingbird Lane	\$105,211,255	200	200	400
	Jaipur Lofts	2	Saigebrook	ROS, MIHDB	9% Tax Credit/MIHDB	2203 N. Fitzhugh & 2102 Annex Ave.	\$22,540,012	71	0	71
	Blakely, The	2	Saigebrook	ROS	9% Tax Credit	1607 Carrol Ave. & 1407 Garrett Ave.	\$28,292,888	86	6	92
	Cypress Creek at Montfort	11	Sycamore Strategies	ROS	9% Tax Credit	NWC of Montfort & Spring Valley	\$44,655,796	116	52	168
	Trove Valor	4	Lavoro Capital	DPFC/1,000UC	Conventional MF	4515 S. Lancaster	\$54,963,000	166	166	332
	Patriot Pointe at Markville	10	Generation Housing	ROS, DHFC	9% Tax Credit	9222 Markville Road	\$37,830,292	103	28	131
	Sadler Circle Senior Apartments	2	Resource Center of Dallas	ROS, CRP, OED	9% Tax Credit	5717 Sadler Circle	\$29,423,942	84	0	84
	Skyline at Cedar Crest	4	Brompton CHDO (Houston)	ROS, MIHDB	9% Tax Credit/MIHDB	2720 E. Kiest Blvd.	\$26,597,686	87	22	109
	Cypress Creek at Forest Lane	10	Sycamore Strategies	ROS, CRP	9% Tax Credit	11520 N Central Expressway	\$44,904,476	107	93	200
	Notre Dame - Bonton Rental	7	Notre Dame Place Inc	NOFA	Single Family	6000 Block of Bexar St.	\$3,406,500	21	13	34
	Dolphin Heights	7	EDCO	NOFA	Single Family	Scattered Sites	\$1,039,433	5	0	5
	St. Philips Catalyst	7	St Philips	NOFA	Single Family	Scattered Sites	\$1,781,815	7	0	7
	Armonia Apts	6	Dallas City Homes	NOFA	Conventional MF	3115 Topeka Ave	\$2,857,004	11	4	15
	Estates at Ferguson	7	Generation Housing	DHFC	4% Tax Credit	9220 Ferguson Road	\$41,494,000	164	0	164
	Rock Island Riverfront	2	Petra Development	DHFC	4% Tax Credit	1027 S. Riverfront Blvd.	\$78,817,000	155	22	177
	The Mondello	7	DevCo	DHFC	4% Tax Credit	2000 Highland Rd.	\$39,610,000	150	0	150
	The Positano	7	DevCo	DHFC	4% Tax Credit	2519 John West Rd.	\$56,160,000	232	0	232
	Rosemont Meadow Lane	7	DevCo	DHFC	4% Tax Credit	4722 Meadow Lane	\$52,065,000	264	0	264
	Greenleaf Lake June	5	Greenleaf Ventures	NOFA	Single Family	NEC Lake June & St. Augustine	\$6,317,000	125	0	125
	Oakhouse at Colorado	1	Mintwood Real Estate	DPFC	Conventional MF	900 E. Colorado Blvd.	\$48,230,230	113	102	215
	Standard West Commerce	6	Ojala Partners	DPFC	Conventional MF	1400 West Commerce	\$64,763,980	153	147	300
	Jefferson University Hills	3	JPI Companies	DPFC	Conventional MF	NW Corner of University Hills and Camp W	\$99,727,000	200	200	400
	Saint Michael's and All Angels mixed use	13	Episcopal Diocese	MIHDB	MIHDB Zoning	8111 Douglas	NA	NA	NA	NA
	Conor Live Oak	2	Conor Commercial	MIHDB	MIHDB By Right	4931 Live Oak et al	NA	33	294	327
	Trammell Crow Knox Street	14	Trammell Crow/High Street Res.	MIHDB	MIHDB Zoning	3311 Knox Ave	NA	0	168	168
	Modera Trailhead	2	Mill Creek	MIHDB	MIHDB Zoning	7532 East Grand Ave	NA	26	260	286
	Bluffview Apartments	2	X Equity Group	MIHDB	MIHDB By Right	3527 Bolivar Drive	NA	4	66	70
	Fitz 2	2	Slate Properties	MIHDB	MIHDB By Right	1513 N. Fitzhugh	NA	4	59	63
	Crossing at Clear Creek	8	LDG (fka Covenant Funding)	MIHDB/DHFC	MIHDB Zoning	14201 C F Hawn Fwy	NA	14	250	264
	Terrace at Highland Hills	8	LDG	MIHDB/DHFC	MIHDB By Right	3100 Persimmon Rd	NA	15	285	300
	Lincoln Katy Trail	14	Lincoln Property	MIHDB	MIHDB Zoning	3255 Carlisle St	NA	24	276	300
	Endeavor McKinney/Boll	14	Endeavor RE	MIHDB	MIHDB Zoning	2702 & 2710 McKinney Ave. at Boll St	NA	10	265	275
	Pegasus Ablon Project	2	Pegasus Ablon	MIHDB	MIHDB Zoning	3000 Throckmorton	NA	13	238	251
	Legacy at White Rock	7	LDG Development	MIHDB	MIHDB Zoning	2825 & 2845 N Buckner Blvd	NA	108	104	212
	The Elms	4	Smart Living Residential, LLC	MIHDB	MIHDB By Right	1710 Morrell Avenue	NA	148	5	153
	Ewing & Morrell	4	Fenton Dallas LLC	MIHDB	MIHDB By Right	850 S Ewing Ave	NA	2	38	40
	2220, 2224, 2228 Mail Ave.	2	Fenton Dallas LLC	MIHDB	MIHDB By Right	2220, 2224, 22248 Mail Ave.	NA	2	33	35
	Mockingbird Station East	14	Trammell Crow/High Street Res.	OED (TIF)		5465 E. Mockingbird	\$117,300,000	86	343	429
	Pearl Lofts	2	1100 Pearl Street, Inc.	OED (TIF)		2100 Jan Pruitt	\$33,200,000	30	70	100
	One Newpark	2	One Newpark GP, LLC	OED (TIF and PPP)		Akard and Canton	\$379,300,000	54	214	268
	University Hills Phase 1 Multifamily	8	I-20 Lancaster Development, LLC	OED (TIF and PPP)		Lancaster Road at Wheatland Road	TBD	50	200	250
	University Hills Phase 1 Single Family	8		OED (TIF and PPP)		Lancaster Road at Wheatland Road	TBD	0	540	540
	Trinity West Villas	6	Builders of Hope CDC	NOFA	Conventional MF	3457 Normandy Brook Rd	\$7,279,182	9	27	36
	Land Transfer Program	7	Camden Homes	HOU, PW	Private	5914 Carlton Garrett Street	\$208,000	1	0	1
	Land Transfer Program	7	Camden Homes	HOU, PW	Private	6302 Carlton Garrett Street	\$173,000	1	0	1
	Land Transfer Program	7	Camden Homes	HOU, PW	Private	2334 Bethurum Avenue	\$173,000	1	0	1
	Land Transfer Program	7	Camden Homes	HOU, PW	Private	2324 Bethurum Avenue	\$208,000	1	0	1
	Land Transfer Program	7	Camden Homes	HOU, PW	Private	2305 Bethurum Avenue	\$208,000	1	0	1
	Land Transfer Program	7	Camden Homes	HOU, PW	Private	2334 Dyson Street	\$173,000	1	0	1
	Land Transfer Program	7	Camden Homes	HOU, PW	Private	2313 Dyson Street	\$173,000	1	0	1
	Land Transfer Program	7	Camden Homes	HOU, PW	Private	2316 Dyson Street	\$208,000	1	0	1
	Land Transfer Program	7	Camden Homes	HOU, PW	Private	2517 Lowery Street	\$208,000	1	0	1
	Land Transfer Program	7	Camden Homes	HOU, PW	Private	2503 Lowery Street	\$208,000	1	0	1

Phase	Project	Council District	Developer	City Involvement	Financial Structure	Property Address	Development Cost	Reserved Units	Market Units	Total # of Units
Land Transfer Program		7	Camden Homes	HOU, PW	Private	2510 Lowery Street	\$208,000	1	0	1
Land Transfer Program		7	Camden Homes	HOU, PW	Private	2504 Lowery Street	\$208,000	1	0	1
Land Transfer Program		7	Camden Homes	HOU, PW	Private	2512 Wells Street	\$173,000	1	0	1
Land Transfer Program		7	Camden Homes	HOU, PW	Private	5007 Malcolm X Boulevard	\$208,000	1	0	1
Land Transfer Program		7	Camden Homes	HOU, PW	Private	5023 Malcolm X Boulevard	\$208,000	1	0	1
Land Transfer Program		7	Camden Homes	HOU, PW	Private	5215 Malcolm X Boulevard	\$208,000	1	0	1
Land Transfer Program		7	Camden Homes	HOU, PW	Private	5031 Malcolm X Boulevard	\$208,000	1	0	1
Land Transfer Program		7	Camden Homes	HOU, PW	Private	5041 Malcolm X Boulevard	\$208,000	1	0	1
Land Transfer Program		7	Camden Homes	HOU, PW	Private	2723 Council Street	\$173,000	1	0	1
Land Transfer Program		7	Camden Homes	HOU, PW	Private	2710 Council Street	\$173,000	1	0	1
Land Transfer Program		7	Camden Homes	HOU, PW	Private	5107 Echo Avenue	\$208,000	1	0	1
Land Transfer Program		7	Camden Homes	HOU, PW	Private	5122 Echo Avenue	\$173,000	1	0	1
Land Transfer Program		7	Camden Homes	HOU, PW	Private	5018 Echo Avenue	\$173,000	1	0	1
Land Transfer Program		7	Camden Homes	HOU, PW	Private	5015 Echo Avenue	\$173,000	1	0	1
Land Transfer Program		7	Camden Homes	HOU, PW	Private	4930 Echo Avenue	\$173,000	1	0	1
Land Transfer Program		7	Camden Homes	HOU, PW	Private	5102 Marne Street	\$173,000	1	0	1
Land Transfer Program		7	Camden Homes	HOU, PW	Private	5021 Marne Street	\$173,000	1	0	1
Land Transfer Program		7	Camden Homes	HOU, PW	Private	5006 Marne Street	\$173,000	1	0	1
Land Transfer Program		7	Camden Homes	HOU, PW	Private	2815 Marder Street	\$173,000	1	0	1
Land Transfer Program		7	Camden Homes	HOU, PW	Private	2708 Brigham Lane	\$208,000	1	0	1
Land Transfer Program		7	Camden Homes	HOU, PW	Private	2461 Starks Avenue	\$173,000	1	0	1
Land Transfer Program		7	Camden Homes	HOU, PW	Private	2457 Starks Avenue	\$173,000	1	0	1
Land Transfer Program		7	Camden Homes	HOU, PW	Private	2415 Starks Avenue	\$208,000	1	0	1
Land Transfer Program		7	Camden Homes	HOU, PW	Private	2404 Starks Avenue	\$208,000	1	0	1
Land Transfer Program		7	Camden Homes	HOU, PW	Private	2402 Starks Avenue	\$173,000	1	0	1
Land Transfer Program		7	Camden Homes	HOU, PW	Private	2429 Starks Avenue	\$208,000	1	0	1
Land Transfer Program		7	Camden Homes	HOU, PW	Private	2334 Macon Street	\$208,000	1	0	1
Land Transfer Program		7	Camden Homes	HOU, PW	Private	2230 Macon Street	\$208,000	1	0	1
Land Transfer Program		7	Camden Homes	HOU, PW	Private	2254 Macon Street	\$208,000	1	0	1
Land Transfer Program		7	Camden Homes	HOU, PW	Private	2210 Garden Drive	\$208,000	1	0	1
Land Transfer Program		7	Camden Homes	HOU, PW	Private	2246 Garden Drive	\$173,000	1	0	1
Land Transfer Program		7	Camden Homes	HOU, PW	Private	2238 Garden Drive	\$208,000	1	0	1
Land Transfer Program		7	Camden Homes	HOU, PW	Private	2411 Garden Drive	\$173,000	1	0	1
Land Transfer Program		7	Camden Homes	HOU, PW	Private	2407 Garden Drive	\$173,000	1	0	1
Land Transfer Program		7	Camden Homes	HOU, PW	Private	2335 Harding Street	\$173,000	1	0	1
Land Transfer Program		7	Camden Homes	HOU, PW	Private	2700 Lawrence Street	\$173,000	1	0	1
Land Transfer Program		7	Camden Homes	HOU, PW	Private	2227 Lawrence Street	\$208,000	1	0	1
Land Transfer Program		7	Camden Homes	HOU, PW	Private	2218 Lawrence Street	\$208,000	1	0	1
Land Transfer Program		7	Camden Homes	HOU, PW	Private	2318 Lawrence Street	\$208,000	1	0	1
Land Transfer Program		7	Camden Homes	HOU, PW	Private	2410 Lawrence Street	\$208,000	1	0	1
Land Transfer Program		7	Camden Homes	HOU, PW	Private	2530 Lawrence Street	\$173,000	1	0	1
Land Transfer Program		7	Camden Homes	HOU, PW	Private	4930 Crozier Street	\$208,000	1	0	1
Land Transfer Program		7	Camden Homes	HOU, PW	Private	2506 Elsie Faye Heggins Street	\$173,000	1	0	1
Land Transfer Program		2	Camden Homes	HOU, PW	Private	1610 Kinmore Street	\$208,000	1	0	1
Land Transfer Program		2	Camden Homes	HOU, PW	Private	1632 Kinmore Street	\$208,000	1	0	1
Land Transfer Program		2	Camden Homes	HOU, PW	Private	5238 Beeman Avenue	\$208,000	1	0	1
Land Transfer Program		2	Camden Homes	HOU, PW	Private	3239 Reynolds Avenue	\$208,000	1	0	1
Land Transfer Program		8	Camden Homes	HOU, PW	Private	5714 Bon Air Drive	\$208,000	1	0	1
Land Transfer Program		8	Camden Homes	HOU, PW	Private	5662 Bon Air Drive	\$208,000	1	0	1
Land Transfer Program		7	Hedgestone Investments	HOU, PW	Private	4614 Metropolitan Avenue	\$215,000	1	0	1
Land Transfer Program		7	Hedgestone Investments	HOU, PW	Private	4607 Metropolitan Avenue	\$215,000	1	0	1
Land Transfer Program		7	Hedgestone Investments	HOU, PW	Private	4523 Metropolitan Avenue	\$215,000	1	0	1
Land Transfer Program		7	Hedgestone Investments	HOU, PW	Private	4606 Metropolitan Avenue	\$215,000	1	0	1
Land Transfer Program		7	Hedgestone Investments	HOU, PW	Private	4415 Metropolitan Avenue	\$215,000	1	0	1
Land Transfer Program		7	Hedgestone Investments	HOU, PW	Private	4422 Metropolitan Avenue	\$215,000	1	0	1
Land Transfer Program		7	Hedgestone Investments	HOU, PW	Private	4863 Baldwin Street	\$184,000	1	0	1
Land Transfer Program		7	Hedgestone Investments	HOU, PW	Private	4869 Baldwin Street	\$184,000	1	0	1
Land Transfer Program		7	Hedgestone Investments	HOU, PW	Private	4806 Baldwin Street	\$215,000	1	0	1
Land Transfer Program		7	Hedgestone Investments	HOU, PW	Private	4423 Baldwin Street	\$184,000	1	0	1
Land Transfer Program		7	Hedgestone Investments	HOU, PW	Private	4507 Baldwin Street	\$184,000	1	0	1
Land Transfer Program		7	Hedgestone Investments	HOU, PW	Private	4726 Frank Street	\$184,000	1	0	1
Land Transfer Program		7	Hedgestone Investments	HOU, PW	Private	4531 Frank Street	\$184,000	1	0	1
Land Transfer Program		7	Hedgestone Investments	HOU, PW	Private	4606 Frank Street	\$184,000	1	0	1
Land Transfer Program		7	Hedgestone Investments	HOU, PW	Private	4410 Hamilton Avenue	\$215,000	1	0	1
Land Transfer Program		7	Hedgestone Investments	HOU, PW	Private	4343 Hamilton Avenue	\$215,000	1	0	1
Land Transfer Program		7	Hedgestone Investments	HOU, PW	Private	4211 Hamilton Avenue	\$184,000	1	0	1
Land Transfer Program		7	Hedgestone Investments	HOU, PW	Private	4309 Hamilton Avenue	\$215,000	1	0	1
Land Transfer Program		7	Hedgestone Investments	HOU, PW	Private	4318 Hamilton Avenue	\$215,000	1	0	1
Land Transfer Program		7	Hedgestone Investments	HOU, PW	Private	3706 Hamilton Avenue	\$184,000	1	0	1
Land Transfer Program		7	Hedgestone Investments	HOU, PW	Private	2906 Lagow Street	\$184,000	1	0	1
Land Transfer Program		7	Hedgestone Investments	HOU, PW	Private	2814 Lagow Street	\$184,000	1	0	1
Land Transfer Program		7	Hedgestone Investments	HOU, PW	Private	2820 Lagow Street	\$184,000	1	0	1

Phase	Project	Council District	Developer	City Involvement	Financial Structure	Property Address	Development Cost	Reserved Units	Market Units	Total # of Units
Land Transfer Program		7	Hedgestone Investments	HOU, PW	Private	2902 Lagow Street	\$184,000	1	0	1
Land Transfer Program		7	Hedgestone Investments	HOU, PW	Private	4346 Jamaica Street	\$184,000	1	0	1
Land Transfer Program		7	Hedgestone Investments	HOU, PW	Private	4406 Jamaica Street	\$184,000	1	0	1
Land Transfer Program		7	Hedgestone Investments	HOU, PW	Private	4431 Jamaica Street	\$184,000	1	0	1
Land Transfer Program		4	Hedgestone Investments	HOU, PW	Private	1611 Hudspeth Avenue	\$215,000	1	0	1
Land Transfer Program		4	Hedgestone Investments	HOU, PW	Private	1607 Hudspeth Avenue	\$215,000	1	0	1
Land Transfer Program		4	Hedgestone Investments	HOU, PW	Private	1714 Hudspeth Avenue	\$215,000	1	0	1
Land Transfer Program		4	Hedgestone Investments	HOU, PW	Private	1619 E Overton Road	\$215,000	1	0	1
Land Transfer Program		4	Hedgestone Investments	HOU, PW	Private	1607 E Overton Road	\$215,000	1	0	1
Land Transfer Program		4	Hedgestone Investments	HOU, PW	Private	1502 Marfa Avenue	\$215,000	1	0	1
Land Transfer Program		4	Hedgestone Investments	HOU, PW	Private	1527 Marfa Avenue	\$215,000	1	0	1
Land Transfer Program		4	Hedgestone Investments	HOU, PW	Private	1523 Garza Avenue	\$215,000	1	0	1
Land Transfer Program		4	Hedgestone Investments	HOU, PW	Private	1823 Garza Avenue	\$215,000	1	0	1
Land Transfer Program		4	Hedgestone Investments	HOU, PW	Private	4402 Landrum Avenue	\$215,000	1	0	1
Land Transfer Program		4	Hedgestone Investments	HOU, PW	Private	4217 Landrum Avenue	\$215,000	1	0	1
Land Transfer Program		4	Hedgestone Investments	HOU, PW	Private	4221 Landrum Avenue	\$215,000	1	0	1
Land Transfer Program		7	Hedgestone Investments	HOU, PW	Private	2908 Pennsylvania Avenue	\$215,000	1	0	1
Land Transfer Program		7	Hedgestone Investments	HOU, PW	Private	3004 Warren Avenue	\$215,000	1	0	1
Land Transfer Program		7	Hedgestone Investments	HOU, PW	Private	3021 Warren Avenue	\$215,000	1	0	1
Land Transfer Program		7	Hedgestone Investments	HOU, PW	Private	2625 Peabody Avenue	\$184,000	1	0	1
Land Transfer Program		7	Hedgestone Investments	HOU, PW	Private	2627 Peabody Avenue	\$184,000	1	0	1
Land Transfer Program		7	Hedgestone Investments	HOU, PW	Private	1423 Rowan Avenue	\$215,000	1	0	1
Land Transfer Program		7	Hedgestone Investments	HOU, PW	Private	1554 Caldwell Avenue	\$184,000	1	0	1
Land Transfer Program		2	Hedgestone Investments	HOU, PW	Private	1423 Caldwell Avenue	\$184,000	1	0	1
Land Transfer Program		2	Hedgestone Investments	HOU, PW	Private	1217 Caldwell Avenue	\$215,000	1	0	1
Land Transfer Program		2	Hedgestone Investments	HOU, PW	Private	1530 Caldwell Avenue	\$184,000	1	0	1
Land Transfer Program		2	Hedgestone Investments	HOU, PW	Private	4415 Rose Street	\$184,000	1	0	1
Land Transfer Program		4	Marcer Construction	HOU, PW	Private	1502 Hortense Avenue	\$225,000	1	0	1
Land Transfer Program		4	Marcer Construction	HOU, PW	Private	3317 Biglow Drive	\$225,000	1	0	1
Land Transfer Program		7	Marcer Construction	HOU, PW	Private	2727 Maurine F Bailey Way	\$194,000	1	0	1
Land Transfer Program		7	Marcer Construction	HOU, PW	Private	2807 Farragut Street	\$194,000	1	0	1
Land Transfer Program		7	Marcer Construction	HOU, PW	Private	2850 Farragut Street	\$194,000	1	0	1
Land Transfer Program		7	Marcer Construction	HOU, PW	Private	2459 Macon Street	\$225,000	1	0	1
Land Transfer Program		7	Marcer Construction	HOU, PW	Private	2455 Macon Street	\$225,000	1	0	1
Land Transfer Program		7	Marcer Construction	HOU, PW	Private	2303 Starks Avenue	\$225,000	1	0	1
Land Transfer Program		7	Marcer Construction	HOU, PW	Private	2344 Starks Avenue	\$225,000	1	0	1
Land Transfer Program		7	Marcer Construction	HOU, PW	Private	2223 Garden Drive	\$194,000	1	0	1
Land Transfer Program		4	Marcer Construction	HOU, PW	Private	2615 Birdsong Drive	\$225,000	1	0	1
Land Transfer Program		4	Marcer Construction	HOU, PW	Private	1222 Noah Street	\$225,000	1	0	1
Land Transfer Program		4	Marcer Construction	HOU, PW	Private	819 Lambert Street	\$225,000	1	0	1
Land Transfer Program		4	Marcer Construction	HOU, PW	Private	210 Cottonwood Parkway	\$225,000	1	0	1
Land Transfer Program		4	Marcer Construction	HOU, PW	Private	530 Woodbine Avenue	\$225,000	1	0	1
Land Transfer Program		4	Marcer Construction	HOU, PW	Private	612 S Moore Street	\$225,000	1	0	1
Land Transfer Program		7	Marcer Construction	HOU, PW	Private	4226 Canal Street	\$194,000	1	0	1
Land Transfer Program		7	Marcer Construction	HOU, PW	Private	4235 Canal Street	\$194,000	1	0	1
Land Transfer Program		7	Marcer Construction	HOU, PW	Private	4233 Canal Street	\$194,000	1	0	1
Land Transfer Program		7	Marcer Construction	HOU, PW	Private	4335 Spring Avenue	\$194,000	1	0	1
Land Transfer Program		7	Marcer Construction	HOU, PW	Private	2719 Frazier Street	\$194,000	1	0	1
Land Transfer Program		7	Marcer Construction	HOU, PW	Private	3635 Carl Street	\$225,000	1	0	1
Land Transfer Program		7	Marcer Construction	HOU, PW	Private	3802 Carl Street	\$225,000	1	0	1
Land Transfer Program		7	Marcer Construction	HOU, PW	Private	3642 Carl Street	\$194,000	1	0	1
Land Transfer Program		7	Marcer Construction	HOU, PW	Private	4319 Elsie Faye Heggins Street	\$225,000	1	0	1
Land Transfer Program		4	Marcer Construction	HOU, PW	Private	511 N Moore Street	\$194,000	1	0	1
Land Transfer Program		4	Marcer Construction	HOU, PW	Private	507 N Moore Street	\$194,000	1	0	1
Land Transfer Program		4	Marcer Construction	HOU, PW	Private	511 N Denley Drive	\$194,000	1	0	1
Land Transfer Program		4	Confia Homes	HOU, PW	Private	1356 S Denley Drive	\$184,000	1	0	1
Land Transfer Program		4	Confia Homes	HOU, PW	Private	1806 Morrell Avenue	\$244,000	1	0	1
Land Transfer Program		4	Confia Homes	HOU, PW	Private	2722 E Overton Road	\$244,000	1	0	1
Land Transfer Program		4	Confia Homes	HOU, PW	Private	1619 E Woodin Boulevard	\$244,000	1	0	1
Land Transfer Program		7	Confia Homes	HOU, PW	Private	5504 Bexar Street	\$244,000	1	0	1
Land Transfer Program		7	Confia Homes	HOU, PW	Private	5502 Bexar Street	\$244,000	1	0	1
Land Transfer Program		7	Confia Homes	HOU, PW	Private	2604 Brigham Lane	\$244,000	1	0	1
Land Transfer Program		7	Confia Homes	HOU, PW	Private	2718 Council Street	\$244,000	1	0	1
Land Transfer Program		7	Confia Homes	HOU, PW	Private	2424 Garden Drive	\$184,000	1	0	1
Land Transfer Program		7	Confia Homes	HOU, PW	Private	2425 Garden Drive	\$184,000	1	0	1
Land Transfer Program		7	Confia Homes	HOU, PW	Private	2615 Hooper Street	\$184,000	1	0	1
Land Transfer Program		7	Confia Homes	HOU, PW	Private	2726 Lawrence Street	\$184,000	1	0	1
Land Transfer Program		7	Confia Homes	HOU, PW	Private	5006 Linder Avenue	\$244,000	1	0	1
Land Transfer Program		7	Confia Homes	HOU, PW	Private	5002 Linder Avenue	\$244,000	1	0	1
Land Transfer Program		7	Confia Homes	HOU, PW	Private	2711 Maurine F Bailey Way	\$244,000	1	0	1
Land Transfer Program		7	Confia Homes	HOU, PW	Private	7735 Brownsville Avenue	\$244,000	1	0	1
Land Transfer Program		7	Confia Homes	HOU, PW	Private	7736 Brownsville Avenue	\$184,000	1	0	1

Phase	Project	Council District	Developer	City Involvement	Financial Structure	Property Address	Development Cost	Reserved Units	Market Units	Total # of Units
Land Transfer Program		7	Confia Homes	HOU, PW	Private	7721 Brownsville Avenue	\$184,000	1	0	1
Land Transfer Program		7	Confia Homes	HOU, PW	Private	4549 Cherbourg Street	\$184,000	1	0	1
Land Transfer Program		7	Confia Homes	HOU, PW	Private	4632 Corregidor Street	\$244,000	1	0	1
Land Transfer Program		7	Confia Homes	HOU, PW	Private	7944 Hull Avenue	\$184,000	1	0	1
Land Transfer Program		7	Confia Homes	HOU, PW	Private	7935 Hull Avenue	\$184,000	1	0	1
Land Transfer Program		7	Confia Homes	HOU, PW	Private	4720 Stokes Street	\$184,000	1	0	1
Land Transfer Program		7	Confia Homes	HOU, PW	Private	4331 Copeland Avenue	\$184,000	1	0	1
Land Transfer Program		7	Confia Homes	HOU, PW	Private	4518 Jamaica Street	\$184,000	1	0	1
Land Transfer Program		7	Confia Homes	HOU, PW	Private	4226 York Street	\$184,000	1	0	1
Land Transfer Program		7	Confia Homes	HOU, PW	Private	2245 Anderson Street	\$184,000	1	0	1
Land Transfer Program		7	Confia Homes	HOU, PW	Private	5814 Carlton Garrett Street	\$184,000	1	0	1
Land Transfer Program		7	Confia Homes	HOU, PW	Private	2732 Keeler Street	\$184,000	1	0	1
Land Transfer Program		7	Titan & Associates	HOU, PW	Private	3331 Beall Street	\$205,000	1	0	1
Land Transfer Program		7	Titan & Associates	HOU, PW	Private	3322 Beall Street	\$205,000	1	0	1
Land Transfer Program		7	Titan & Associates	HOU, PW	Private	3327 Beall Street	\$205,000	1	0	1
Land Transfer Program		7	Titan & Associates	HOU, PW	Private	3310 Detonte Street	\$205,000	1	0	1
Land Transfer Program		7	Titan & Associates	HOU, PW	Private	4714 Dolphin Road	\$215,000	1	0	1
Land Transfer Program		4	Titan & Associates	HOU, PW	Private	1522 E Ann Arbor Avenue	\$215,000	1	0	1
Land Transfer Program		4	Titan & Associates	HOU, PW	Private	1506 Presidio Avenue	\$215,000	1	0	1
Land Transfer Program		4	Titan & Associates	HOU, PW	Private	1403 Maywood Avenue	\$215,000	1	0	1
Land Transfer Program		4	Titan & Associates	HOU, PW	Private	2524 Marjorie Avenue	\$215,000	1	0	1
Land Transfer Program		4	Titan & Associates	HOU, PW	Private	2436 Hudspeth Avenue	\$215,000	1	0	1
Land Transfer Program		4	KH Solutions	HOU, PW	Private	426 Bonnie View Road	\$215,000	1	0	1
Land Transfer Program		4	KH Solutions	HOU, PW	Private	1204 Claude Street	\$215,000	1	0	1
Land Transfer Program		4	KH Solutions	HOU, PW	Private	216 Landis Street	\$215,000	1	0	1
Land Transfer Program		4	KH Solutions	HOU, PW	Private	112 N Cliff Street	\$215,000	1	0	1
Land Transfer Program		4	KH Solutions	HOU, PW	Private	623 Woodbine Avenue	\$215,000	1	0	1
Land Transfer Program		7	KH Solutions	HOU, PW	Private	4210 Copeland Avenue	\$215,000	1	0	1
Land Transfer Program		7	KH Solutions	HOU, PW	Private	4227 Copeland Avenue	\$215,000	1	0	1
Land Transfer Program		7	KH Solutions	HOU, PW	Private	4302 Copeland Avenue	\$206,000	1	0	1
Land Transfer Program		7	KH Solutions	HOU, PW	Private	4302 Marshall Street	\$206,000	1	0	1
Land Transfer Program		7	KH Solutions	HOU, PW	Private	4335 Marshall Street	\$206,000	1	0	1
Land Transfer Program		7	KH Solutions	HOU, PW	Private	4615 Canal Street	\$206,000	1	0	1
Land Transfer Program		7	Affluency Homes	HOU, PW	Private	2453 Starks Ave	\$218,500	1	0	1
Land Transfer Program		7	Affluency Homes	HOU, PW	Private	2412 Starks Ave	\$218,500	1	0	1
Land Transfer Program		7	Affluency Homes	HOU, PW	Private	5012 Marne Street	\$218,500	1	0	1
Land Transfer Program		7	Affluency Homes	HOU, PW	Private	5039 Marne Street	\$218,500	1	0	1
Land Transfer Program		7	Affluency Homes	HOU, PW	Private	2338 Macon Street	\$218,500	1	0	1
Land Transfer Program		7	Affluency Homes	HOU, PW	Private	2510 Hooper Street	\$218,500	1	0	1
Land Transfer Program		7	Affluency Homes	HOU, PW	Private	1916 J B Jackson Jr Blvd	\$218,500	1	0	1
Land Transfer Program		7	Affluency Homes	HOU, PW	Private	3723 Kenilworth Street	\$218,500	1	0	1
Land Transfer Program		7	Affluency Homes	HOU, PW	Private	3504 Roberts Avenue	\$190,500	1	0	1
Land Transfer Program		7	Affluency Homes	HOU, PW	Private	2215 Stoneman Street	\$190,500	1	0	1
Land Transfer Program		7	Affluency Homes	HOU, PW	Private	2643 Tanner Street	\$190,500	1	0	1
Land Transfer Program		7	Affluency Homes	HOU, PW	Private	3814 Atlanta Street	\$190,500	1	0	1
Land Transfer Program		4	Affluency Homes	HOU, PW	Private	1242 E Ohio Ave	\$190,500	1	0	1
Land Transfer Program		4	Affluency Homes	HOU, PW	Private	3723 Opal Avenue	\$190,500	1	0	1
Land Transfer Program		4	Affluency Homes	HOU, PW	Private	4234 Opal Avenue	\$190,500	1	0	1
Land Transfer Program		4	Covenant Homes	HOU, PW	Private	402 Bobbie Street	\$215,000	1	0	1
Land Transfer Program		4	Covenant Homes	HOU, PW	Private	402 Cleaves Street	\$215,000	1	0	1
Land Transfer Program		4	Covenant Homes	HOU, PW	Private	408 Cleaves Street	\$215,000	1	0	1
Land Transfer Program		4	Covenant Homes	HOU, PW	Private	431 Cleave Street	\$215,000	1	0	1
Land Transfer Program		4	Covenant Homes	HOU, PW	Private	438 Cleave Street	\$215,000	1	0	1
Land Transfer Program		4	Covenant Homes	HOU, PW	Private	401 Hart Street	\$215,000	1	0	1
Land Transfer Program		4	Covenant Homes	HOU, PW	Private	411 Hart Street	\$215,000	1	0	1
Land Transfer Program		4	Covenant Homes	HOU, PW	Private	424 N Moore Street	\$215,000	1	0	1
Land Transfer Program		4	Covenant Homes	HOU, PW	Private	501 N Moore Street	\$215,000	1	0	1
Land Transfer Program		4	Covenant Homes	HOU, PW	Private	406 N Moore Street	\$180,000	1	0	1
Land Transfer Program		4	Covenant Homes	HOU, PW	Private	421 N Denley Drive	\$180,000	1	0	1
Land Transfer Program		4	Covenant Homes	HOU, PW	Private	408 Pecan Drive	\$180,000	1	0	1
Land Transfer Program		4	Covenant Homes	HOU, PW	Private	411 Pecan Drive	\$180,000	1	0	1
Land Transfer Program		4	Covenant Homes	HOU, PW	Private	405 Sparks Street	\$180,000	1	0	1
Land Transfer Program		4	Covenant Homes	HOU, PW	Private	441 Sparks Street	\$180,000	1	0	1
Land Transfer Program		4	Covenant Homes	HOU, PW	Private	442 Sparks Street	\$180,000	1	0	1
Land Transfer Program		4	Texas Heavenly Homes	HOU, PW	Private	611 N Denley Drive	\$235,000	1	0	1
Land Transfer Program		4	Texas Heavenly Homes	HOU, PW	Private	607 N Denley Drive	\$235,000	1	0	1
Land Transfer Program		4	Texas Heavenly Homes	HOU, PW	Private	603 N Denley Drive	\$235,000	1	0	1
Land Transfer Program		4	Texas Heavenly Homes	HOU, PW	Private	527 N Denley Drive	\$235,000	1	0	1
Land Transfer Program		4	Texas Heavenly Homes	HOU, PW	Private	505 N Denley Drive	\$172,500	1	0	1
Land Transfer Program		4	Texas Heavenly Homes	HOU, PW	Private	427 N Denley Drive	\$172,500	1	0	1
Land Transfer Program		7	Masa Design- Build	HOU, PW	Private	2631 Warren Avenue	\$170,000	1	0	1
Land Transfer Program		7	Masa Design- Build	HOU, PW	Private	2424 Birmingham Avenue	\$170,000	1	0	1

Phase	Project	Council District	Developer	City Involvement	Financial Structure	Property Address	Development Cost	Reserved Units	Market Units	Total # of Units
	Land Transfer Program	7	Masa Design- Build	HOU, PW	Private	2734 Exline Street	\$198,500	1	0	1
	Land Transfer Program	7	Masa Design- Build	HOU, PW	Private	2730 Exline Street	\$198,500	1	0	1
	Land Transfer Program	4	Masa Design- Build	HOU, PW	Private	1918 E Overton Road	\$170,000	1	0	1
	Land Transfer Program	4	Masa Design- Build	HOU, PW	Private	3135 Harlandale Avenue	\$170,000	1	0	1
	Land Transfer Program	4	Masa Design- Build	HOU, PW	Private	3735 Humphrey Drive	\$198,500	1	0	1
	Land Transfer Program	4	Masa Design- Build	HOU, PW	Private	3607 Humphrey Drive	\$198,500	1	0	1
	Land Transfer Program	4	Masa Design- Build	HOU, PW	Private	1530 Fordham Road	\$198,500	1	0	1
	Land Transfer Program	4	Masa Design- Build	HOU, PW	Private	4611 Bonnie View Road	\$198,500	1	0	1
							\$1,669,823,705	4,210	4,937	9,147

Phase	City Involvement	Council District	Primary Lender	Funding Source	Sales Price	City Assistance	AMI	Age	Households Served	
Closed FY 22-23	DHAP, Targeted Occupation	7	JPMorgan Chase Bank, N.A.	CDBG, HOME	\$ 200,000	\$ 45,000	82.14%	28	1	
	DHAP, Targeted Occupation	8	AmCap Mortgage, Ltd	CDBG, HOME	\$ 263,585	\$ 43,394	80.24%	37	1	
	DHAP	7	Inwood National Bank	CDBG, HOME	\$ 240,000	\$ 40,000	74.81%	54	1	
					\$ 234,528	\$ 128,394	81.19%	40	3	
Prequalified	DHAP				\$ -	\$ -	61.03%	47	1	
	DHAP				\$ -	\$ -	59.64%	58	1	
	DHAP				\$ -	\$ -	65.51%	25	1	
	DHAP		Fairway Independent Mortgage Company		\$ 268,000	\$ -	66.83%	25	1	
	DHAP				\$ -	\$ -	78.53%	37	1	
	DHAP				\$ -	\$ -	78.43%	49	1	
	DHAP				\$ -	\$ -	79.59%	48	1	
	DHAP				\$ -	\$ -	71.61%	34	1	
	DHAP, Targeted Occupation		Simmons Bank		\$ 246,000	\$ -	98.62%	35	1	
	DHAP				\$ -	\$ -	57.70%	52	1	
	DHAP	na			\$ -	\$ -	32.36%	50	1	
	DHAP				\$ -	\$ -	70.26%	49	1	
	DHAP				\$ -	\$ -	45.68%	39	1	
	DHAP, Targeted Occupation				\$ -	\$ -	106.23%	33	1	
	DHAP				\$ -	\$ -	69.21%	36	1	
	DHAP				\$ -	\$ -	79.03%	34	1	
	DHAP				\$ -	\$ -	64.29%	37	1	
	DHAP				\$ -	\$ -	72.71%	56	1	
	DHAP, Targeted Occupation				\$ -	\$ -	119.34%	34	1	
	DHAP				\$ -	\$ -	56.47%	22	1	
	DHAP				\$ -	\$ -	42.45%	64	1	
	DHAP				\$ -	\$ -	57.45%	40	1	
	DHAP, Targeted Occupation				\$ -	\$ -	110.04%	29	1	
	DHAP, Targeted Occupation		Bank of America		\$ 249,900	\$ -	115.51%	37	1	
	DHAP				\$ -	\$ -	71.11%	25	1	
	DHAP, Targeted Occupation				\$ -	\$ -	106.15%	22	1	
	DHAP, Targeted Occupation				\$ -	\$ -	112.02%	26	1	
	DHAP				\$ -	\$ -	78.38%	51	1	
	DHAP				\$ -	\$ -	76.21%	50	1	
	DHAP, Targeted Occupation				\$ -	\$ -	85.07%	29	1	
	DHAP				\$ -	\$ -	66.19%	31	1	
	DHAP				\$ -	\$ -	42.67%	35	1	
	DHAP		Amcap Mortgage Ltd Db	Gold Financial Services		\$ -	\$ -	45.14%	65	1
	DHAP					\$ -	\$ -	54.76%	36	1
					\$ 254,633	\$ -	73.42%	39	34	

Status	Program	Council District	Contractor	Funding Source	Repair Cost	Remaining Funds	Number of Units	AMI	Age
Completed FY 22-23	HIPP	District 9	Torres Construction	CDBG	\$ 49,915	\$ 15,594	1	47%	71
	HIPP	District 7	Symone Construction Services, LLC	CDBG	\$ 160,000	\$ -	1	15%	62
	HIPP	District 9	ANGEL AC & REFRIGERATION	CDBG	\$ 49,650	\$ -	1	37%	78
	HIPP	District 5	ANGEL AC & REFRIGERATION	CDBG	\$ 41,475	\$ -	1	38%	80
					\$ 301,040	\$ 15,594	4	34%	73
Under Construction	ARPA (FiveMile)	District 8	NCN Constructions LLC	ARPA	\$ 97,803	\$ 97,803	1		72
	ARPA (FiveMile)	District 8	NCN Constructions LLC	ARPA	\$ 94,810	\$ 94,810	1		69
	ARPA (Joppa)	District 7	REKJ Builders, LLC	ARPA	\$ 92,651	\$ 92,651	1		69
	ARPA (TenthStreet)	District 4	Dallas Finest Construction LLC	ARPA	\$ 72,200	\$ 72,200	1		67
	ARPA (TenthStreet)	District 4	Dallas Finest Construction LLC	ARPA	\$ 78,500	\$ 78,500	1		60
	ARPA (TenthStreet)	District 4	NCN Constructions LLC	ARPA	\$ 97,300	\$ 97,300	1		62
	ARPA (TenthStreet)	District 4	Dallas Finest Construction LLC	ARPA	\$ 77,500	\$ 77,500	1		98
	DTF	District 5	NCN Constructions LLC	DTF	\$ 19,895	\$ 19,895	1	49%	75
	DTF	District 7	REKJ Builders, LLC	DTF	\$ 19,675	\$ 19,675	1	2%	66
	DTF	District 7	REKJ Builders, LLC	DTF	\$ 19,865	\$ 19,865	1	36%	74
	DTF	District 5	REKJ Builders, LLC	DTF	\$ 20,000	\$ -	1	29%	86
	DTF	District 7	REKJ Builders, LLC	DTF	\$ 12,437	\$ -	1		56
	DTF	District 5	REKJ Builders, LLC	DTF	\$ 5,025	\$ -	1	29%	76
	HIPP	District 7	DFW Renovation Solutions	CDBG	\$ 158,900	\$ 100,940	1	36%	95
	HIPP	District 6	Scott-King Group, LLC	CDBG	\$ 60,000	\$ 60,000	1	58%	59
	HIPP	District 8	Titan & Associates Construction, LLC	CDBG	\$ 58,706	\$ -	1	26%	82
	HIPP	District 5	ANGEL AC & REFRIGERATION	CDBG	\$ 55,705	\$ -	1	49%	68
	HIPP	District 5	Torres Construction	CDBG	\$ 56,924	\$ -	1	67%	60
	HIPP	District 7	Opportunity Construction, LLC	CDBG	\$ 173,175	\$ 153,735	1	55%	94
	HIPP	District 7	Opportunity Construction, LLC	CDBG	\$ 173,175	\$ 153,735	1	16%	
	HIPP	District 2	ANGEL AC & REFRIGERATION	CDBG	\$ 65,000	\$ 65,000	1	25%	79
	HIPP	District 6	Titan & Associates Construction, LLC	CDBG	\$ 58,850	\$ 58,850	1	25%	70
	HIPP	District 4	NCN Constructions LLC	CDBG	\$ 64,793	\$ 45,533	1	18%	68
	HIPP	District 8	Torres Construction	CDBG	\$ 58,662	\$ 58,662	1	30%	77
	HIPP	District 2	NCN Constructions LLC	CDBG	\$ 59,650	\$ 39,850	1	65%	50
	HIPP	District 7	Titan & Associates Construction, LLC	CDBG	\$ 54,675	\$ -	1	43%	67
	HIPP	District 4	ANGEL AC & REFRIGERATION	CDBG	\$ 48,005	\$ 48,005	1	16%	66
	HIPP	District 5	Dallas Finest Construction LLC	CDBG	\$ 58,825	\$ 58,825	1	64%	71
	HIPP	District 5	Scott-King Group, LLC	CDBG	\$ 58,500	\$ 58,500	1	22%	73
	HIPP	District 7	Torres Construction	CDBG	\$ 21,000	\$ 21,000	1	69%	70
	HIPP	District 5	Torres Construction	CDBG	\$ 30,702	\$ -	1	71%	66
	HIPP	District 5	ANGEL AC & REFRIGERATION	CDBG	\$ 30,460	\$ 30,460	1	23%	70
	HIPP	District 7	NCN Constructions LLC	CDBG	\$ 59,909	\$ 25,088	1	63%	76
	HIPP	District 4	ANGEL AC & REFRIGERATION	CDBG	\$ 60,435	\$ 60,435	1	24%	78

Status	Program	Council District	Contractor	Funding Source	Repair Cost	Remaining Funds	Number of Units	AMI	Age
HIPP		District 8	Titan & Associates Construction, LLC	CDBG	\$ 35,900	\$ 10,835	1	54%	60
HIPP		District 4	Dallas Finest Construction LLC	CDBG	\$ 48,855	\$ 48,855	1	51%	76
HIPP		District 1	Scott-King Group, LLC	CDBG	\$ 59,455	\$ 59,455	1	23%	82
HIPP		District 3	Torres Construction	CDBG	\$ 58,621	\$ 58,621	1	39%	79
HIPP		District 7	Dallas Finest Construction LLC	CDBG	\$ 57,990	\$ 57,990	1	31%	67
HIPP		District 5	ANGEL AC & REFRIGERATION	CDBG	\$ 37,425	\$ 37,425	1	26%	67
HIPP		District 8	Titan & Associates Construction, LLC	CDBG	\$ 59,515	\$ 53,899	1	46%	64
HIPP		District 4	Torres Construction	CDBG	\$ 59,899	\$ -	1	17%	64
HIPP		District 6	Scott-King Group, LLC	CDBG	\$ 55,656	\$ 55,656	1	10%	58
HIPP		District 5	ANGEL AC & REFRIGERATION	CDBG	\$ 30,483	\$ -	1	64%	62
HIPP		District 9	Torres Construction	CDBG	\$ 51,682	\$ 51,682	1	35%	50
HIPP		District 12	Scott-King Group, LLC	CDBG	\$ 39,300	\$ 24,990	1	71%	73
HIPP		District 6	Opportunity Construction, LLC	CDBG	\$ 165,040	\$ 35,157	1	17%	63
HIPP		District 6	Opportunity Construction, LLC	CDBG	\$ 159,999	\$ 42,752	1	17%	76
HIPP		District 8	REKJ Builders, LLC,Opportunity Cons	CDBG	\$ 160,000	\$ 26,238	1	74%	78
HIPP		District 7	DFW Renovation Solutions	CDBG	\$ 175,000	\$ 95,395	1	34%	69
HIPP		District 4	Opportunity Construction, LLC	CDBG	\$ 159,999	\$ -	1	32%	86
HIPP		District 7	Opportunity Construction, LLC	CDBG	\$ 159,999	\$ 43,112	1	33%	72
HIPP		District 4	Opportunity Construction, LLC	CDBG	\$ 159,999	\$ -	1	26%	85
HIPP		District 8	Torres Construction,Legacy RED Gro	CDBG	\$ 36,988	\$ -	1	21%	72
HIPP		District 4	DFW Renovation Solutions	CDBG	\$ 157,000	\$ 142,150	1	12%	53
HIPP		District 8	Opportunity Construction, LLC	CDBG	\$ 159,999	\$ 91,590	1	40%	90
HIPP		District 1	Torres Construction,J A Construction	CDBG	\$ 49,673	\$ 49,673	1	59%	39
HIPP		District 4	Symone Construction Services, LLC	CDBG	\$ 176,000	\$ 80,231	1	46%	63
HIPP		District 9	Torres Construction	CDBG	\$ 49,915	\$ 15,594	1	47%	71
HIPP		District 5	Scott-King Group, LLC,Agape Contrac	CDBG	\$ 49,999	\$ -	1	42%	76
HIPP		District 4	Symone Construction Services, LLC	CDBG	\$ 176,000	\$ 46,430	1	16%	46
HIPP		District 3	ANGEL AC & REFRIGERATION	CDBG	\$ 41,430	\$ -	1	44%	67
HIPP		District 7	Symone Construction Services, LLC	CDBG	\$ 176,000	\$ -	1	21%	77
HIPP		District 10	Scott-King Group, LLC	CDBG	\$ 53,310	\$ -	1	40%	70
HIPP		District 5	Symone Construction Services, LLC	CDBG	\$ 169,114	\$ 169,114	1	13%	72
HIPP 1.0		District 7	Hatley II Roofing Inc,Torres Constructi		\$ 49,628	\$ -	1	18%	68
Reconstruction,HIPP		District 7	Opportunity Construction, LLC		\$ 159,999	\$ -	1	26%	83
West Dallas		District 6	MIKO trucking	Equity Fund	\$ 9,910	\$ 9,910	1	25%	70
West Dallas		District 6	MIKO trucking	Equity Fund	\$ 9,940	\$ -	1	18%	81
West Dallas		District 6	MIKO trucking	Equity Fund	\$ 9,895	\$ 9,895	1	51%	42
West Dallas		District 6	MIKO trucking	Equity Fund	\$ 7,370	\$ 7,370	1	47%	56
West Dallas		District 6	MIKO trucking	Equity Fund	\$ 10,000	\$ -	1	27%	48
West Dallas		District 6	MIKO trucking	Equity Fund	\$ 9,940	\$ 9,940	1	25%	70
West Dallas		District 6	MIKO trucking	Equity Fund	\$ 5,225	\$ 5,225	1	19%	56

Status	Program	Council District	Contractor	Funding Source	Repair Cost	Remaining Funds	Number of Units	AMI	Age
	West Dallas	District 6	MIKO trucking	Equity Fund	\$ 9,988	\$ 9,988	1	21%	67
	West Dallas	District 6	MIKO trucking	Equity Fund	\$ 9,885	\$ 9,885	1	44%	44
	West Dallas	District 6	MIKO trucking	Equity Fund	\$ 9,885	\$ -	1	34%	71
	West Dallas	District 6	MIKO trucking	Equity Fund	\$ 9,785	\$ 9,785	1	29%	68
	West Dallas	District 6	MIKO trucking	Equity Fund	\$ 3,620	\$ 3,620	1	24%	63
	West Dallas	District 6	MIKO trucking	Equity Fund	\$ 9,748	\$ 9,748	1	29%	52
	West Dallas	District 6	MIKO trucking	Equity Fund	\$ 9,735	\$ 9,735	1	24%	86
	West Dallas	District 6	MIKO trucking	Equity Fund	\$ 9,970	\$ 9,970	1	54%	58
	West Dallas	District 6	MIKO trucking	Equity Fund	\$ 9,975	\$ -	1	18%	66
	West Dallas	District 6	MIKO trucking	Equity Fund	\$ 10,000	\$ -	1	28%	66
	West Dallas	District 6	MIKO trucking	Equity Fund	\$ 9,790	\$ -	1	32%	85
	West Dallas	District 6	MIKO trucking	Equity Fund	\$ 9,875	\$ 9,875	1	62%	80
	West Dallas	District 6	MIKO trucking	Equity Fund	\$ 4,445	\$ 4,445	1	63%	65
					\$ 5,592,562	\$ 3,125,050	87	36%	69

Preconstruction	ARPA (FiveMile)	District 8		ARPA	\$ -	\$ -	1		
	ARPA (FiveMile)	District 8		ARPA	\$ -	\$ -	1		64
	ARPA (FiveMile)	District 8		ARPA	\$ -	\$ -	1		75
	ARPA (FiveMile)	District 8		ARPA	\$ -	\$ -	1		46
	ARPA (FiveMile)	District 8		ARPA	\$ -	\$ -	1		69
	ARPA (FiveMile)	District 8		ARPA	\$ -	\$ -	1		64
	ARPA (FiveMile)	District 8		ARPA	\$ -	\$ -	1		57
	ARPA (FiveMile)	District 8		ARPA	\$ -	\$ -	1		68
	ARPA (FiveMile)	District 8		ARPA	\$ -	\$ -	1		63
	ARPA (FiveMile)	District 8		ARPA	\$ -	\$ -	1		72
	ARPA (FiveMile)	District 8		ARPA	\$ -	\$ -	1		60
	ARPA (FiveMile)	District 8		ARPA	\$ -	\$ -	1		67
	ARPA (FiveMile)	District 8		ARPA	\$ -	\$ -	1		56
	ARPA (FiveMile)	District 8		ARPA	\$ -	\$ -	1		69
	ARPA (FiveMile)	District 8		ARPA	\$ -	\$ -	1		81
	ARPA (FiveMile)	District 8		ARPA	\$ -	\$ -	1		67
	ARPA (FiveMile)	District 8		ARPA	\$ -	\$ -	1		48
	ARPA (Joppa)	District 7		ARPA	\$ -	\$ -	1		78
	ARPA (Joppa)	District 7	REKJ Builders, LLC	ARPA	\$ 61,200	\$ 61,200	1		68
	ARPA (Joppa)	District 7	REKJ Builders, LLC	ARPA	\$ 91,300	\$ 91,300	1		67
	ARPA (Joppa)	District 7	NCN Constructions LLC	ARPA	\$ 97,203	\$ 97,203	1		89
	ARPA (Joppa)	District 7		ARPA	\$ -	\$ -	1		74
	ARPA (Joppa)	District 7		ARPA	\$ -	\$ -	1		71
	ARPA (Joppa)	District 7		ARPA	\$ -	\$ -	1		73
	ARPA (Joppa)	District 7		ARPA	\$ -	\$ -	1		66

Status	Program	Council District	Contractor	Funding Source	Repair Cost	Remaining Funds	Number of Units	AMI	Age
	ARPA (Joppa)	District 7	REKJ Builders, LLC	ARPA	\$ 97,625	\$ 97,625	1		54
	ARPA (Joppa)	District 7		ARPA	\$ -	\$ -	1		
	ARPA (Joppa)	District 7		ARPA	\$ -	\$ -	1		80
	ARPA (Joppa)	District 7	NCN Constructions LLC	ARPA	\$ 97,857	\$ 97,857	1		69
	ARPA (Joppa)	District 7		ARPA	\$ -	\$ -	1		53
	ARPA (Joppa)	District 7	REKJ Builders, LLC	ARPA	\$ 94,830	\$ 94,830	1		61
	ARPA (Joppa)	District 7		ARPA	\$ -	\$ -	1		
	ARPA (Joppa)	District 7		ARPA	\$ -	\$ -	1		73
	ARPA (Joppa)	District 7	REKJ Builders, LLC	ARPA	\$ 97,702	\$ 97,702	1		
	ARPA (Joppa)	District 7		ARPA	\$ -	\$ -	1		45
	ARPA (Joppa)	District 7	REKJ Builders, LLC	ARPA	\$ 80,440	\$ 80,440	1		73
	ARPA (Joppa)	District 7		ARPA	\$ -	\$ -	1		83
	ARPA (Joppa)	District 7		ARPA	\$ -	\$ -	1		76
	ARPA (Joppa)	District 7		ARPA	\$ -	\$ -	1		2
	ARPA (TenthStreet)	District 4	Titan & Associates Construction, LLC	ARPA	\$ 84,900	\$ 84,900	1		64
	ARPA (TenthStreet)	District 4		ARPA	\$ -	\$ -	1		76
	ARPA (TenthStreet)	District 7		ARPA	\$ -	\$ -	1		55
	ARPA (TenthStreet)	District 4		ARPA	\$ -	\$ -	1		60
	ARPA (TenthStreet)	District 4		ARPA	\$ -	\$ -	1		64
	ARPA (TenthStreet)	District 4		ARPA	\$ -	\$ -	1		33
	ARPA (TenthStreet)	District 4		ARPA	\$ -	\$ -	1		57
	ARPA (TenthStreet)	District 4		ARPA	\$ -	\$ -	1		75
	ARPA (TenthStreet)	District 4		ARPA	\$ -	\$ -	1		24
	ARPA (TenthStreet)	District 4		ARPA	\$ -	\$ -	1		89
	ARPA (TenthStreet)	District 4		ARPA	\$ -	\$ -	1		
	ARPA (TenthStreet)	District 4		ARPA	\$ -	\$ -	1		
	ARPA (TenthStreet)	District 4		ARPA	\$ -	\$ -	1		68
	ARPA (TenthStreet)	District 4		ARPA	\$ -	\$ -	1		55
DTF		District 13	Titan & Associates Construction, LLC	DTF	\$ 19,050	\$ 19,050	1	18%	63
DTF		District 7	REKJ Builders, LLC	DTF	\$ 19,880	\$ 19,880	1		59
DTF		District 4		DTF	\$ -	\$ -	1	31%	85
DTF		District 7	REKJ Builders, LLC	DTF	\$ -	\$ -	1	34%	57
DTF		District 7	REKJ Builders, LLC	DTF	\$ 19,550	\$ 19,550	1	36%	52
DTF		District 2	REKJ Builders, LLC	DTF	\$ 19,920	\$ 19,920	1	21%	73
DTF		District 8		DTF	\$ -	\$ -	1	13%	73
DTF		District 7	REKJ Builders, LLC	DTF	\$ 19,050	\$ 19,050	1	78%	67
DTF		District 5	REKJ Builders, LLC	DTF	\$ 19,280	\$ 19,280	1	14%	71
DTF		District 7		DTF	\$ -	\$ -	1	12%	67
DTF		District 4	REKJ Builders, LLC	DTF	\$ 9,900	\$ 9,900	1	46%	67
DTF		District 7	REKJ Builders, LLC	DTF	\$ 18,775	\$ 18,775	1	12%	54

Status	Program	Council District	Contractor	Funding Source	Repair Cost	Remaining Funds	Number of Units	AMI	Age
DTF		District 3	REKJ Builders, LLC	DTF	\$ 19,995	\$ 19,995	1	21%	80
DTF		District 12	REKJ Builders, LLC	DTF	\$ 19,920	\$ 19,920	1	9%	70
DTF		District 11	Scott-King Group, LLC	DTF	\$ -	\$ -	1	11%	48
DTF		District 7	REKJ Builders, LLC	DTF	\$ 19,930	\$ 19,930	1	66%	55
DTF		District 5	REKJ Builders, LLC	DTF	\$ 19,968	\$ 19,968	1	41%	64
DTF		District 7		DTF	\$ -	\$ -	1	26%	58
DTF		District 3	REKJ Builders, LLC	DTF	\$ -	\$ -	1	73%	49
DTF		District 7	REKJ Builders, LLC	DTF	\$ 18,536	\$ 18,536	1	16%	59
DTF		District 5		DTF	\$ -	\$ -	1	65%	70
DTF		District 5		DTF	\$ -	\$ -	1	24%	74
DTF		District 7	REKJ Builders, LLC	DTF	\$ 19,955	\$ 19,955	1	17%	45
DTF		District 7	REKJ Builders, LLC	DTF	\$ 19,990	\$ 19,990	1	36%	71
DTF		District 2		DTF	\$ -	\$ -	1	17%	83
DTF		District 7	REKJ Builders, LLC	DTF	\$ 19,900	\$ 19,900	1	19%	63
DTF		District 8		DTF	\$ -	\$ -	1	26%	66
DTF		District 8		DTF	\$ -	\$ -	1	18%	59
DTF		District 7		DTF	\$ -	\$ -	1	33%	60
DTF		District 6	REKJ Builders, LLC	DTF	\$ 13,070	\$ 13,070	1	49%	70
DTF		District 4		DTF	\$ -	\$ -	1	21%	60
DTF		District 5		DTF	\$ -	\$ -	1	34%	72
DTF		District 5		DTF	\$ -	\$ -	1	28%	83
DTF		District 7		DTF	\$ -	\$ -	1	25%	89
DTF		District 5		DTF	\$ -	\$ -	1	45%	61
DTF		District 8		DTF	\$ -	\$ -	1	30%	61
DTF		District 4		DTF	\$ -	\$ -	1	37%	82
DTF		District 8		DTF	\$ -	\$ -	1	22%	59
DTF		District 4		DTF	\$ -	\$ -	1	9%	86
HIPP		District 2		CDBG	\$ -	\$ -	1	18%	66
HIPP		District 5	Torres Construction	CDBG	\$ 55,719	\$ 55,719	1	24%	83
HIPP		District 9	Dallas Finest Construction LLC	CDBG	\$ 23,000	\$ 23,000	1	57%	70
HIPP		District 5	REKJ Builders, LLC	CDBG	\$ 61,265	\$ 61,265	1	80%	60
HIPP		District 4	ANGEL AC & REFRIGERATION	CDBG	\$ -	\$ -	1	68%	63
HIPP		District 8	Titan & Associates Construction, LLC	CDBG	\$ -	\$ -	1	66%	38
HIPP		District 6		CDBG	\$ -	\$ -	1	70%	70
HIPP		District 4		CDBG	\$ -	\$ -	1	76%	41
HIPP		District 5	Titan & Associates Construction, LLC	CDBG	\$ 194,215	\$ 194,215	1	41%	65
HIPP		District 8	REKJ Builders, LLC	CDBG	\$ -	\$ -	1	46%	63
HIPP		District 4	ANGEL AC & REFRIGERATION	CDBG	\$ -	\$ -	1	50%	35
HIPP		District 3	Titan & Associates Construction, LLC	CDBG	\$ -	\$ -	1	19%	55
HIPP		District 2		CDBG	\$ -	\$ -	1	78%	92

Status	Program	Council District	Contractor	Funding Source	Repair Cost	Remaining Funds	Number of Units	AMI	Age
	HIPP	District 6		CDBG	\$ -	\$ -	1	24%	65
	HIPP	District 7		CDBG	\$ -	\$ -	1	35%	61
	HIPP	District 3	Dallas Finest Construction LLC	CDBG	\$ 50,000	\$ 50,000	1	21%	71
	Lead	District 6		Lead	\$ -	\$ -	1	52%	59
	Lead	District 3		Lead	\$ -	\$ -	1	25%	49
	Lead	District 1	GTO1 Construction Corporation	Lead	\$ 14,242	\$ 14,242	1	42%	48
	Lead	District 2		Lead	\$ -	\$ -	1	17%	52
	Lead	District 1		Lead	\$ -	\$ -	1	45%	68
	Lead	District 7		Lead	\$ -	\$ -	1	50%	27
	Lead	District 4		Lead	\$ -	\$ -	1	18%	70
	Lead	District 4		Lead	\$ -	\$ -	1	13%	65
	Lead	District 6		Lead	\$ -	\$ -	1	69%	28
	Lead	District 4		Lead	\$ -	\$ -	1	13%	54
	West Dallas	District 6	MIKO trucking	Equity Fund	\$ 9,985	\$ 9,985	1	21%	82
	West Dallas	District 6	MIKO trucking	Equity Fund	\$ 9,925	\$ 9,925	1	27%	55
	West Dallas	District 6	MIKO trucking	Equity Fund	\$ 10,000	\$ 10,000	1	21%	76
	West Dallas	District 6	MIKO trucking	Equity Fund	\$ 9,575	\$ 9,575	1	25%	60
	West Dallas	District 6	MIKO trucking	Equity Fund	\$ 9,845	\$ 9,845	1	63%	61
	West Dallas	District 6	MIKO trucking	Equity Fund	\$ 10,000	\$ 10,000	1	17%	56
	West Dallas	District 6	MIKO trucking	Equity Fund	\$ 9,758	\$ 9,758	1	32%	74
	West Dallas	District 6	MIKO trucking	Equity Fund	\$ 4,500	\$ 4,500	1	32%	71
	West Dallas	District 6		Equity Fund	\$ -	\$ -	1	29%	57
	West Dallas	District 6	MIKO trucking	Equity Fund	\$ 9,890	\$ 9,890	1	28%	62
	West Dallas	District 6	MIKO trucking	Equity Fund	\$ 10,000	\$ 10,000	1	42%	81
	West Dallas	District 6	MIKO trucking	Equity Fund	\$ 9,880	\$ 9,880	1		3
	West Dallas	District 6	MIKO trucking	Equity Fund	\$ 10,000	\$ 10,000	1	21%	68
	West Dallas	District 6		Equity Fund	\$ -	\$ -	1	61%	67
	West Dallas	District 6	MIKO trucking	Equity Fund	\$ 9,590	\$ 9,590	1	67%	78
	West Dallas	District 6		Equity Fund	\$ -	\$ -	1	37%	72
	West Dallas	District 6	MIKO trucking	Equity Fund	\$ 6,950	\$ 6,950	1	64%	58
	West Dallas	District 6	MIKO trucking	Equity Fund	\$ 10,000	\$ 10,000	1	37%	44
	West Dallas	District 6	MIKO trucking	Equity Fund	\$ 10,000	\$ 10,000	1	32%	62
	West Dallas	District 6		Equity Fund	\$ -	\$ -	1	69%	60
	West Dallas	District 6	MIKO trucking	Equity Fund	\$ 10,000	\$ 10,000	1	28%	81
	West Dallas	District 6		Equity Fund	\$ -	\$ -	1	56%	45
	West Dallas	District 6	MIKO trucking	Equity Fund	\$ 10,000	\$ 10,000	1	17%	68
	West Dallas	District 6	MIKO trucking	Equity Fund	\$ 8,625	\$ 8,625	1	40%	65
	West Dallas	District 6	MIKO trucking	Equity Fund	\$ 10,000	\$ 10,000	1	28%	73
	West Dallas	District 6		Equity Fund	\$ -	\$ -	1	12%	85
	West Dallas	District 6		Equity Fund	\$ -	\$ -	1	29%	58
	West Dallas	District 6	MIKO trucking	Equity Fund	\$ 10,000	\$ 10,000	1	28%	76

Status	Program	Council District	Contractor	Funding Source	Repair Cost	Remaining Funds	Number of Units	AMI	Age
	West Dallas	District 6	MIKO trucking	Equity Fund	\$ 9,975	\$ 9,975	1	10%	71
	West Dallas	District 6		Equity Fund	\$ -	\$ -	1	46%	74
	West Dallas	District 6	MIKO trucking	Equity Fund	\$ 10,000	\$ 10,000	1	62%	48
	West Dallas	District 6		Equity Fund	\$ -	\$ -	1	25%	72
	West Dallas	District 6	MIKO trucking	Equity Fund	\$ -	\$ -	1	45%	68
	West Dallas	District 6		Equity Fund	\$ -	\$ -	1	71%	65
	West Dallas	District 5		Equity Fund	\$ -	\$ -	1	72%	66
	West Dallas	District 6		Equity Fund	\$ -	\$ -	1	31%	83
	West Dallas	District 6		Equity Fund	\$ -	\$ -	1	28%	78
	West Dallas	District 6		Equity Fund	\$ -	\$ -	1	22%	63
	West Dallas	District 6		Equity Fund	\$ -	\$ -	1	34%	72
	West Dallas	District 6		Equity Fund	\$ -	\$ -	1	68%	67
	West Dallas	District 6		Equity Fund	\$ -	\$ -	1	18%	73
	West Dallas	District 6		Equity Fund	\$ -	\$ -	1	24%	77
	West Dallas	District 6		Equity Fund	\$ -	\$ -	1	35%	31
	West Dallas	District 6		Equity Fund	\$ -	\$ -	1	19%	85
	West Dallas	District 6		Equity Fund	\$ -	\$ -	1	41%	66
					\$ 1,736,664	\$ 1,736,664	163	36%	64